


4A, 50V - 1000V Glass Passivated Single Phase Bridge Rectifiers

FEATURES

- Glass passivated junction
- Ideal for printed circuit board
- High case dielectric strength
- Typical I_R less than 0.1 μ A
- UL Recognized File # E-326243
- Compliant to RoHS Directive 2011/65/EU and in accordance to WEEE 2002/96/EC
- Halogen-free according to IEC 61249-2-21



MECHANICAL DATA

Case: GBL

Molding compound, UL flammability classification rating 94V-0

Part no. with suffix "H" means AEC-Q101 qualified

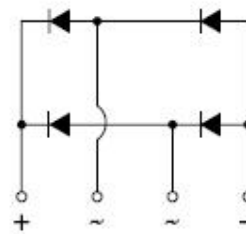
Packing code with suffix "G" means green compound (halogen-free)

Terminal: Matte tin plated leads, solderable per JESD22-B102

Meet JESD 201 class 2 whisker test

Polarity: As marked

Weight: 2.0 g (approximately)



MAXIMUM RATINGS AND ELECTRICAL CHARACTERISTICS ($T_A=25^\circ\text{C}$ unless otherwise noted)										
PARAMETER	SYMBOL	GBLA 005	GBLA 01	GBLA 02	GBLA 04	GBLA 06	GBLA 08	GBLA 10	Unit	
Maximum repetitive peak reverse voltage	V_{RRM}	50	100	200	400	600	800	1000	V	
Maximum RMS voltage	V_{RMS}	35	70	140	280	420	560	700	V	
Maximum DC blocking voltage	V_{DC}	50	100	200	400	600	800	1000	V	
Maximum average forward rectified current @ $T_C=50^\circ\text{C}$ @ $T_A=40^\circ\text{C}$	$I_{F(AV)}$	4 3							A	
Peak forward surge current, 8.3 ms single half sine-wave superimposed on rated load	I_{FSM}	120							A	
Rating for fusing ($t<8.3\text{ms}$)	I^2t	59							A^2s	
Maximum instantaneous forward voltage (Note 1) @ 4 A	V_F	1.0							V	
Maximum reverse current @ rated V_R $T_J=25^\circ\text{C}$ $T_J=125^\circ\text{C}$	I_R	5 500							μA	
Typical junction capacitance	C_J	95				40				pF
Typical thermal resistance	$R_{\theta JL}$ $R_{\theta JA}$	10 47								$^\circ\text{C/W}$
Operating junction temperature range	T_J	- 55 to +150							$^\circ\text{C}$	
Storage temperature range	T_{STG}	- 55 to +150							$^\circ\text{C}$	

Note 1: Pulse test with $PW=300\mu\text{s}$, 1% duty cycle

ORDERING INFORMATION					
PART NO.	PART NO. SUFFIX	PACKING CODE	PACKING CODE SUFFIX (*)	PACKAGE	PACKING
GBLAxx (Note 1)	H	C2	G	GBL	25 / Tube
		X0		GBL	25 / Tube / Forming
		D2		GBL	25 / Tube

Note 1: "xx" defines voltage from 50V (GBLA005) to 1000V (GBLA10)

*: Optional available

EXAMPLE					
PREFERRED P/N	PART NO.	PART NO. SUFFIX	PACKING CODE	PACKING CODE SUFFIX	DESCRIPTION
GBLA10HC2G	GBLA10	H	C2	G	AEC-Q101 qualified Green compound

RATINGS AND CHARACTERISTICS CURVES

(T_A=25°C unless otherwise noted)

FIG.1 FORWARD CURRENT DERATING CURVE

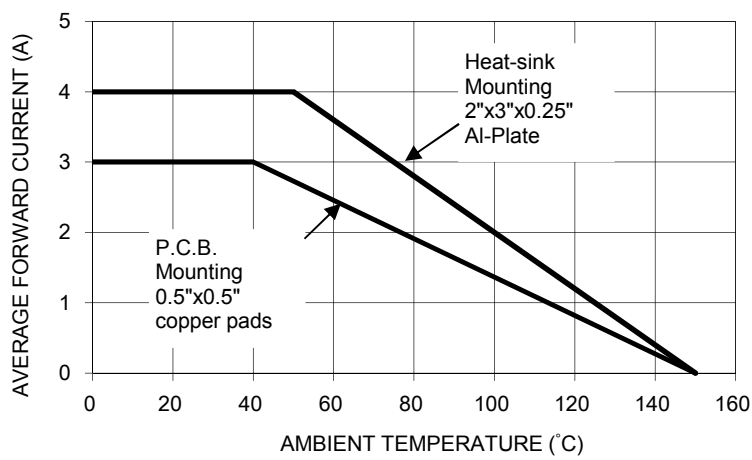


FIG. 2 TYPICAL REVERSE CHARACTERISTICS

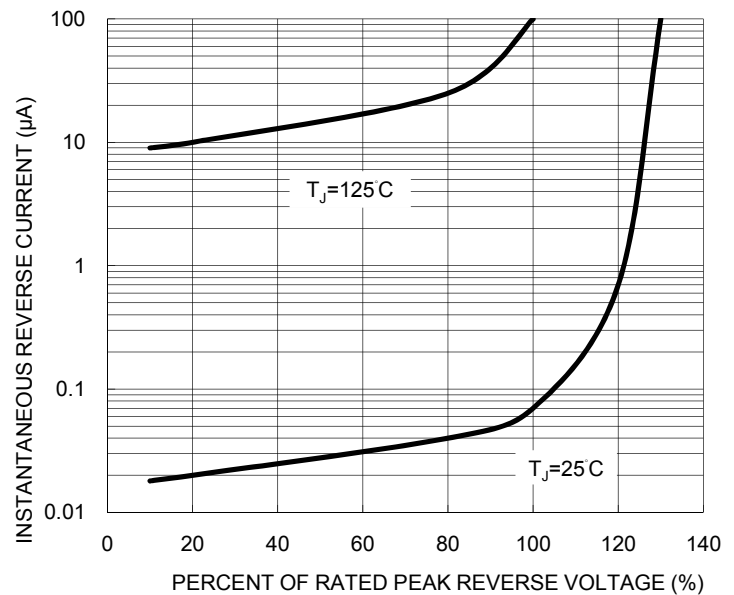


FIG. 3 MAXIMUM NON-REPETITIVE FORWARD SURGE CURRENT

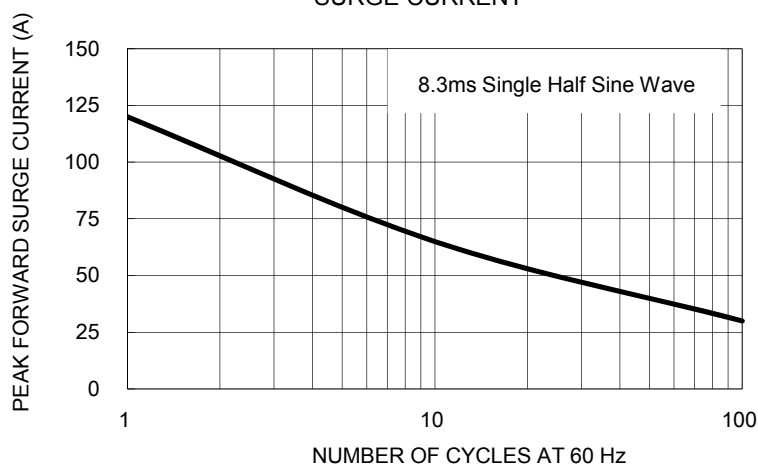


FIG. 4 TYPICAL FORWARD CHARACTERISTICS

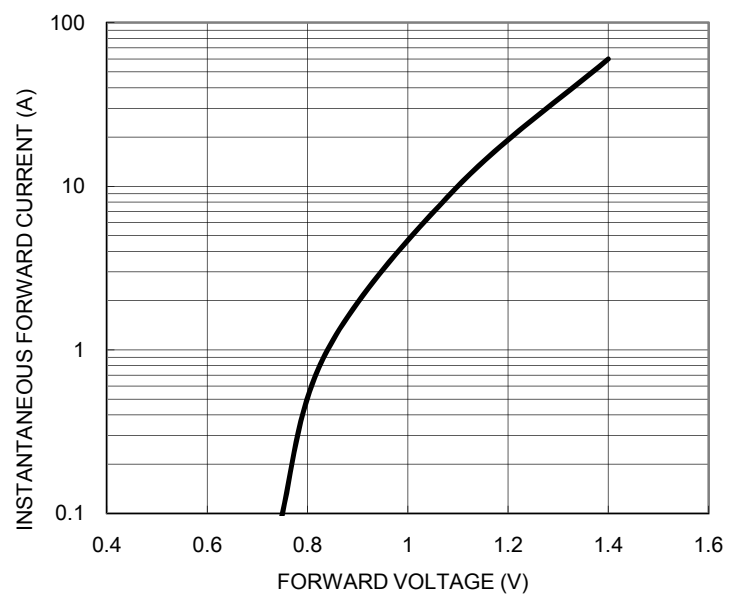
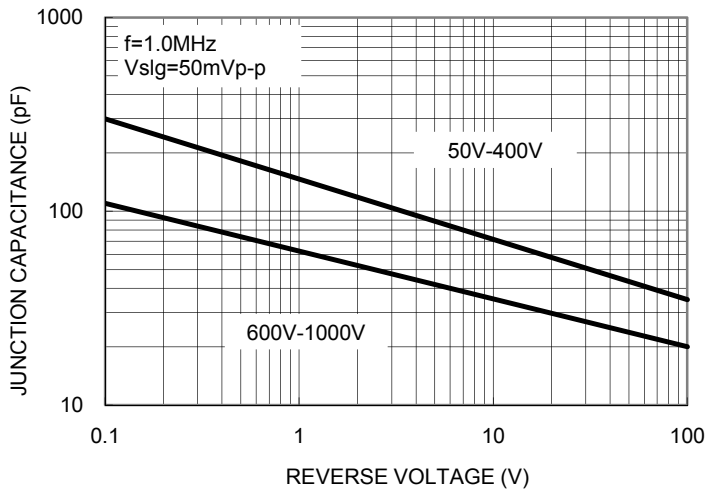
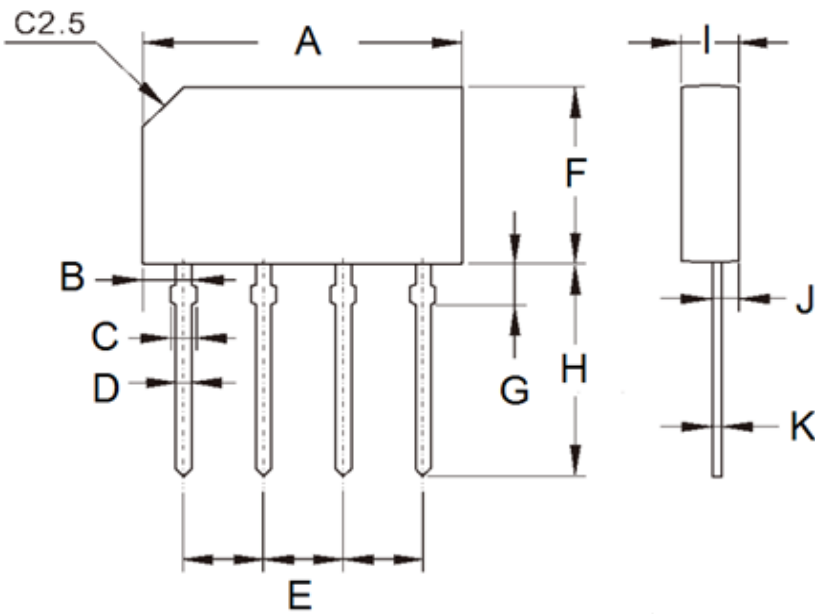


FIG. 5 TYPICAL JUNCTION CAPACITANCE



PACKAGE OUTLINE DIMENSIONS

GBL



DIM.	Unit (mm)		Unit (inch)	
	Min	Max	Min	Max
A	19.70	20.30	0.776	0.799
B	2.30	2.70	0.091	0.106
C	1.30	2.00	0.051	0.079
D	0.90	1.10	0.035	0.043
E	4.80	5.20	0.189	0.205
F	10.70	11.30	0.421	0.445
G	2.30	2.70	0.091	0.106
H	13.00	14.00	0.512	0.551
I	3.30	3.70	0.130	0.146
J	0.80	1.20	0.031	0.047
K	0.40	0.60	0.016	0.024

MARKING DIAGRAM



- P/N = Specific Device Code
- G = Green Compound
- YWW = Date Code
- F = Factory Code

Notice

Specifications of the products displayed herein are subject to change without notice. TSC or anyone on its behalf, assumes no responsibility or liability for any errors or inaccuracies.

Information contained herein is intended to provide a product description only. No license, express or implied, to any intellectual property rights is granted by this document. Except as provided in TSC's terms and conditions of sale for such products, TSC assumes no liability whatsoever, and disclaims any express or implied warranty, relating to sale and/or use of TSC products including liability or warranties relating to fitness for a particular purpose, merchantability, or infringement of any patent, copyright, or other intellectual property right.

The products shown herein are not designed for use in medical, life-saving, or life-sustaining applications. Customers using or selling these products for use in such applications do so at their own risk and agree to fully indemnify TSC for any damages resulting from such improper use or sale.

Mouser Electronics

Authorized Distributor

Click to View Pricing, Inventory, Delivery & Lifecycle Information:

[Taiwan Semiconductor:](#)

[GBLA005 C2](#) [GBLA01 C2](#) [GBLA02 C2](#) [GBLA04 C2](#) [GBLA06 C2](#) [GBLA08 C2](#) [GBLA10 C2G](#)