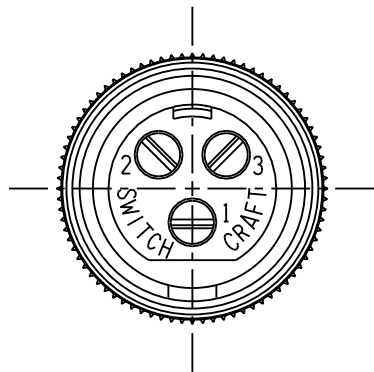
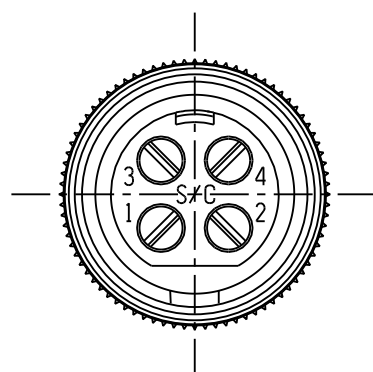


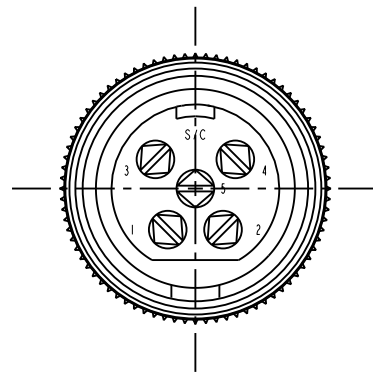
SL402FX
2 PIN



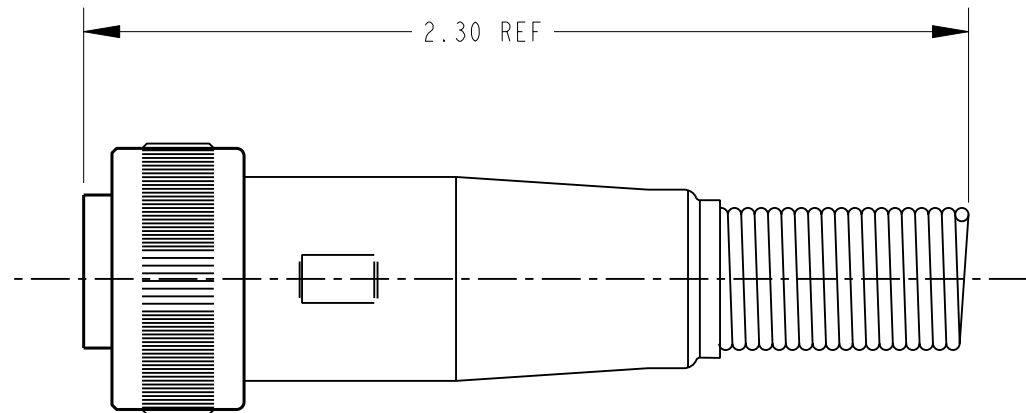
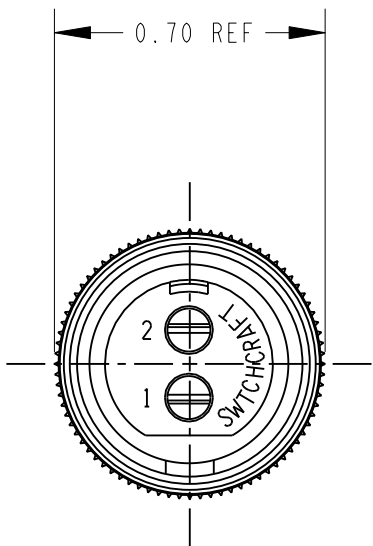
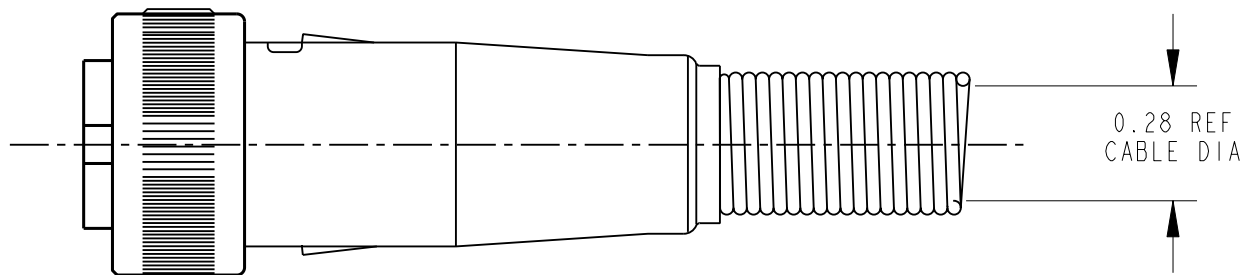
SL403FX
3 PIN



SL404FX
4 PIN



SL405FX
5 PIN



CUSTOMER DRAWING

- NOTES:
- MATERIALS:
HOUSING - COPPER ALLOY, NICKEL PLATED
INSERT - GLASS REINFORCED THERMOPLASTIC
CONTACTS - COPPER ALLOY SILVER PLATED
CABLE CLAMP - STEEL, TIN PLATED
STRAIN RELIEF - STEEL, NICKEL PLATED
LATCH - STEEL, NICKEL PLATED
 - THESE PRODUCTS ARE RoHS COMPLIANT.

					★ STAR SYMBOL DENOTES CRITICAL DIMENSION	THIS DRAWING DESCRIBES A DESIGN CONSIDERED PROPRIETARY IN NATURE, DEVELOPED AND MANUFACTURED BY SWITCHCRAFT INC. AND IS RELEASED ON A CONFIDENTIAL BASIS FOR IDENTIFICATION PURPOSES ONLY.								
					UNLESS OTHERWISE SPECIFIED 1. ALL DIMENSIONS IN INCHES -TWO PLACE DECIMALS ±0.01 -THREE PLACE DECIMALS ±0.005 -ANGLES ±1° -ALL DIA. CONCENTRIC WITHIN 0.005 T.I.R. 2. FEATURES ON THE SAME CENTERLINE MUST BE ALIGNED WITHIN ±0.002 3. REMOVE ALL BURRS	SIZE	WIDTH		MULT		LBS/M		TEMPER	
						FINISH SPEC No.					MATERIAL SPEC No.			
						FIRST USED ON			SCALE 2:1		Switchcraft®			
						DATE DRAWN 15-May-07	BY TJK	CHKD TJK 5-15-07	APVD TJK 5-15-07					
A	26152	9-18-06	TJK	TJK			NAME SLIM-LINE FEMALE CABLE CONNECTOR, RoHS					PART No. SL402FX-SL405FX		REV A
REV ECO NUMBER DATE BY APVD														
REVISIONS					DO NOT SCALE DRAWING									

Mouser Electronics

Authorized Distributor

Click to View Pricing, Inventory, Delivery & Lifecycle Information:

Switchcraft:

[SL403F](#) [SL404F](#) [SL405F](#)