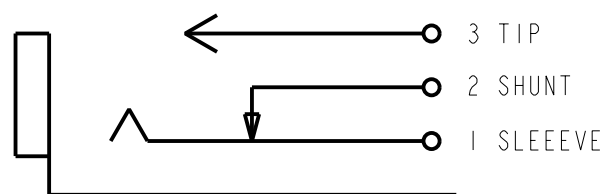


PC BOARD LAYOUT
COMPONENT SIDE



SCHEMATIC

NOTES:

1. THIS PRODUCT IS RoHS COMPLIANT
2. ALL DIMENSIONS ARE REFERENCE.

3. MATERIALS:

HOUSING: THERMOPLASTIC, BLACK

SPRING CONTACT: COPPER ALLOY, SILVER PLATED

SHUNT TERMINAL: COPPER ALLOY, SILVER PLATED

PIN CONTACT: COPPER ALLOY, SILVER PLATED

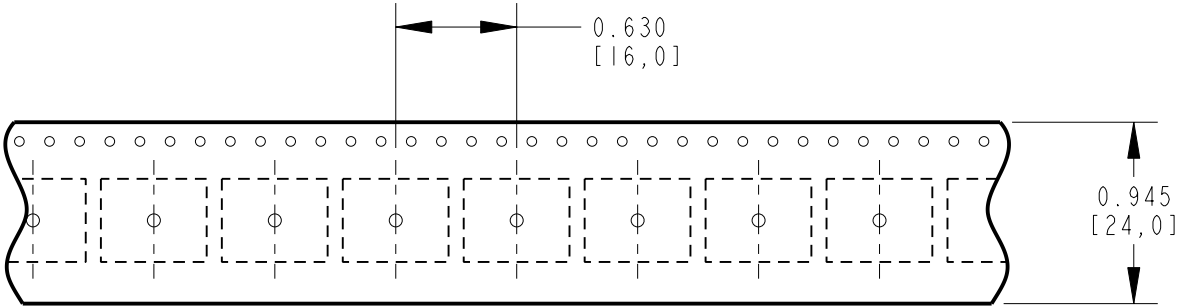
CENTER PIN: COPPER ALLOY, NICKEL PLATED

CUSTOMER DRAWING

					★ STAR SYMBOL DENOTES CRITICAL DIMENSION	THIS DRAWING DESCRIBES A DESIGN CONSIDERED PROPRIETARY IN NATURE, DEVELOPED AND MANUFACTURED BY SWITCHCRAFT INC. AND IS RELEASED ON A CONFIDENTIAL BASIS FOR IDENTIFICATION PURPOSES ONLY.						
					UNLESS OTHERWISE SPECIFIED	SIZE	WIDTH		MULT	LBS/M	TEMPER	
					1. ALL DIMENSIONS IN INCHES -TWO PLACE DECIMALS ±0.01 -THREE PLACE DECIMALS ±0.005 -ANGLES ±1° -ALL DIA. CONCENTRIC WITHIN 0.005 T.I.R.	FINISH SPEC No.				MATERIAL SPEC No.		
					2. FEATURES ON THE SAME CENTERLINE MUST BE ALIGNED WITHIN ±0.002	FIRST USED ON		SCALE 5 : 1		Switchcraft®		
A	25129	9-12-05	JL	MW	3. REMOVE ALL BURRS	DATE DRAWN 12-Sep-05	BY JL	CHKD MW 9-12-05	APVD MW 9-12-05			SHEET 1 OF 2
REV	ECO NUMBER	DATE	BY	APVD		NAME RIGHT ANGLE SMT DC JACK, Ø1mm PIN, RoHS				PART No. RASM742TRX		REV A
REVISIONS					DO NOT SCALE DRAWING							

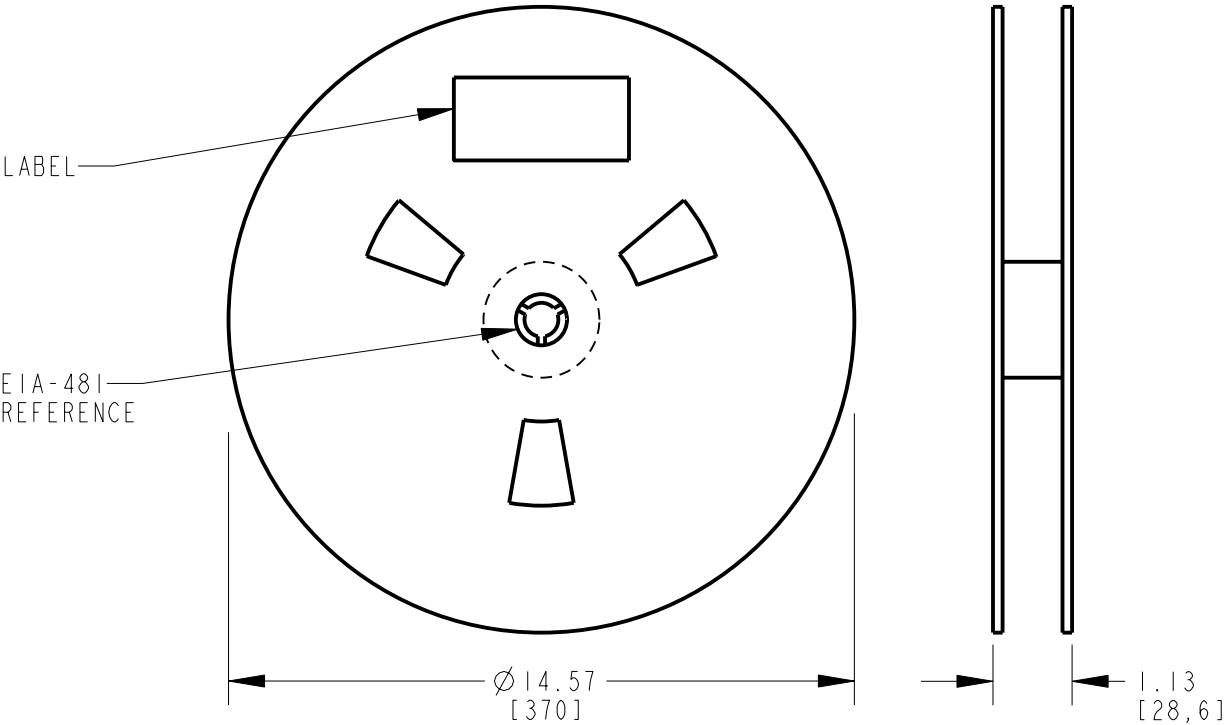
A: CARRIER SIZE

- 1. DETAIL SIZES REFERENCE: EIA-481
- 2. SPECIFICATION: 24 MM X 16 MM
- 3. COVER TAPE: SPECIFICATION ATTACHED (CONDUCTIVE)



B: REEL SIZE

- 1. QUANTITY: 800 PCS/REEL
- 2. MATERIAL: THERMOPLASTIC



CUSTOMER DRAWING

SCALE	Switchcraft®		
DATE DRAWN			
12-Sep-05	SHEET 2 OF 2		
DRAWN BY	PART No.	REV	
JL	RASM742TRX	A	

Mouser Electronics

Authorized Distributor

Click to View Pricing, Inventory, Delivery & Lifecycle Information:

Switchcraft:

[RASM742TRX](#) [RASM742TR](#)