

F

E

D

C

B

A

F

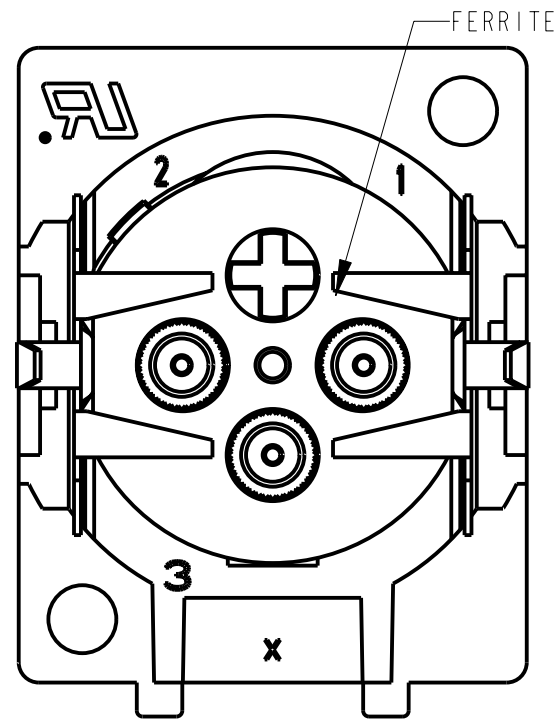
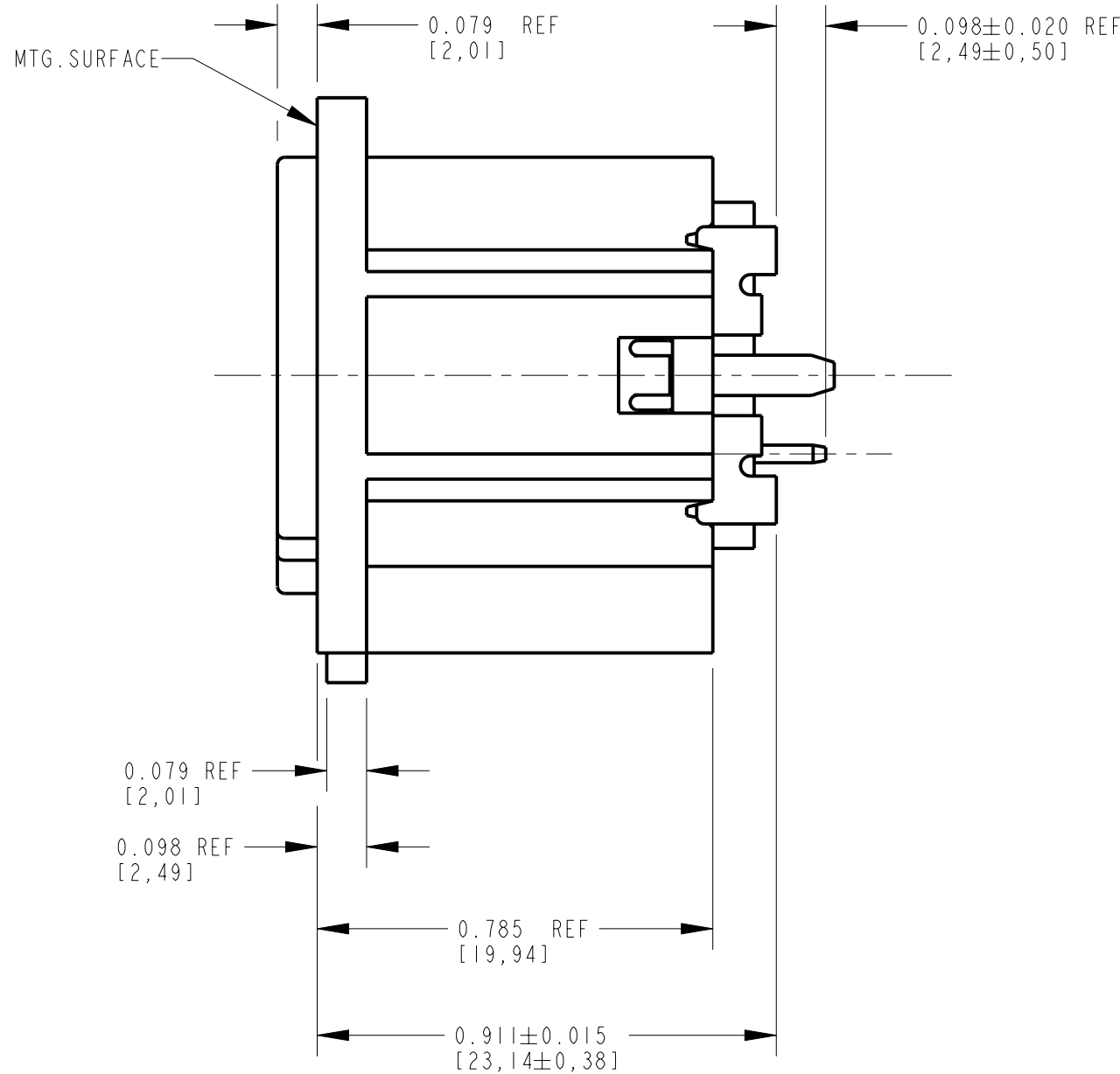
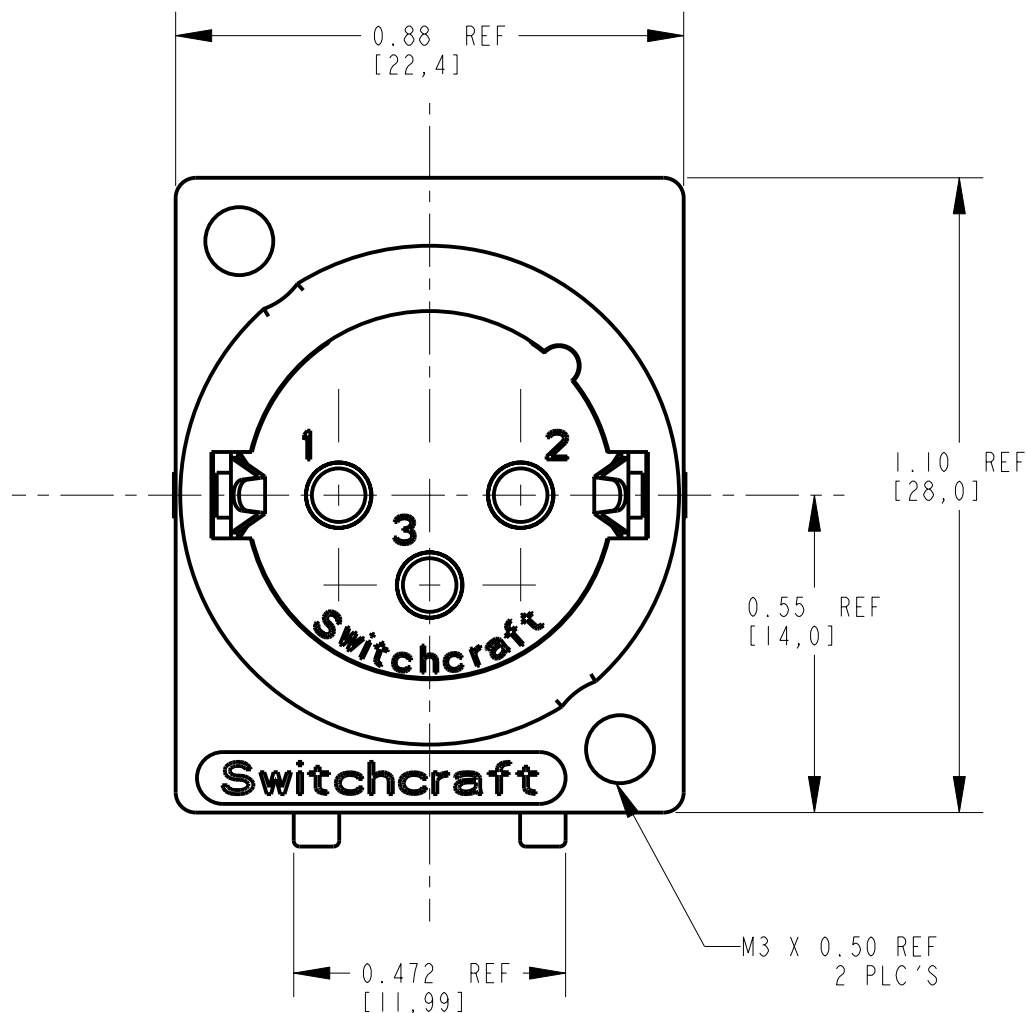
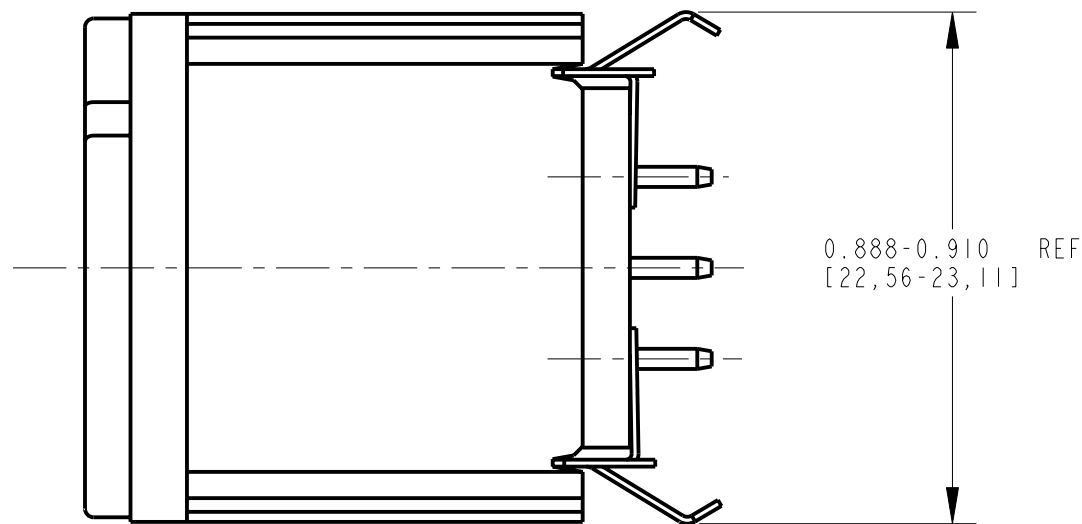
E

D

C

B

A



MATERIALS:

HOUSING - ZINC ALLOY, NICKEL PLATED
CONTACTS - COPPER ALLOY, SILVER OR GOLD PLATED
INSULATOR - THERMOPLASTIC, UL 94-VO RATED.
GROUND SPRING: HEAT TREATED STEEL OR COPPER ALLOY, TIN PLATED
FERRITE: - NICKEL ZINC, K-100
RATED CURRENT - 3 AMP
SERVICE VOLTAGE - 133 VAC

PART NUMBER	CONTACT PLATING
F3MSTF	SILVER PLATED
F3MSTFAU	GOLD PLATED

CUSTOMER DRAWING

RECOMMENDED P.C. BOARD LAYOUT
(0.062 [1.57] THICK P.C. BOARD REF)

RECOMMENDED MOUNTING
PANEL LAYOUT

REV	ECO NUMBER	DATE	BY	APVD
C	24944	3-16-05	JL	EB
B	24518	7-17-03	KJB	KJB
A	22650	1-21-02	TJK	KJB

★ STAR SYMBOL DENOTES CRITICAL DIMENSION				
UNLESS OTHERWISE SPECIFIED				
1. ALL DIMENSIONS IN INCHES				
- TWO PLACE DECIMALS ±0.01				
- THREE PLACE DECIMALS ±0.005				
- ANGLES ±1°				
- ALL DIA. CONCENTRIC WITHIN 0.005 T.I.R.				
2. FEATURES ON THE SAME CENTERLINE MUST BE ALIGNED WITHIN ±0.002				
3. REMOVE ALL BURRS				
DO NOT SCALE DRAWING				

THIS DRAWING DESCRIBES A DESIGN CONSIDERED PROPRIETARY IN NATURE, DEVELOPED AND MANUFACTURED BY SWITCHCRAFT INC. AND IS RELEASED ON A CONFIDENTIAL BASIS FOR IDENTIFICATION PURPOSES ONLY.				
SIZE	WIDTH	MULT	LBS/M	TEMPER
FINISH SPEC No.		MATERIAL SPEC No.		
FIRST USED ON		SCALE 3:1		
DATE DRAWN	BY	CHKD	APVD	
21-Jan-02	KJB	TJK	KJB	
NAME		MALE 3 PIN OG ST/PC WITH FERRITE		
PART No.		F3MSTF		REV C

Switchcraft®

Mouser Electronics

Authorized Distributor

Click to View Pricing, Inventory, Delivery & Lifecycle Information:

Switchcraft:

F3MSTF