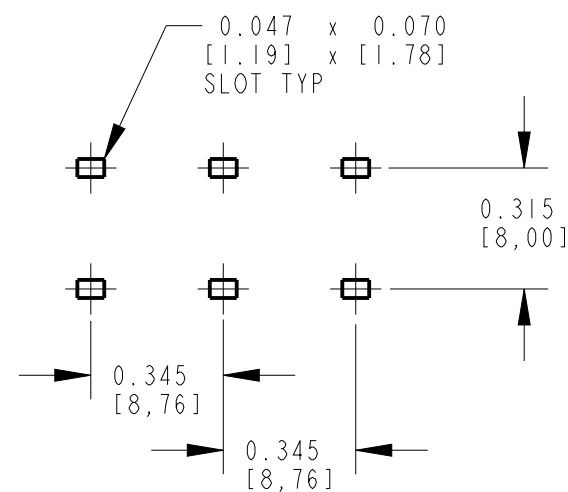
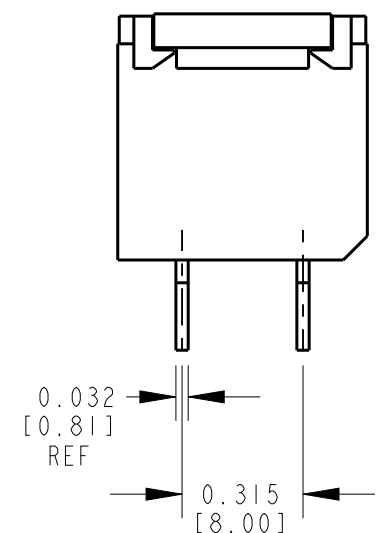
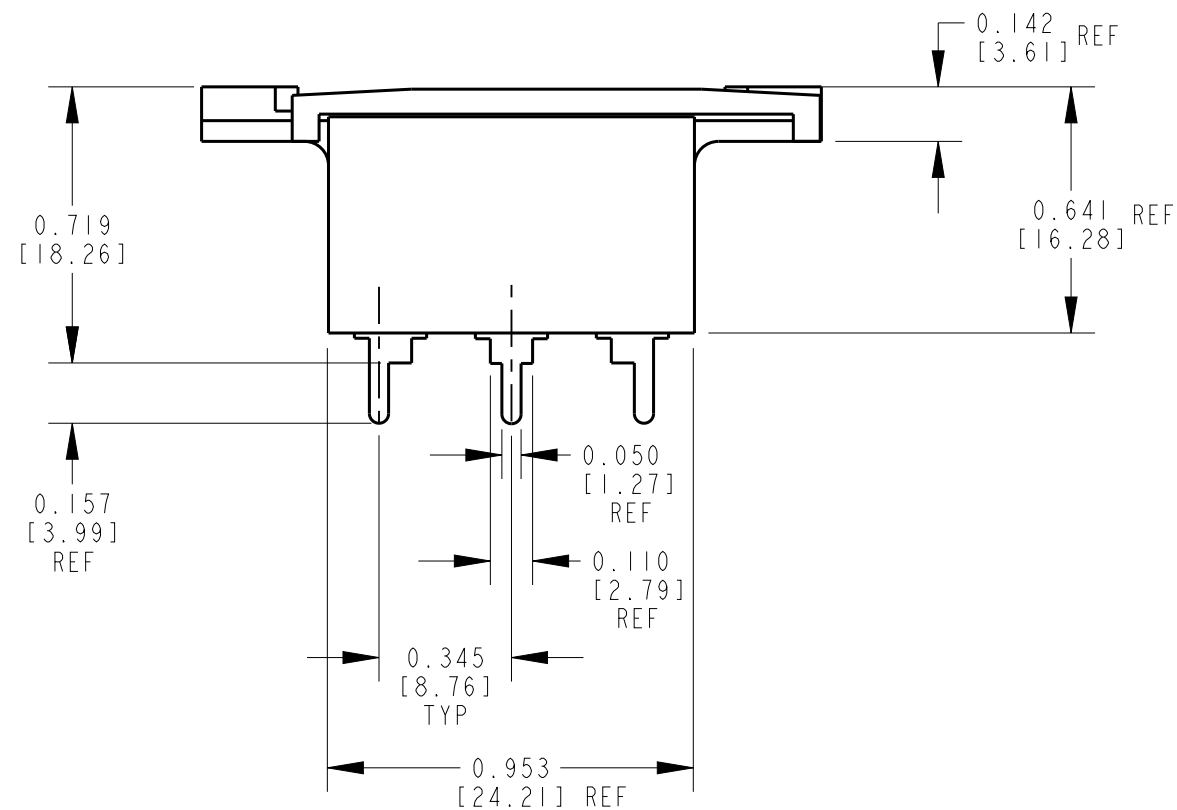
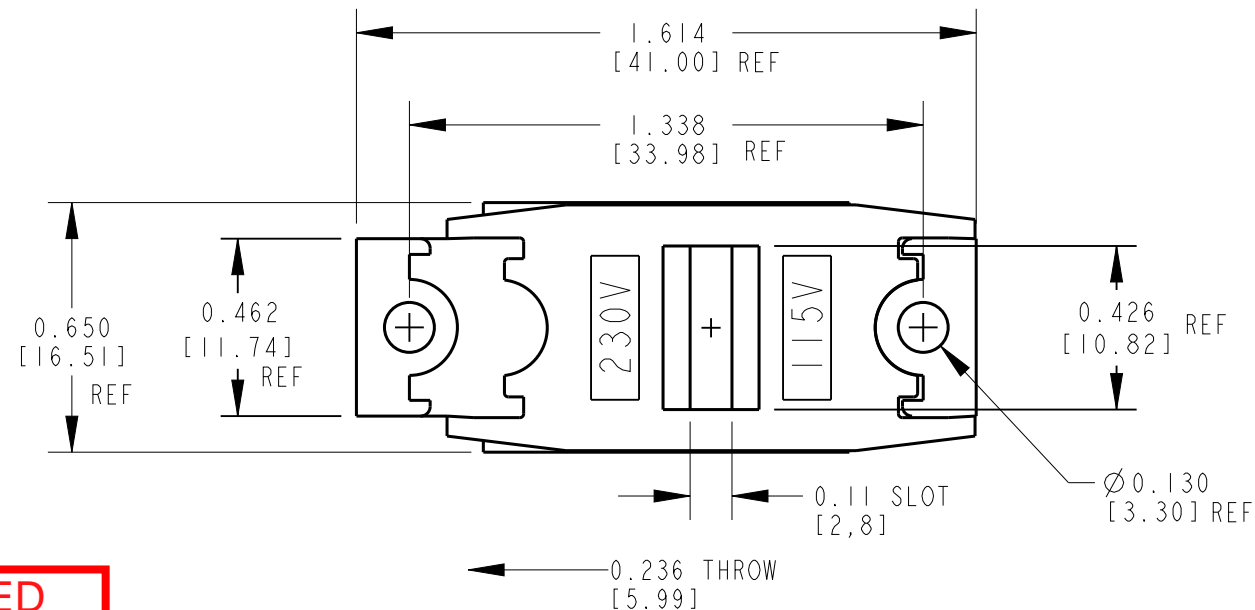


RECOMMENDED
PANEL CUTOUT

**SUPERSEDED
BY
ECO 27466**



RECOMMENDED
PC BOARD LAYOUT



CUSTOMER DRAWING

NOTES:

- MATERIALS:
HOUSING - THERMOPLASTIC, BLACK
ACTUATOR AND COVER - THERMOPLASTIC, RED
SLIDER CONTACTS - COPPER ALLOY WITH SILVER INLAY
TERMINALS - COPPER ALLOY, SILVER PLATED

					★ STAR SYMBOL DENOTES CRITICAL DIMENSION	THIS DRAWING DESCRIBES A DESIGN CONSIDERED PROPRIETARY IN NATURE, DEVELOPED AND MANUFACTURED BY SWITCHCRAFT INC. AND IS RELEASED ON A CONFIDENTIAL BASIS FOR IDENTIFICATION PURPOSES ONLY.				
					UNLESS OTHERWISE SPECIFIED	SIZE	WIDTH	MULT	LBS/M	TEMPER
					1. ALL DIMENSIONS IN INCHES - TWO PLACE DECIMALS ±0.01 - THREE PLACE DECIMALS ±0.005 - ANGLES ±1° - ALL DIA. CONCENTRIC WITHIN 0.005 T.I.R.	FINISH SPEC No.			MATERIAL SPEC No.	
					2. FEATURES ON THE SAME CENTERLINE MUST BE ALIGNED WITHIN ±0.002	FIRST USED ON		SCALE NONE		Switchcraft [®]
					3. REMOVE ALL BURRS	DATE DRAWN	BY	CHKD	APVD	
C	REDRAWN	9/19/95	TJK	TJK		9/19/95	TJK	TJK 9/19/95	TJK 9/19/95	SHEET 1 OF 1
REV	ECO NUMBER	DATE	BY	APVD		NAME			PART No.	
REVISIONS					DO NOT SCALE DRAWING	SLIDE SWITCH			EPS3PC2	
									REV C	

Mouser Electronics

Authorized Distributor

Click to View Pricing, Inventory, Delivery & Lifecycle Information:

[Switchcraft:](#)

[EPS3PC2](#)