

8

7

6

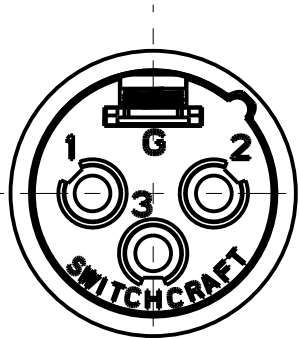
5

4


3

2

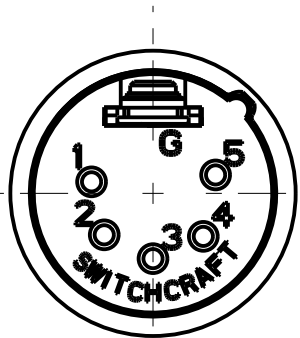
1




3 PIN




4 PIN



5 PIN



6 PIN



7 PIN

STANDARD SERIES

INSERT SCREW - STAINLESS STEEL  
HOUSING - ZINC, NICKEL PLATED  
TUBULAR INSULATOR - MYLAR  
CABLE CLAMP - BRASS, ELECTRO TIN  
FLEX RELIEF - HI-FAX, BLACK  
INSULATOR - POLYESTER, GREEN OR BLACK  
PIN - BRASS, SILVER PLATED

AA M  
COLOR OF FLEX RELIEF  
01 = BROWN  
02 = RED  
03 = ORANGE  
04 = YELLOW  
05 = GREEN  
06 = BLUE  
07 = VIOLET  
08 = GRAY  
09 = WHITE  
BLANK = BLACK

CONTACT PLATING  
BLANK = SILVER (STANDARD)  
AU = GOLD

HOUSING FINISH & INSULATOR COLOR  
BLANK = NICKEL PLATED HOUSING  
GREEN INSULATOR  
B = BLACK HOUSING & INSULATOR

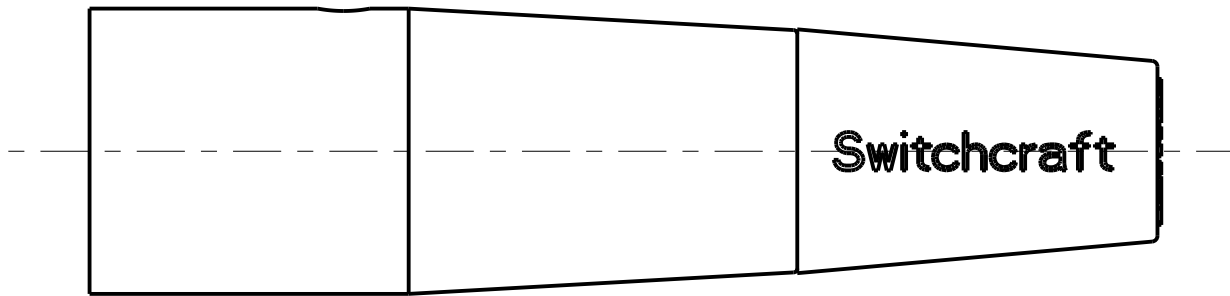
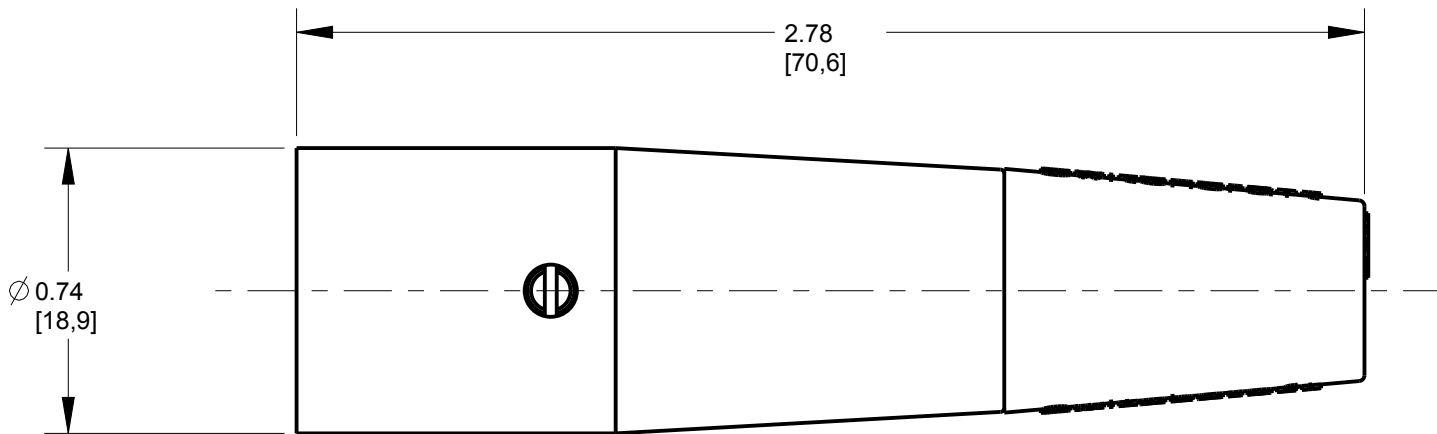

FLEX RELIEF SIZE  
BLANK = STANDARD SIZE (0.210 TO 0.300)  
L = LARGE CABLES (0.300 TO .0328)  
S = SMALL CABLES (0.105 TO 0.205)

NO. OF CONTACTS:  
3 = 3 CONTACTS  
4 = 4 CONTACTS  
5 = 5 CONTACTS  
6 = 6 CONTACTS  
7 = 7 CONTACTS

PROFESSIONAL SERIES

SAME AS ABOVE EXCEPT  
CONTACT PIN - PHOSPHOR BRONZE, GOLD OVER NICKEL  
FLEX RELIEF - GRAY

AQGP 23  
NO. OF CONTACTS:  
3 = 3 CONTACTS  
4 = 4 CONTACTS  
5 = 5 CONTACTS  
6 = 6 CONTACTS  
7 = 7 CONTACTS



NOTES:

1. ALL DIMENSIONS REFERENCE UNLESS OTHERWISE SPECIFIED.  
2. SHIPPED WITH PIN AND BASE ASSEMBLY NOT FULLY ASSEMBLED.

CUSTOMER DRAWING

G	22706	9-29-99	JL	DG	★ STAR SYMBOL DENOTES CRITICAL DIMENSION	THIS DRAWING DESCRIBES A DESIGN CONSIDERED PROPRIETARY IN NATURE, DEVELOPED AND MANUFACTURED BY SWITCHCRAFT INC. AND IS RELEASED ON A CONFIDENTIAL BASIS FOR IDENTIFICATION PURPOSES ONLY.						
UNLESS OTHERWISE SPECIFIED						SIZE	WIDTH		MULT	LBS/M		TEMPER
M	28131	01-08-19	PC	TJK	1. ALL DIMENSIONS IN INCHES -TWO PLACE DECIMALS ±0.01 -THREE PLACE DECIMALS ±0.005 -ANGLES ±1° -ALL DIA. CONCENTRIC WITHIN 0.005 T.I.R.	FINISH				MATERIAL		
L	28046	07-05-18	PC	TJK		SPEC No.				SPEC No.		
K	26965	5-25-12	TO	TJK		FIRST USED ON		SCALE		Switchcraft®		
J	26936	3-26-12	TO	TJK	DATE DRAWN		BY	CHKD	APVD			
H	22838	9-29-99	JL	DG	6-8-94		SG	SG 8-10-94	GHJ 8-10-94			
REV	ECO NUMBER	DATE	BY	APVD	3. REMOVE ALL BURRS	NAME				PART No.		REV
REVISIONS					DO NOT SCALE DRAWING	AA SERIES MALE QG				AA M SERIES		M

# Mouser Electronics

Authorized Distributor

Click to View Pricing, Inventory, Delivery & Lifecycle Information:

[Switchcraft:](#)

[AA6M](#) [AA7M](#)