

8

7

6

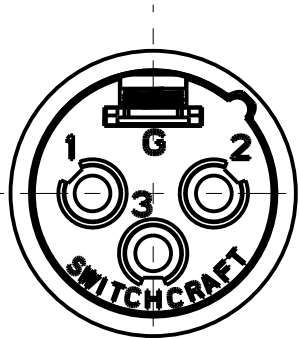
5

4


3

2

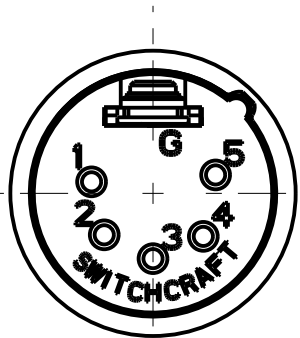
1




3 PIN




4 PIN



5 PIN



6 PIN



7 PIN

STANDARD SERIES

INSERT SCREW - STAINLESS STEEL
HOUSING - ZINC, NICKEL PLATED
TUBULAR INSULATOR - MYLAR
CABLE CLAMP - BRASS, ELECTRO TIN
FLEX RELIEF - HI-FAX, BLACK
INSULATOR - POLYESTER, GREEN OR BLACK
PIN - BRASS, SILVER PLATED

AA M
COLOR OF FLEX RELIEF
01 = BROWN
02 = RED
03 = ORANGE
04 = YELLOW
05 = GREEN
06 = BLUE
07 = VIOLET
08 = GRAY
09 = WHITE
BLANK = BLACK

CONTACT PLATING
BLANK = SILVER (STANDARD)
AU = GOLD

HOUSING FINISH & INSULATOR COLOR
BLANK = NICKEL PLATED HOUSING
GREEN INSULATOR
B = BLACK HOUSING & INSULATOR

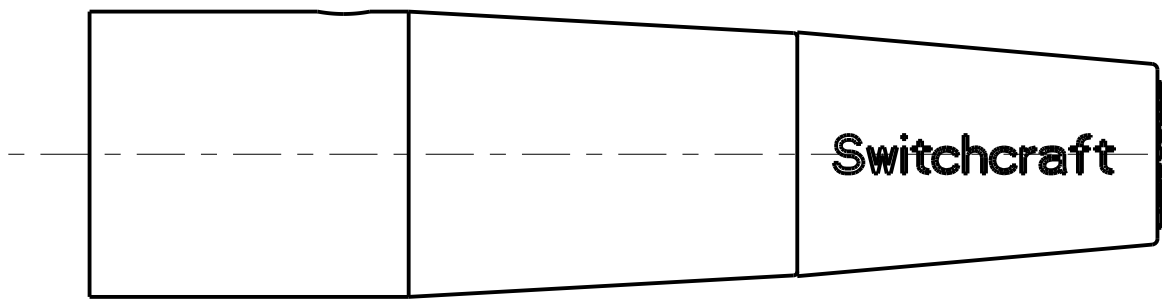
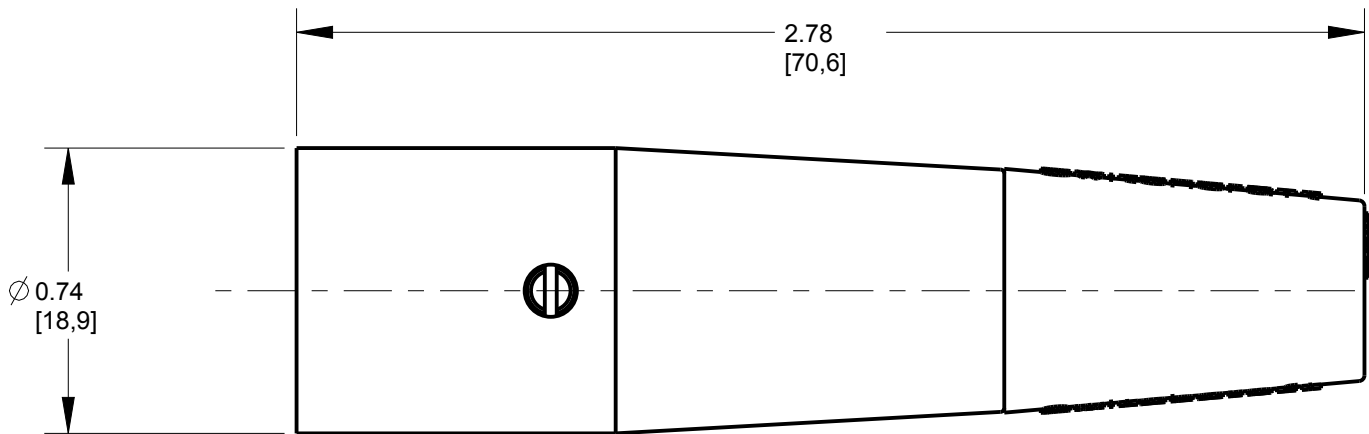

FLEX RELIEF SIZE
BLANK = STANDARD SIZE (0.210 TO 0.300)
L = LARGE CABLES (0.300 TO .0328)
S = SMALL CABLES (0.105 TO 0.205)

NO. OF CONTACTS:
3 = 3 CONTACTS
4 = 4 CONTACTS
5 = 5 CONTACTS
6 = 6 CONTACTS
7 = 7 CONTACTS

PROFESSIONAL SERIES

SAME AS ABOVE EXCEPT
CONTACT PIN - PHOSPHOR BRONZE, GOLD OVER NICKEL
FLEX RELIEF - GRAY

AQGP 23
NO. OF CONTACTS:
3 = 3 CONTACTS
4 = 4 CONTACTS
5 = 5 CONTACTS
6 = 6 CONTACTS
7 = 7 CONTACTS



NOTES:

- ALL DIMENSIONS REFERENCE UNLESS OTHERWISE SPECIFIED.
- SHIPPED WITH PIN AND BASE ASSEMBLY NOT FULLY ASSEMBLED.

G	22706	9-29-99	JL	DG	<div>☆ STAR SYMBOL DENOTES CRITICAL DIMENSION</div> <div>UNLESS OTHERWISE SPECIFIED</div> <div>1. ALL DIMENSIONS IN INCHES -TWO PLACE DECIMALS ±0.01 -THREE PLACE DECIMALS ±0.005 -ANGLES ±1° -ALL DIA. CONCENTRIC WITHIN 0.005 T.I.R.</div> <div>2. FEATURES ON THE SAME CENTERLINE MUST BE ALIGNED WITHIN ±0.002</div> <div>3. REMOVE ALL BURRS</div> <div>DO NOT SCALE DRAWING</div>	THIS DRAWING DESCRIBES A DESIGN CONSIDERED PROPRIETARY IN NATURE, DEVELOPED AND MANUFACTURED BY SWITCHCRAFT INC. AND IS RELEASED ON A CONFIDENTIAL BASIS FOR IDENTIFICATION PURPOSES ONLY.							
M	28131	01-08-19	PC	TJK		SIZE	WIDTH		MULT	LBS/M	TEMPER		
L	28046	07-05-18	PC	TJK		FINISH SPEC No.				MATERIAL SPEC No.			
K	26965	5-25-12	TO	TJK		FIRST USED ON			SCALE 2:1		Switchcraft®		
J	26936	3-26-12	TO	TJK		DATE DRAWN	BY	CHKD	APVD				
H	22838	9-29-99	JL	DG		6-8-94	SG	SG 8-10-94	GHJ 8-10-94				
REV	ECO NUMBER	DATE	BY	APVD		NAME					PART No.	REV	
REVISIONS						AA SERIES MALE QG					AA M SERIES		M

CUSTOMER DRAWING

Mouser Electronics

Authorized Distributor

Click to View Pricing, Inventory, Delivery & Lifecycle Information:

Switchcraft:

[AA5M](#) [A5ML](#)