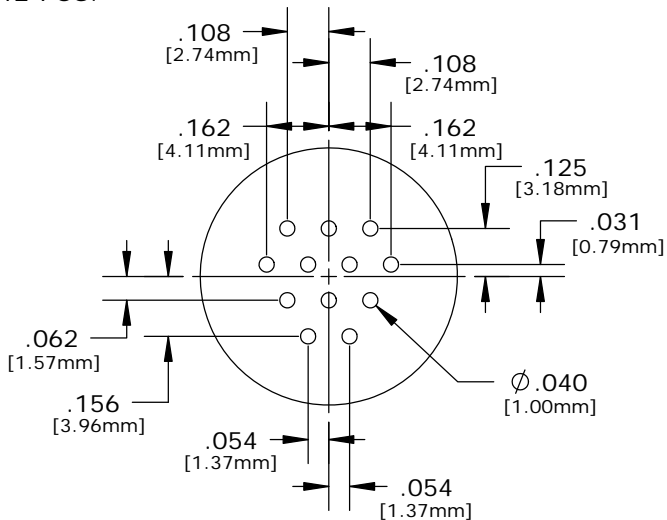
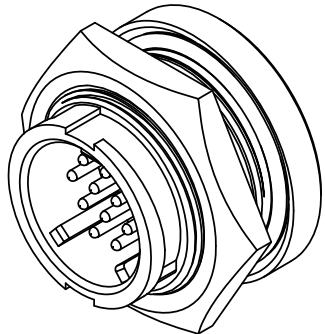
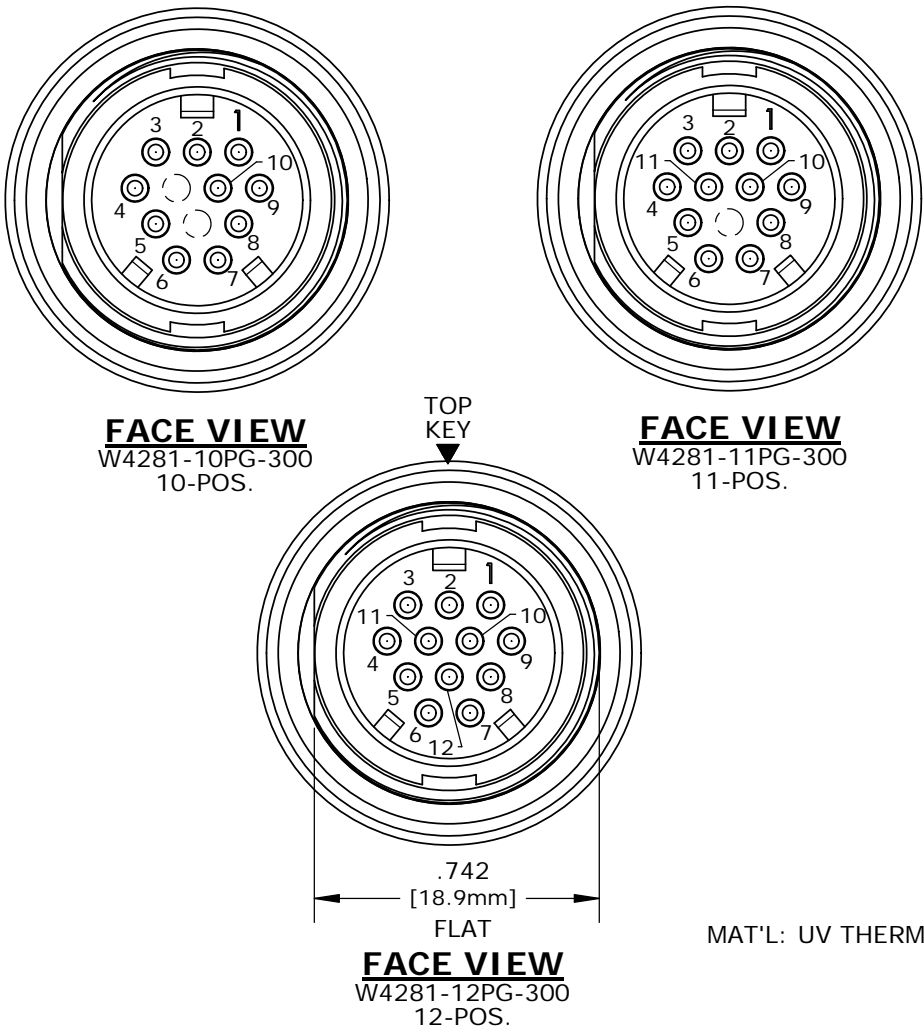
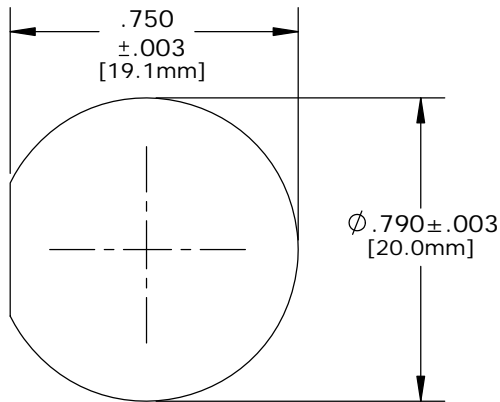
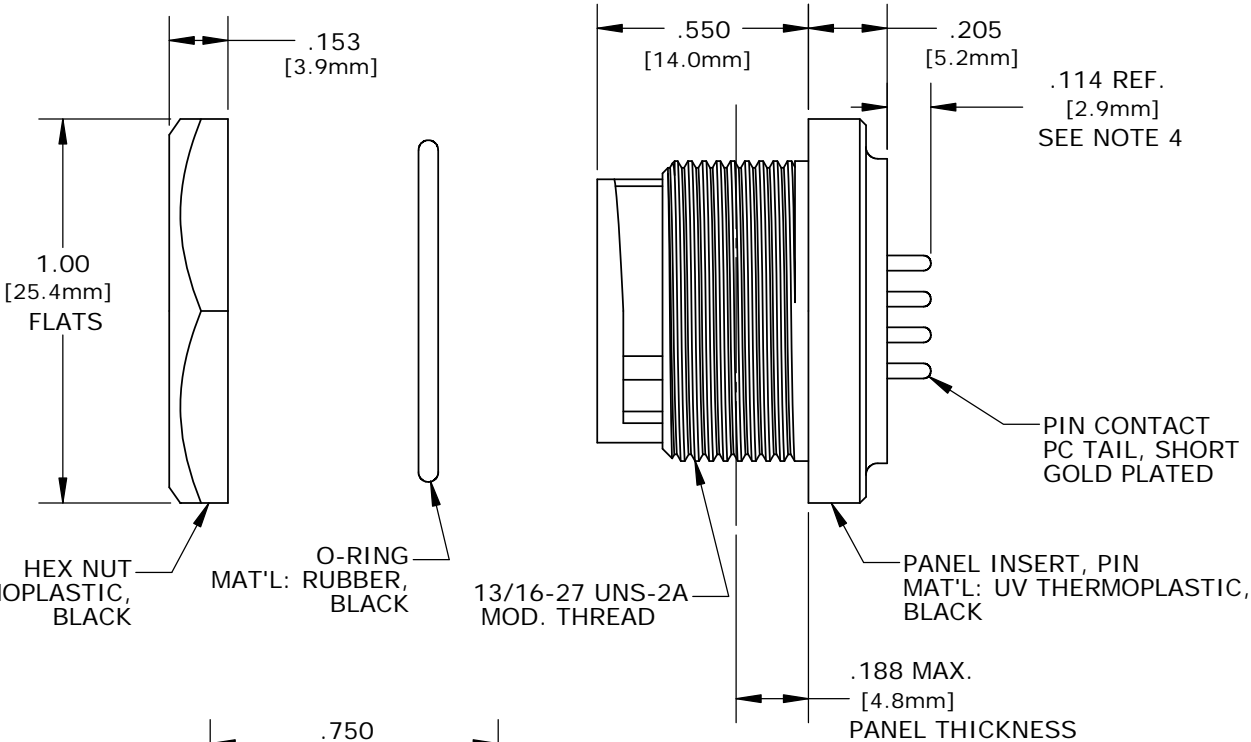


- NOTES:
1. ALL PARTS TO BE BULK PACKED.
  2. CONTACTS ASSEMBLED INTO CONNECTOR.
  3. PC TAIL LENGTH OPTIONS:
    - STANDARD (SHORT) TAIL = 0.114in [W4281-1XPG-300]
    - INTERMEDIATE = 0.202in [W4291-1XPG-300]
    - LONG = 0.257in [W4292-1XPG-300]
  4. ALL DIMENSIONS ARE REFERENCE ONLY EXCEPT WHERE NOTED WITH A TOLERANCE. DIMENSIONS IN BRACKETS [ ] ARE METRIC.



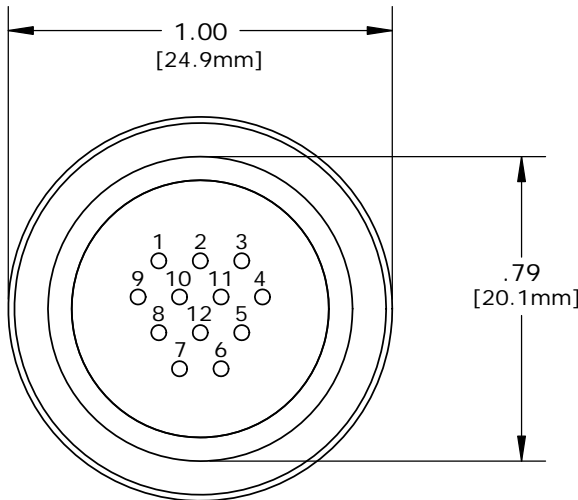
PC TAIL LAYOUT



RECOMMENDED  
PANEL CUTOUT  
STANDARD MULTI-CON-X

ASS'Y P/N	CONTACTS	HOLE POS. CLOSED
W4281-10PG-300	10 - #20	11, 12
W4281-11PG-300	11 - #20	12
W4281-12PG-300	12 - #20	NONE
W4281-1XPG-300		

NO. OF CONTACTS



PC TAIL VIEW  
W4281-10PG-300 - 10-POS. (11&12 CLOSED)  
W4281-11PG-300 - 11-POS. (12 CLOSED)  
W4281-12PG-300 - 12-POS. (ALL OPEN)

CUSTOMER APPROVAL	
THIS DOCUMENT CONTAINS CONFIDENTIAL INFORMATION PROPRIETARY TO CONXALL CORPORATION. ANY REPRODUCTION, DISCLOSURE, OR USE OF THIS DOCUMENT /INFORMATION IS EXPRESSLY PROHIBITED UNLESS AUTHORIZED IN WRITING BY CONXALL CORPORATION.	
APPROVED BY: _____	DATE: _____

A	PAK	09/12/19	DRAWING CREATED AND RELEASED PER DOR 10-2523JS-1	
REV.	INIT.	DATE	DESCRIPTION	
	PAK	10/03/14	ORIG. DRAWN BY: DATE: 10/03/14	
ALL INFORMATION ILLUSTRATED IS THE PROPERTY OF "CONXALL CORPORATION". UNAUTHORIZED DUPLICATION OR DISTRIBUTION OF THIS DOCUMENT IS PROHIBITED.			CHECKED BY:	
ALL UNITS ARE IN FEET, INCHES, FRACTION OF INCHES AND DECIMALS. UNLESS OTHERWISE SPECIFIED TOLERANCES: 3 PLACE DECIMALS ±.005 ANGLES ±1° FRACTIONS ±1/16			APPROVED BY:	
FILE: W4281-1XPG-300			SCALE: NTS	SIZE: B
DIRECTORY: SLW			SHEET: 1 OF 1	TITLE: PANEL PIN, E-KEY 12-POS., #20 PC TAIL, SHORT (STD.) MULTI-CON-X, WEATHER RESISTANT STANDARD PRODUCT
PART NUMBER: W4281-1XPG-300			REV A	

# Mouser Electronics

Authorized Distributor

Click to View Pricing, Inventory, Delivery & Lifecycle Information:

Switchcraft:

[W4281-10PG-300](#) [W4281-11PG-300](#) [W4281-12PG-300](#)