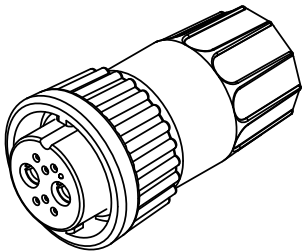
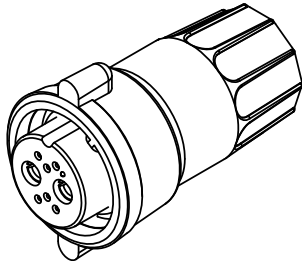


- NOTES:
1. PARTS TO BE BULK PACKED.
2. SOLDER CONTACTS ARE PRESSED INTO CONNECTOR.
SIZE 12 AND SIZE 26 (POSITIONS 3, 7, 8) CONTACTS FACE TOP KEY (UP).
SIZE 26 CONTACTS (POSITIONS 4-6) FACE DOWN.
3. ALL DIMENSIONS ARE FOR REFERENCE ONLY EXCEPT WHERE NOTED WITH TOLERANCE.

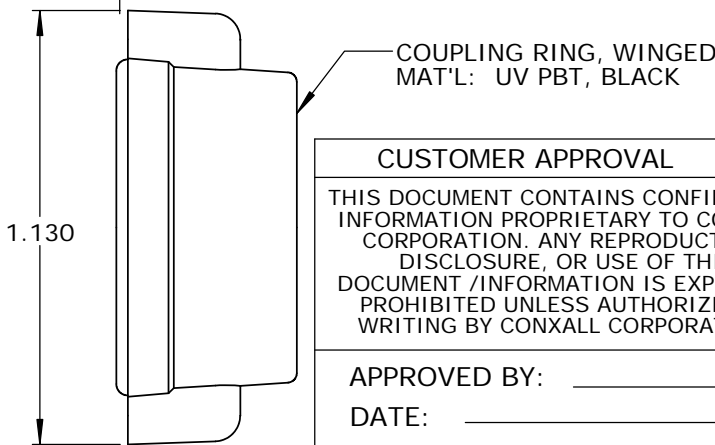
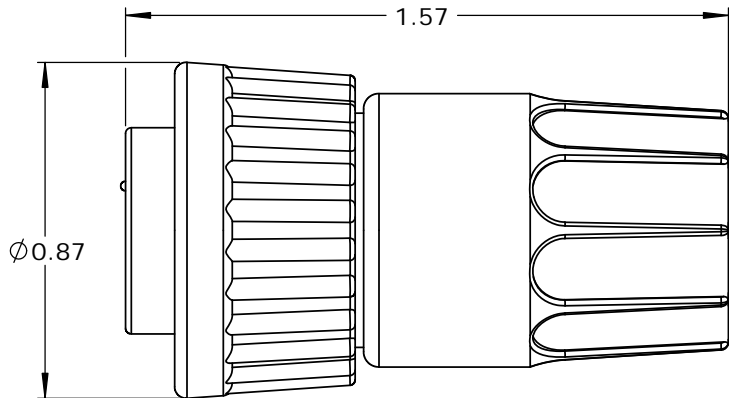
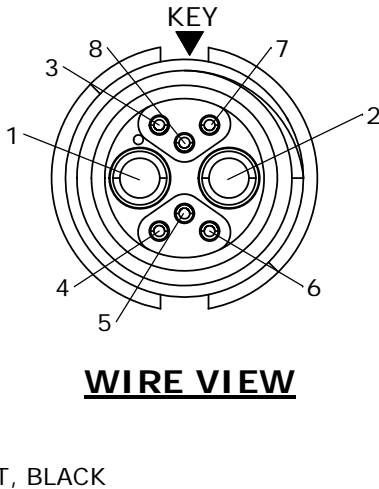
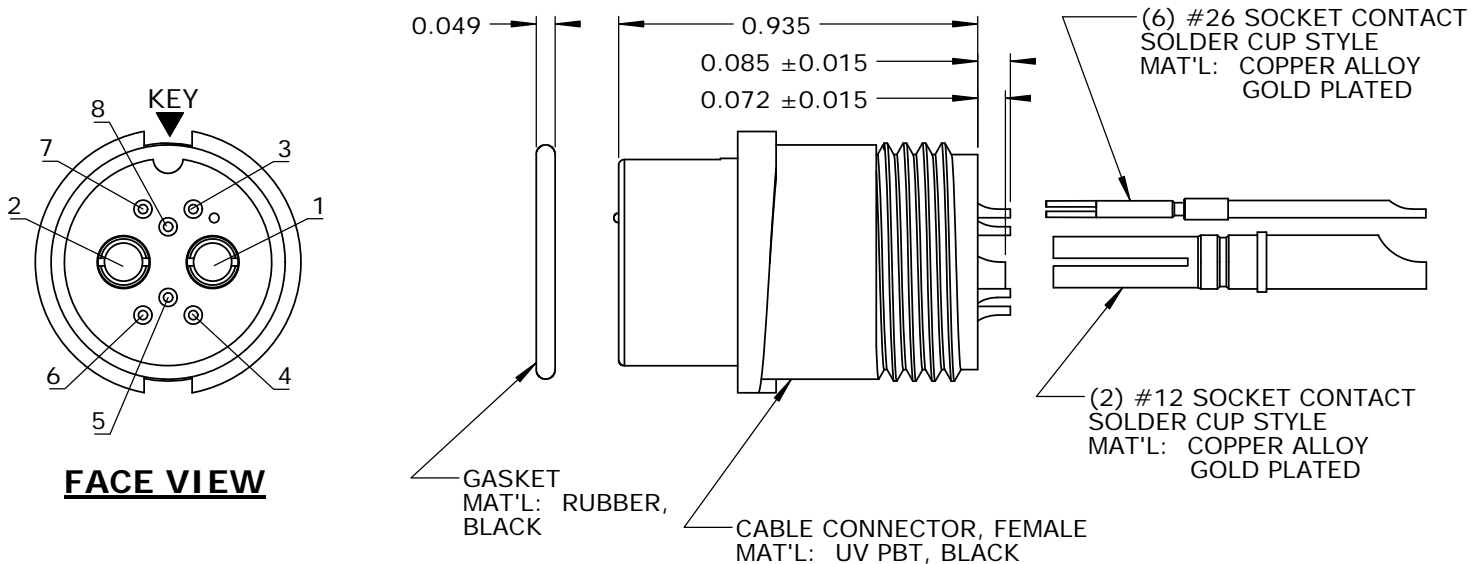
ASSY P/N	COUPLING RING P/N	CABLE O.D.
W3B82-8SG-335	4282V4	.350-.370 IN. [8.9-9.4mm]
W3B82-8SG-335W	4482V4	.350-.370 IN. [8.9-9.4mm]



STD COUPLING RING
P/N: W3B82-8SG-3XX



WINGED COUPLING RING
P/N: W3B82-8SG-3XXW



CUSTOMER APPROVAL	
THIS DOCUMENT CONTAINS CONFIDENTIAL INFORMATION PROPRIETARY TO CONXALL CORPORATION. ANY REPRODUCTION, DISCLOSURE, OR USE OF THIS DOCUMENT /INFORMATION IS EXPRESSLY PROHIBITED UNLESS AUTHORIZED IN WRITING BY CONXALL CORPORATION.	
APPROVED BY:	_____
DATE:	_____

RoHS COMPLIANT

A	AB	05-09-19	RELEASE PER DOR 14-6281TC
REV.	INIT.	DATE	DESCRIPTION
ALL INFORMATION ILLUSTRATED IS THE PROPERTY OF "CONXALL CORPORATION". UNAUTHORIZED DUPLICATION OR DISTRIBUTION OF THIS DOCUMENT IS PROHIBITED.		ORIG. DRAWN BY: AB	DATE: 07-21-14
ALL UNITS ARE IN FEET, INCHES, FRACTION OF INCHES AND DECIMALS.		CHECKED BY:	
APPROVED BY:		TITLE: CABLE END CONNECTOR KIT (2)#12 + (6)#26 SOCKET CONTACTS, SOLDER MULTI-CON-X, WEATHER RESISTANT STANDARD PRODUCT	
SCALE: NTS	SIZE: B	SHEET: 1 OF 1	CUSTOMER: STANDARD PRODUCT
FILE: SAME AS P/N	DIRECTORY: SLW	PART NUMBER: W3B82-8SG-3XX(W)	REV: A

Mouser Electronics

Authorized Distributor

Click to View Pricing, Inventory, Delivery & Lifecycle Information:

[Switchcraft:](#)

[W3B82-8SG-335](#)