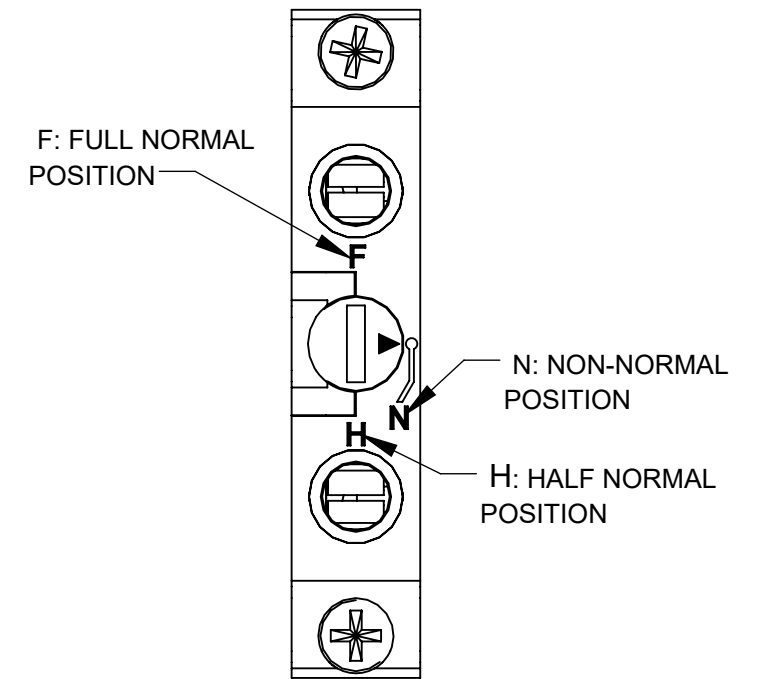
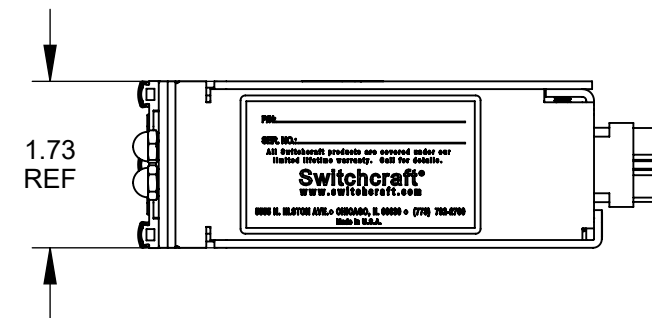
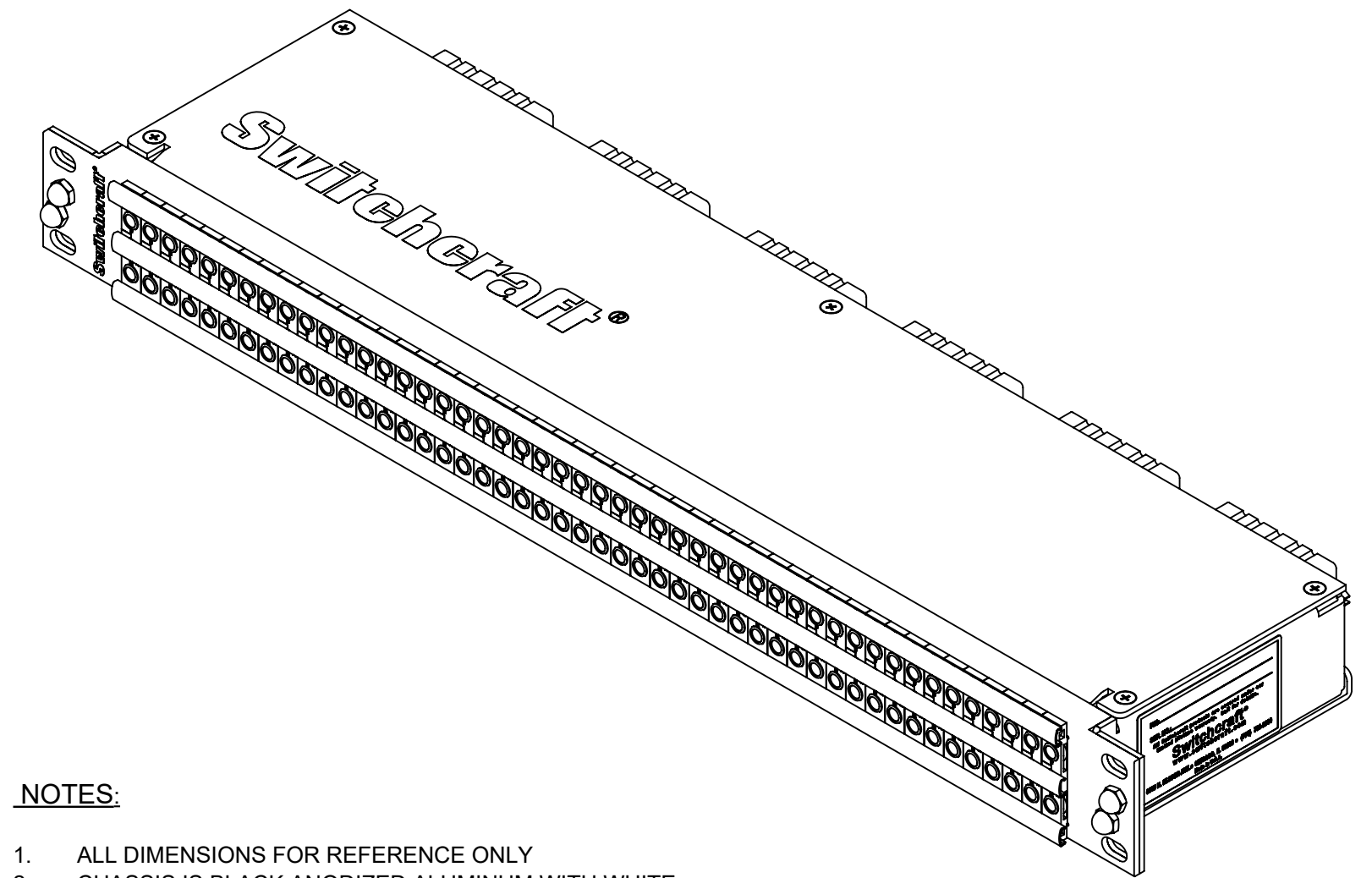


PROGRAMMABLE GROUND SWITCHES
UP POSITION = VERTICALLY STRAPPED
DOWN POSITION = ISOLATED

TOP COVER REMOVED



DETAIL A
NON-NORMAL POSITION



NOTES:

1. ALL DIMENSIONS FOR REFERENCE ONLY
2. CHASSIS IS BLACK ANODIZED ALUMINUM WITH WHITE LASERT ETCHED TEXT ANDARTWORK
3. DESIGNATION STRIPS SHIPPED ASSEMBLED
4. THIS PRODUCT IS RoHS COMPLIANT

CUSTOMER DRAWING

WIRING CHART																
JACK NO.	1	2	3	4	5	6	7	8	9	10	11	12	13	14	15	16
TIP	A	B	C	D	R	S	U	V	k	l	m	n	z	AA	BB	CC
RING	E	F	J	K	W	X	Y	Z	p	r	s	t	DD	EE	HH	JJ
SLEEVE	L	M	N	P	a	b	c	d	u	v	x	y	KK	LL	MM	NN

						THIS DRAWING DESCRIBES A DESIGN CONSIDERED PROPRIETARY IN NATURE, DEVELOPED AND MANUFACTURED BY SWITCHCRAFT INC. AND IS RELEASED ON A CONFIDENTIAL BASIS FOR IDENTIFICATION PURPOSES ONLY.													
						UNLESS OTHERWISE SPECIFIED 1. ALL DIMENSIONS IN INCHES [mm] - TWO PLACE DECIMALS ±0.02 [0.5] - THREE PLACE DECIMALS ±0.005 [0.13]	SIZE	WIDTH		MULT		LBS/M		TEMPER					
							FINISH					MATERIAL							
							SPEC No.					SPEC No.							
							FIRST USED ON				SCALE				Switchcraft®				
							DATE DRAWN		BY	CHKD	APVD								
							8/10/2020		NS	NS	SRC								
										8/10/20		8/10/20							
								NAME					PART No.						
							TT EZ NORM PATCHBAY					TTEZN10PE56PRS							
0A	P-15002-1	8/10/2020	NS	SRC			1RU EDAC56 RECEPT. PROG GROUNDS					REV							
REV	ECO NUMBER	DATE	BY	APVD								0A							
REVISIONS							DO NOT SCALE DRAWING												

SolidWorks CAD File

Mouser Electronics

Authorized Distributor

Click to View Pricing, Inventory, Delivery & Lifecycle Information:

Switchcraft:

[TTEZN10PE56PRS](#) [TTEZN10PE56RS](#)