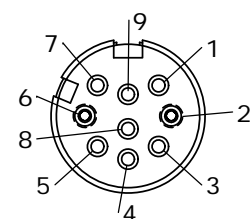


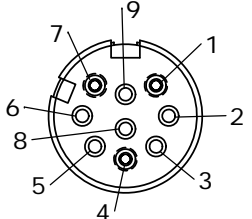
CUSTOMER PRINT

PART NUMBER: SF3282-XXSG-5XX

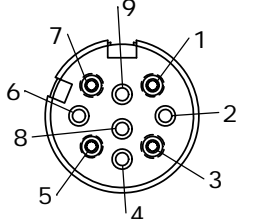
NOTES:
1. ONE (1) OF EACH KIT IS IN A SEALED BAG WITH AN INSTRUCTION SHEET.
2. BAG LABEL STATES "CONXALL", PART NUMBER, DATE CODE AND P/N BARCODE



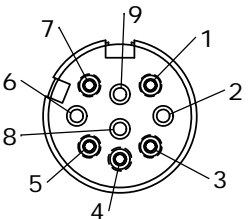
FACE VIEW
SF3282-2ASG-5XX
POS. 1, 3, 4, 5, 7, 8,
& 9 MOLDED HALF
CLOSED



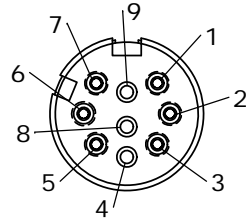
FACE VIEW
SF3282-3ASG-5XX
POS. 2, 3, 5, 6, 8 & 9
MOLDED HALF CLOSED



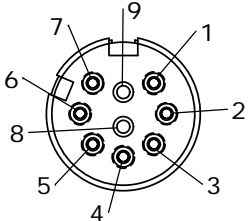
FACE VIEW
SF3282-4ASG-5XX
POS. 2, 4, 6, 8 & 9
MOLDED HALF CLOSED



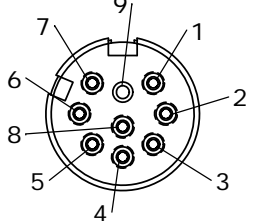
FACE VIEW
SF3282-5ASG-5XX
POS. 2, 6, 8 & 9
MOLDED HALF CLOSED



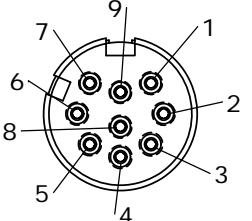
FACE VIEW
SF3282-6ASG-5XX
POS. 4, 8 & 9
MOLDED HALF CLOSED



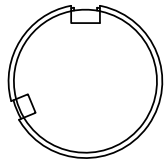
FACE VIEW
SF3282-7ASG-5XX
POS. 8 & 9 MOLDED
HALF CLOSED



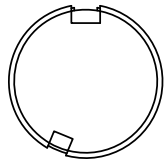
FACE VIEW
SF3282-8ASG-5XX
POS. 9 MOLDED
HALF CLOSED



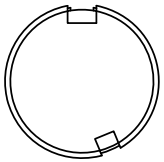
FACE VIEW
SF3282-9ASG-5XX



"B" KEY



"C" KEY



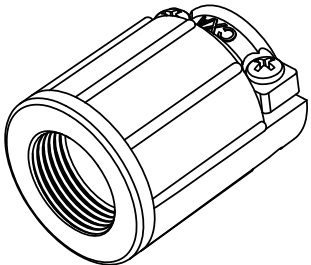
"D" KEY

ALL CONTACT POSITIONS ARE THE SAME AS THE "A" KEY AS SHOWN

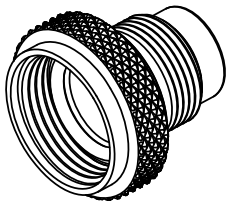
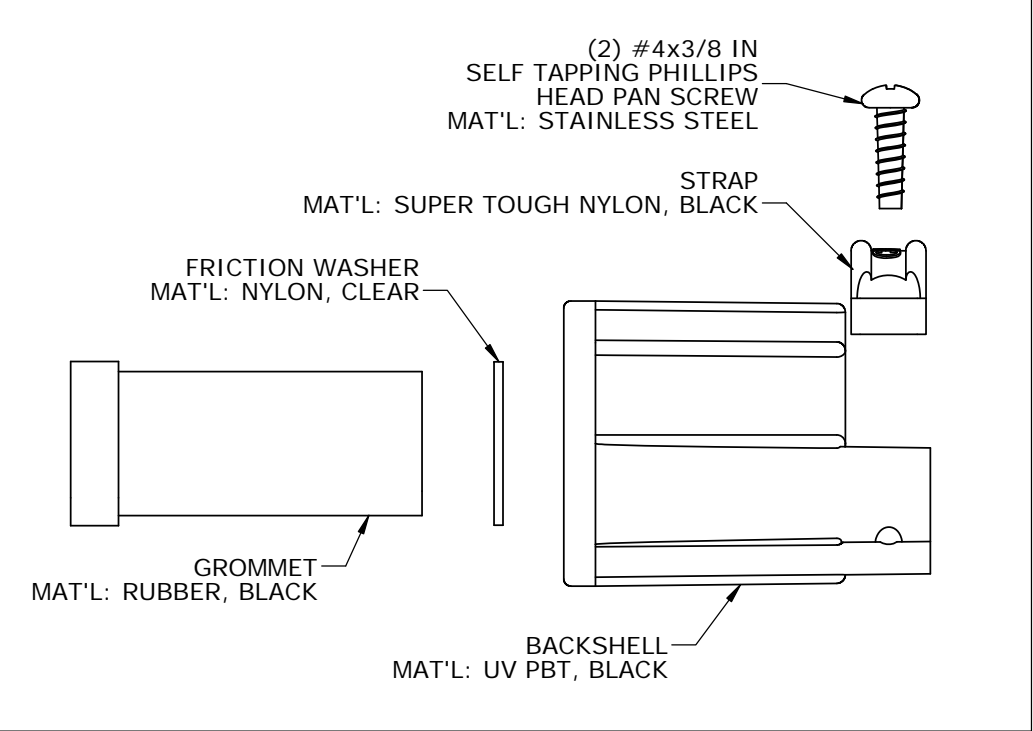
ASS'Y P/N	I.D. FOR CABLE
SF3282-XXSG-520	Ø .200
SF3282-XXSG-530	Ø .300
SF3282-XXSG-540	Ø .400

KEY: A
B
C
D

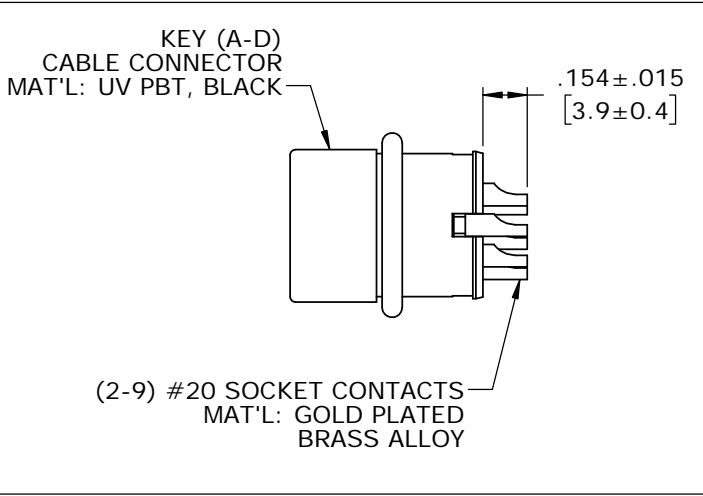
NO. OF CONTACTS: 2-9



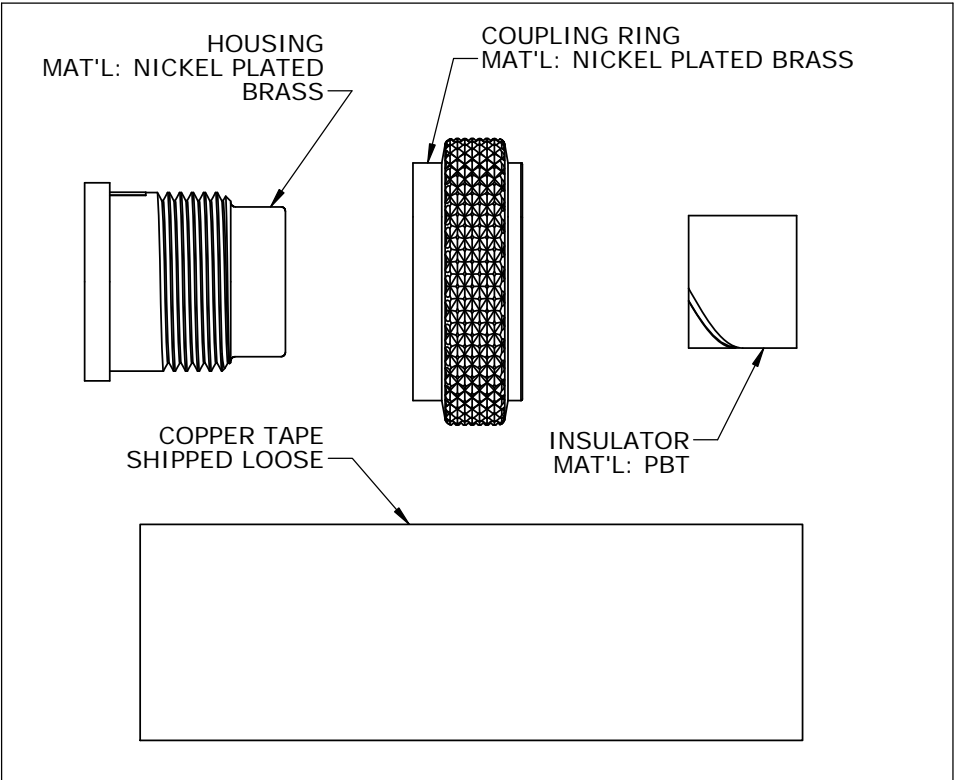
BACKSHELL KIT (SEE CHART)



2-9 POSITION A,B,C,D KEY INSERT KIT



HOUSING KIT



DIMENSIONS IN BRACKETS [] ARE IN MILLIMETERS UNLESS INDICATED

CUSTOMER APPROVAL

THIS DOCUMENT CONTAINS CONFIDENTIAL INFORMATION PROPRIETARY TO CONXALL CORPORATION. ANY REPRODUCTION, DISCLOSURE, OR USE OF THIS DOCUMENT /INFORMATION IS EXPRESSLY PROHIBITED UNLESS AUTHORIZED IN WRITING BY CONXALL CORPORATION.

APPROVED BY: _____

DATE: _____

RoHS COMPLIANT

A	MA	10-09-19	DRAWING CREATED PER ECR 9439		
REV.	INIT.	DATE	DESCRIPTION		
ALL INFORMATION ILLUSTRATED IS THE PROPERTY OF "CONXALL CORPORATION". UNAUTHORIZED DUPLICATION OR DISTRIBUTION OF THIS DOCUMENT IS PROHIBITED.			ORIG. DRAWN BY: MA	DATE: 10-09-19	 601 E. WILDWOOD VILLA PARK, IL 60181
ALL UNITS ARE IN FEET, INCHES, FRACTION OF INCHES AND DECIMALS.			CHECKED BY:	APPROVED BY:	
			SCALE NTS	SIZE B	SHEET
			FILE: SF3282-XXSG-5XX	DIRECTORY: SLW	PART NUMBER: SF3282-XXSG-5XX
			TITLE: CONNECTOR ASSEMBLY KIT (4-9) #20 SOCKET SOLDER CONTACTS SHIELDED MULTI-CON-X STANDARD PRODUCT		
			CUSTOMER: _____		
			REV A		

Mouser Electronics

Authorized Distributor

Click to View Pricing, Inventory, Delivery & Lifecycle Information:

Switchcraft:

[SF3282-9ASG-530](#) [SF3282-9DSG-530](#)