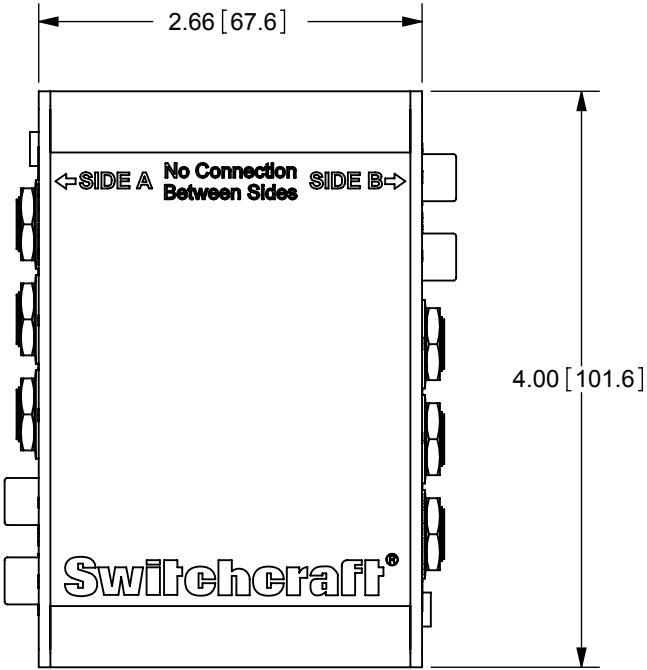
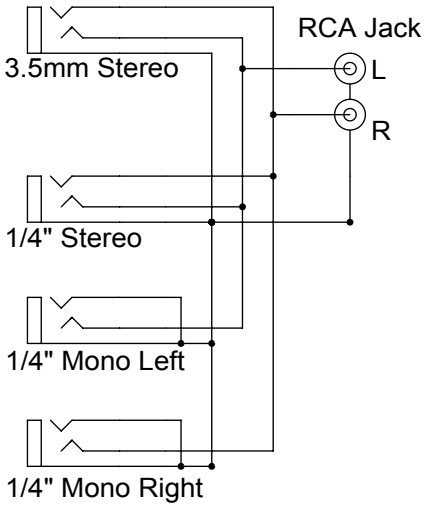


DUAL ADAPTER BOX MODEL SC600  
RED ANODIZED ALUMINUM BOX  
WITH LASER ETCHED WHITE TEXT

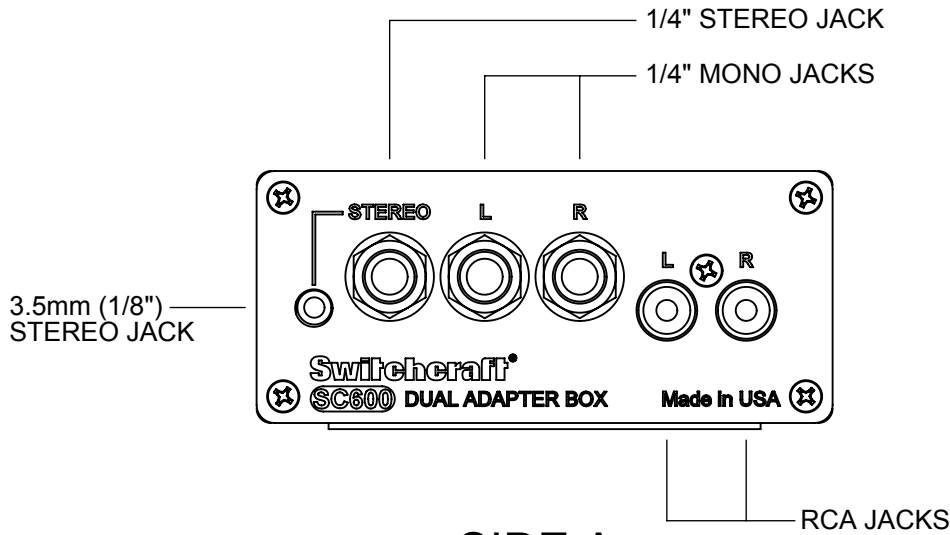
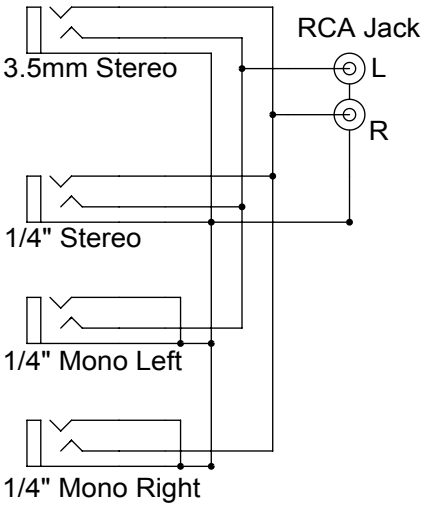


SCHEMATIC

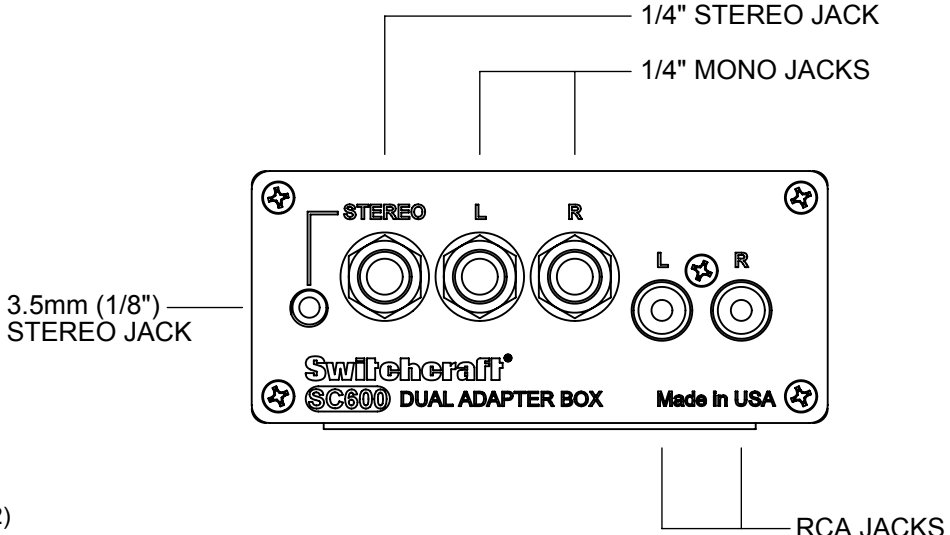
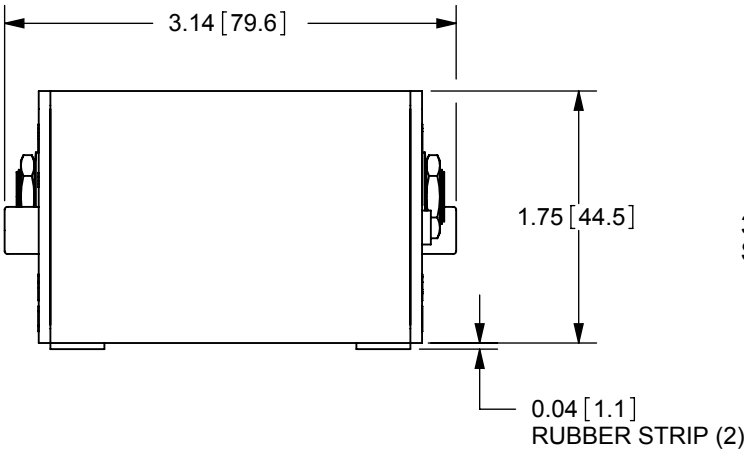
SIDE A



SIDE B



SIDE A



SIDE B

- NOTES:
- 1. ALL DIMENSIONS FOR REFERENCE ONLY
  - 2. THIS PRODUCT IS RoHS COMPLIANT

CUSTOMER DRAWING

					<div>UNLESS OTHERWISE SPECIFIED</div> <div>1. ALL DIMENSIONS IN INCHES [mm]</div> <div>- TWO PLACE DECIMALS    ±0.02 [0.5]</div> <div>- THREE PLACE DECIMALS   ±0.005 [0.13]</div>	THIS DRAWING DESCRIBES A DESIGN CONSIDERED PROPRIETARY IN NATURE, DEVELOPED AND MANUFACTURED BY SWITCHCRAFT INC. AND IS RELEASED ON A CONFIDENTIAL BASIS FOR IDENTIFICATION PURPOSES ONLY.						
						SIZE	WIDTH		MULT	LBS/M	TEMPER	
						FINISH SPEC No.				MATERIAL SPEC No.		
						FIRST USED ON			SCALE 0.75:1		Switchcraft®	
B	26639	10/11/10	PC	TJK		DATE DRAWN	BY	CHKD	APVD			
A	26307	12/02/08	PC	TJK		11/12/08	PNK	PC	TJK			
								10/24/17	10/24/17	SHEET 1 OF 1		
REV	ECO NUMBER	DATE	BY	APVD	NAME				DUAL ADAPTER BOX MODEL SC600, RoHS		PART No. SC600	REV B
REVISIONS					DO NOT SCALE DRAWING							

# Mouser Electronics

Authorized Distributor

Click to View Pricing, Inventory, Delivery & Lifecycle Information:

[Switchcraft:](#)

[SC600](#)