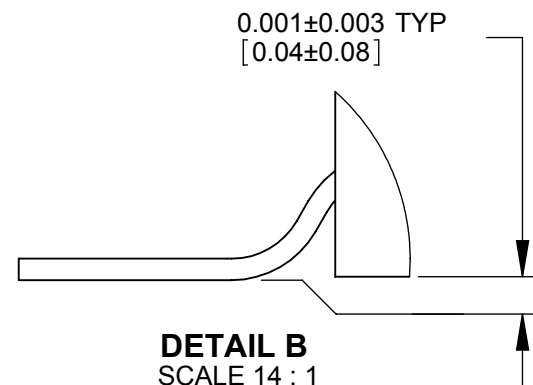
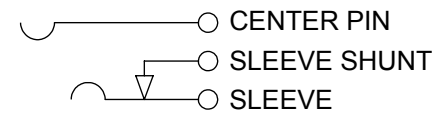


DETAIL A  
SCALE 14 : 1

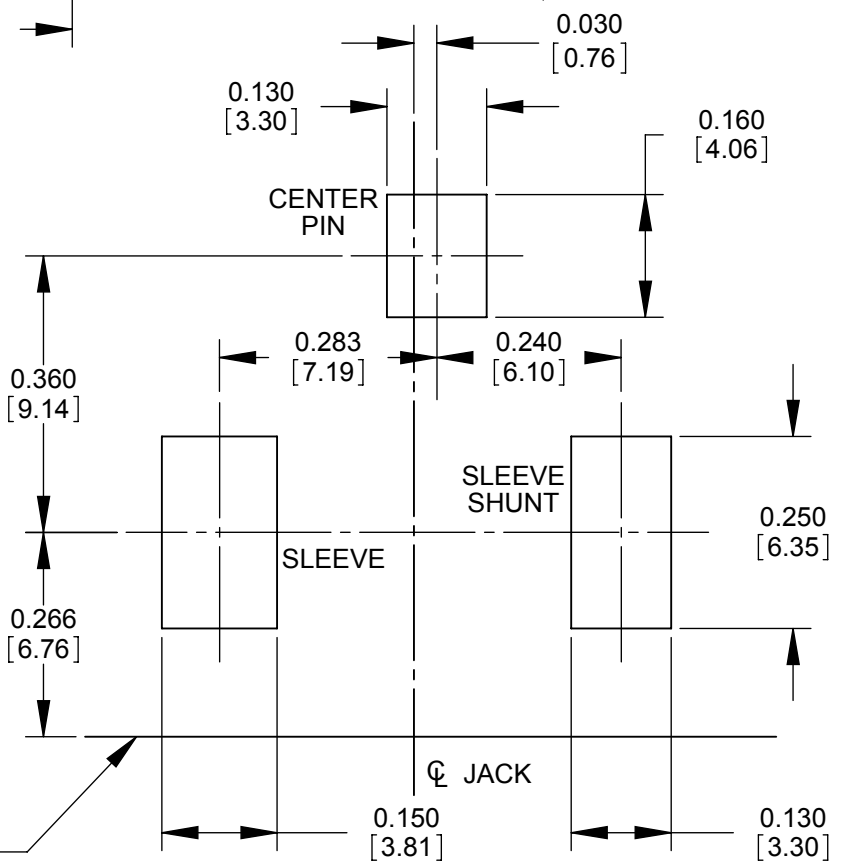


DETAIL B  
SCALE 14 : 1



SCHEMATIC

JACK MATING FACE  
(EDGE OF PC BOARD)



RECOMMENDED PC BOARD LAYOUT  
(COMPONENT SIDE)

NOTES:

- THIS PRODUCT IS RoHS COMPLIANT.
- MATERIALS:  
CENTER PIN: COPPER ALLOY, NICKEL PLATED  
SLEEVE CONTACT: SPRING COPPER ALLOY, SILVER PLATED  
PIN TERMINAL AND SHUNT: COPPER ALLOY, SILVER PLATED  
HOUSING AND COVER: HIGH TEMPERATURE THERMOPLASTIC, BLACK
- SPECIFICATIONS:  
LIFE: 5000 CYCLES;  
INSERTION FORCE: 5LB [2.3 KG] MAX;  
WITHDRAWL FORCE: 0.5 LB [0.2 KG] MIN;  
CONTACT RESISTANCE: 30 MILLIOHM MAX, 60 MILLIOHM MAX. AFTER TEST;  
INSULATION RESISTANCE: 30 MEGAOHM MIN. @ 100VDC;  
DIELECTRIC WITHSTANDING VOLTAGE: 250VAC FOR 1 MINUTE;  
CURRENT (CARRYING): 5A  
OPERATING TEMPERATURE: -30°C TO +65°C

CUSTOMER DRAWING

					STAR SYMBOL DENOTES CRITICAL DIMENSION	THIS DRAWING DESCRIBES A DESIGN CONSIDERED PROPRIETARY IN NATURE, DEVELOPED AND MANUFACTURED BY SWITCHCRAFT INC. AND IS RELEASED ON A CONFIDENTIAL BASIS FOR IDENTIFICATION PURPOSES ONLY.											
					UNLESS OTHERWISE SPECIFIED  1. ALL DIMENSIONS IN INCHES  - TWO PLACE DECIMALS    ±0.02  - THREE PLACE DECIMALS    ±0.005	SIZE		WIDTH		MULT		LBS/M		TEMPER			
						FINISH SPEC No.						MATERIAL SPEC No.					
						FIRST USED ON				SCALE 4:1		Switchcraft®					
						DATE DRAWN 1/17/07		BY BS	CHKD TJK 08/20/08		APVD TJK 08/20/08						
A	ECO 25775	1/22/07	BS	TJK		SHEET    1            OF    1											
REV	ECO NUMBER	DATE	BY	APVD													
REVISIONS					DO NOT SCALE DRAWING	NAME    LOCKING POWER JACK, SM, Ø0.10 [2.5mm], RoHS						PART No.            RASM712BK				REV A	

# Mouser Electronics

Authorized Distributor

Click to View Pricing, Inventory, Delivery & Lifecycle Information:

[Switchcraft:](#)

[RASM712BK](#)