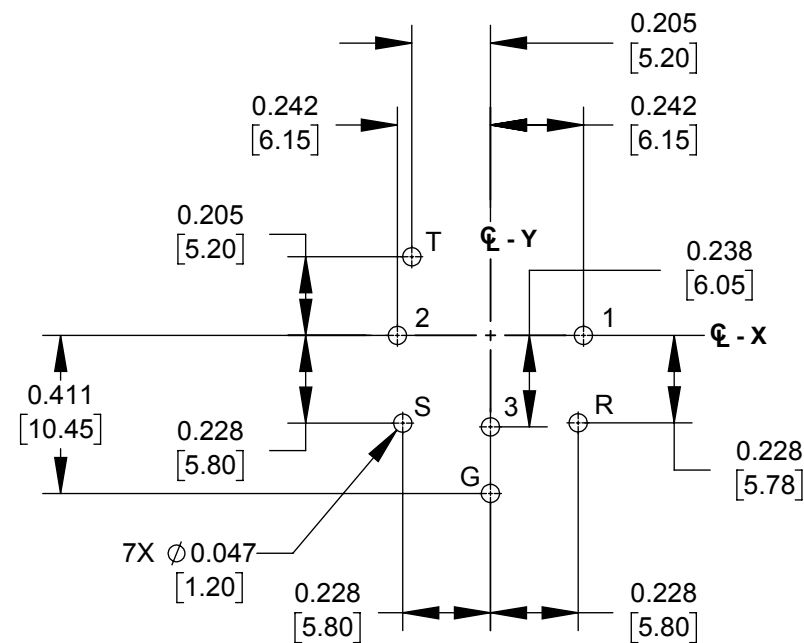
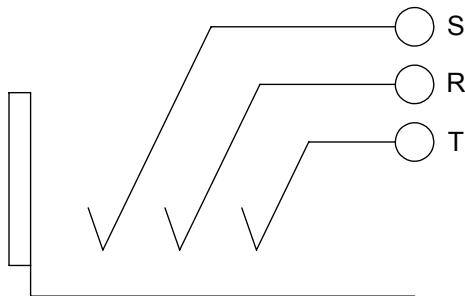


PANEL CUT OUT (FRONT SIDE)

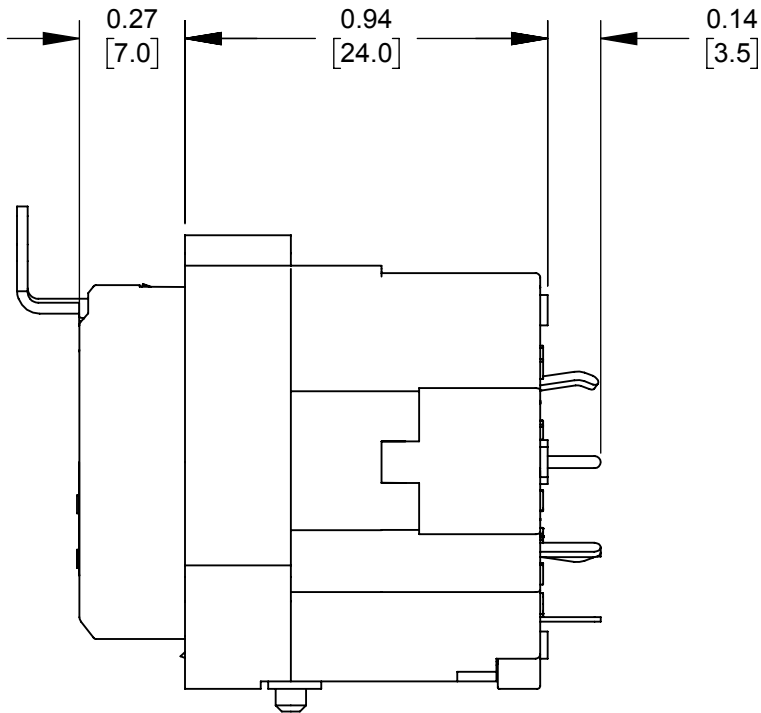
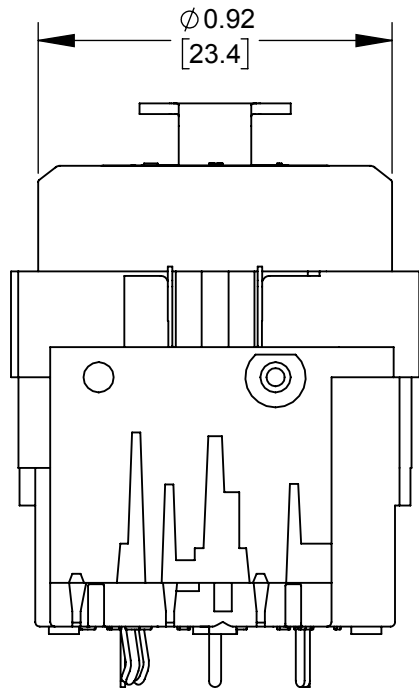
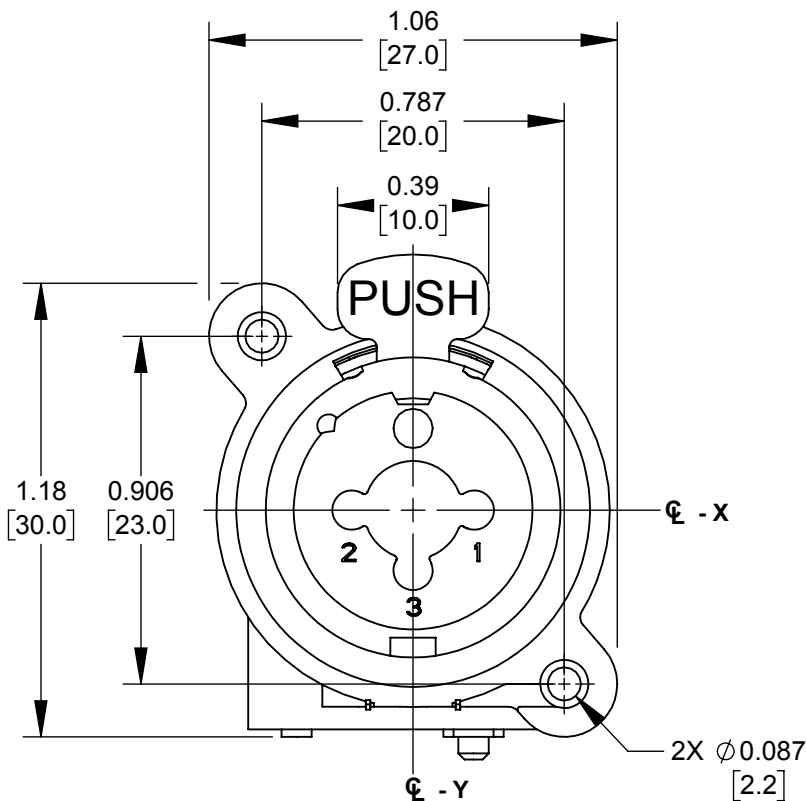
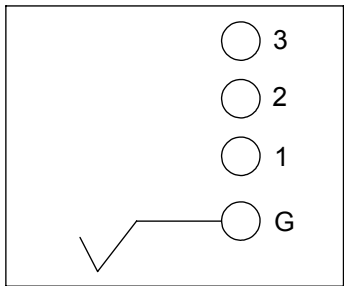


PCB-LAYOUT  
COMPONENT SIDE

JACK SCHEMATIC



XLR SCHEMATIC



NOTES:

1. MATERIALS:  
HOUSING - BLACK THERMOPLASTIC  
CONTACTS - COPPER ALLOY GOLD PLATED  
PUSH BUTTON/SPRING - COPPER ALLOY NICKEL PLATED  
GROUND SPRING - COPPER ALLOY SILVER PLATED
2. OPERATING SPECS:  
OPERATING/STORAGE TEMP: -30 °C TO 80 °C  
RATED VOLTAGE/RATE CURRENT: 50V/7.5A  
INSULATION RESISTANCE: 1/4 JACK: 100MΩ, XLR: INTIAL 2GΩ,  
AFTER DAMP HEAT:>0.5GΩ  
CONTACT RESISTANCE: **1/4 JACK:** 50mΩ,  
**XLR:** 30mΩ  
DIELECTRIC STRENGTH: **1/4 JACK:** 0.5mA, AC 500V.  
**XLR:** 0.5mA, AC 500V  
LIFE: **1/4 JACK:** 2,000 CYCLES,  
**XLR:** 1000 CYCLES
3. THIS PRODUCT IS RoHS COMPLIANT

CUSTOMER DRAWING

					<div>UNLESS OTHERWISE SPECIFIED</div> <div>1. ALL DIMENSIONS IN INCHES [mm]</div> <div>- TWO PLACE DECIMALS ±0.02 [0.5]</div> <div>- THREE PLACE DECIMALS ±0.005 [0.13]</div>	THIS DRAWING DESCRIBES A DESIGN CONSIDERED PROPRIETARY IN NATURE, DEVELOPED AND MANUFACTURED BY SWITCHCRAFT INC. AND IS RELEASED ON A CONFIDENTIAL BASIS FOR IDENTIFICATION PURPOSES ONLY.						
						SIZE	WIDTH		MULT	LBS/M	TEMPER	
						FINISH SPEC No.				MATERIAL SPEC No.		
						FIRST USED ON			SCALE 2:1		Switchcraft®	
B	28068	8/30/18	TJK	TJK		DATE DRAWN 1/8/17	BY AB	CHKD AB 1/8/17	APVD TJK 2/16/18			
A	27996	2/8/18	TJK	TJK		SHEET 1 OF 1						
REV	ECO NUMBER	DATE	BY	APVD		NAME 1/4" PLUG AND 3 PIN XLR, COMBO JACK, STRAIGHT PC, RoHS				PART No. PXCST		REV B
REVISIONS					DO NOT SCALE DRAWING							

# Mouser Electronics

Authorized Distributor

Click to View Pricing, Inventory, Delivery & Lifecycle Information:

Switchcraft:

PXCST