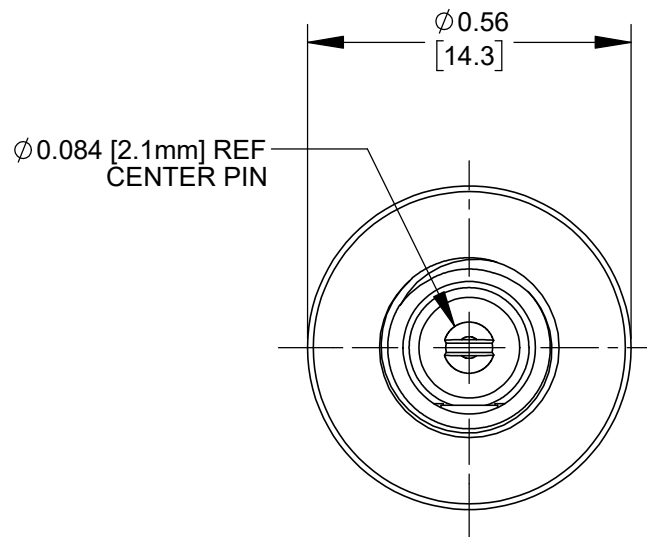
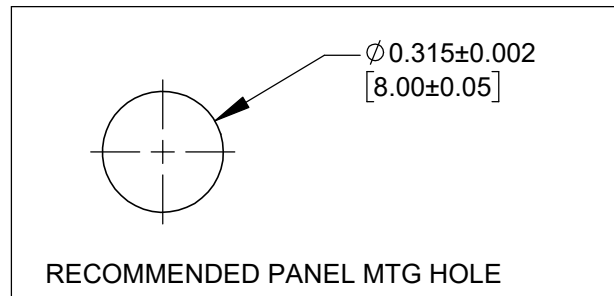
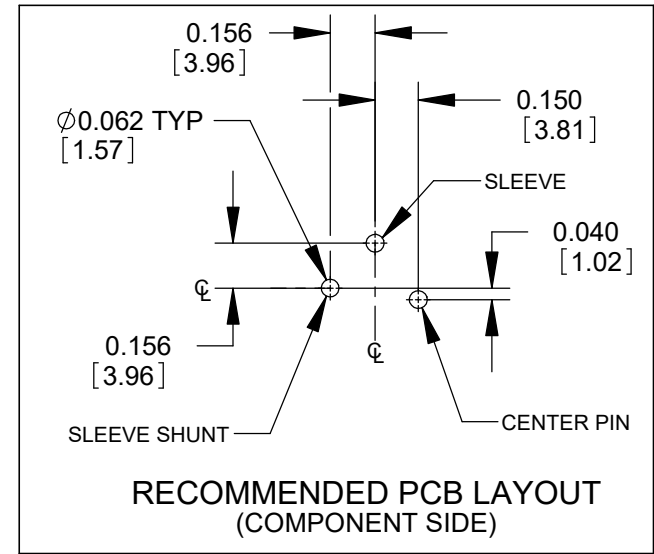
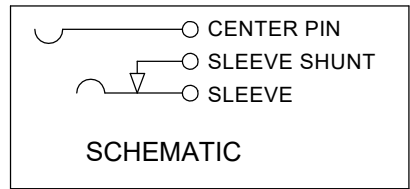
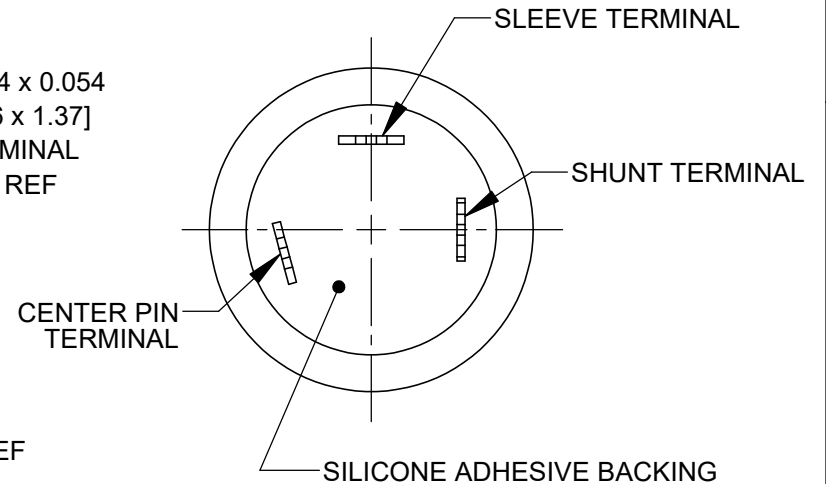
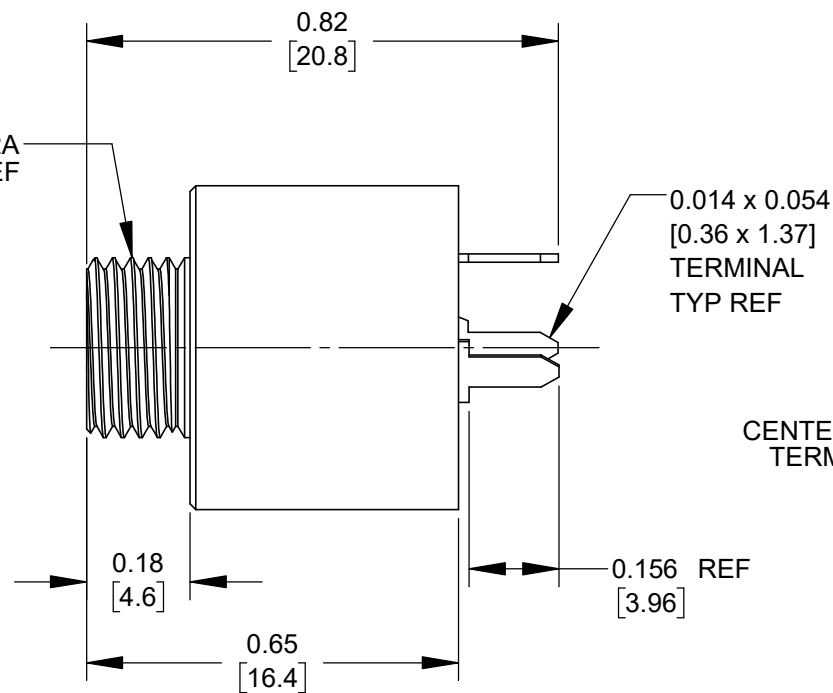


PART NUMBER	DESCRIPTION	SWITCHCRAFT MATING 2.1mm POWER PLUGS
PC721AU	2.1mm POWER JACK, STRAIGHT PC	762, 763, 762K, 763K



5/16-32 NEF 2A
THREAD REF



NOTES:

- DIMENSIONS SHOWN FOR REFERENCE ONLY.
- HEX NUT AND FLAT WASHER SUPPLIED UNASSEMBLED.
- MATERIAL:
HOUSING, HEX NUT - COPPER ALLOY, NICKEL PLATED
INSULATOR HOUSING - THERMOPLASTIC, RED
TERMINAL INSULATORS - PHENOLIC
FLAT WASHER - STEEL, NICKEL PLATED
PIN, SPRING, TERMINALS - COPPER ALLOY, SILVER PLATED
SEAL COVER, O-RING - SILICONE, BLACK
POTTING COMPOUND - SILICONE ADHESIVE, LIGHT GRAY
- IT IS RECOMMENDED THAT THE JACK MOUNTING NUT BE TIGHTENED SNUG BY HAND BEFORE APPLYING A FINAL TIGHTENING TORQUE OF 3-4 LB-IN USING HAND TOOLS ONLY. POWER DRIVER OR IMPACT DRIVERS ARE NOT RECOMMENDED.
- THESE PRODUCTS ARE RoHS COMPLIANT.

CUSTOMER DRAWING

					<div>UNLESS OTHERWISE SPECIFIED</div> <div>1. ALL DIMENSIONS IN INCHES [mm]</div> <div>- TWO PLACE DECIMALS ±0.02 [0.5]</div> <div>- THREE PLACE DECIMALS ±0.005 [0.13]</div>	THIS DRAWING DESCRIBES A DESIGN CONSIDERED PROPRIETARY IN NATURE, DEVELOPED AND MANUFACTURED BY SWITCHCRAFT INC. AND IS RELEASED ON A CONFIDENTIAL BASIS FOR IDENTIFICATION PURPOSES ONLY.											
						SIZE	WIDTH		MULT		LBS/M		TEMPER				
						FINISH SPEC No.						MATERIAL SPEC No.					
						FIRST USED ON				SCALE 3:1		<div>Switchcraft®</div> <div>SHEET 1 OF 1</div>					
						DATE DRAWN 5/30/24	BY PNK	CHKD PNK 5/30/24		APVD SRC 5/30/24							
A	28689	07/16/24	PC	TJK		DO NOT SCALE DRAWING						NAME 2.1mm POWER JACKS STRAIGHT PC, SEALED UNMATED, RoHS				PART No. PC721AU	
REV	ECO NUMBER	DATE	BY	APVD	REVISIONS												

Mouser Electronics

Authorized Distributor

Click to View Pricing, Inventory, Delivery & Lifecycle Information:

[Switchcraft:](#)

[PC721AU](#)