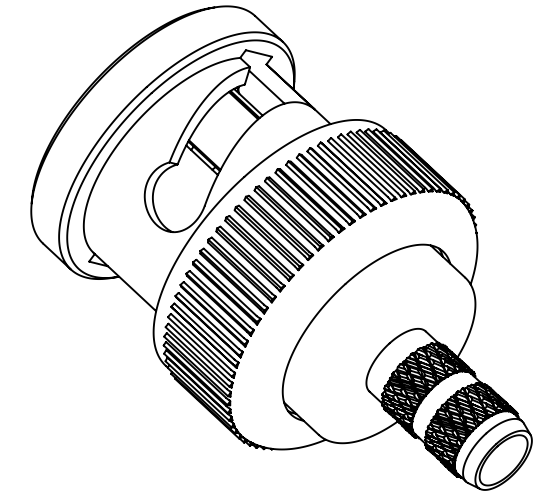
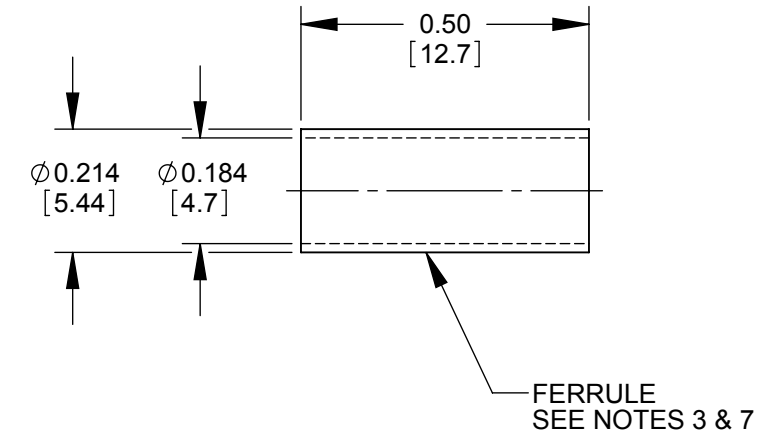
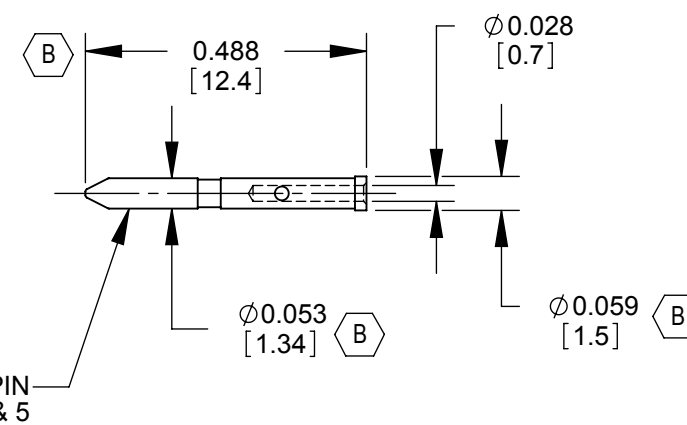
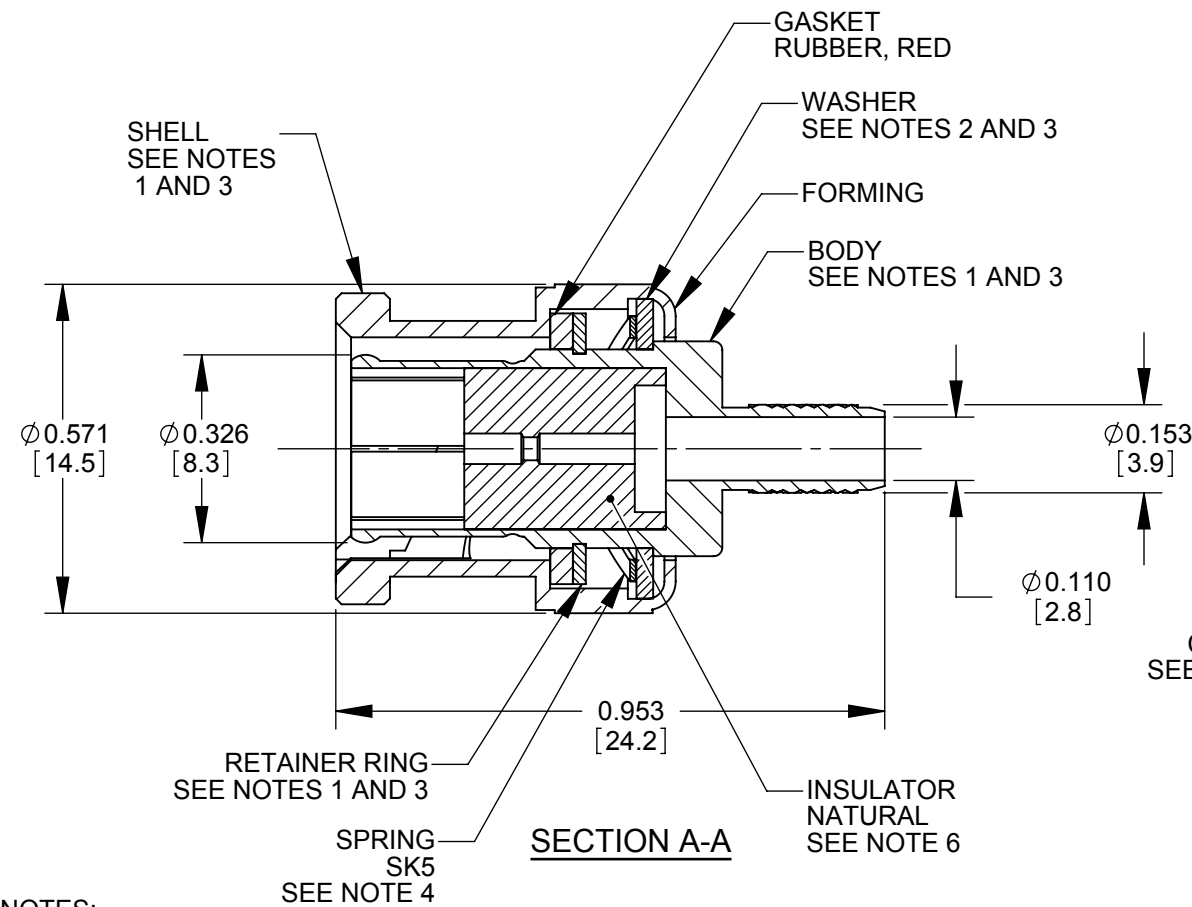


RECOMMENDED
CABLE STRIPPING DIMENSIONS
SWITCHCRAFT STRIPPING TOOL #PTS1



ALTERNATE KNURL DESIGN



NOTES:

FINISH (PLATING THICKNESS IN MICRO-INCHES)

1. BRASS PER QQ-B-626
2. BRASS PER QQ-B-613
3. NICKEL PLATING 100 MIN THICK OVER COPPER STRIKE.
4. NICKEL PLATING 200 MIN THICK OVER COPPER STRIKE.
5. GOLD PLATING 50 MIN THICK OVER NICKEL PLATING 100 MIN THICK OVER COPPER STRIKE.
6. TEFLON MIL-P-19468
7. JIS H 3250, C2600
8. CRIMPED FERRULE HEX CRIMP SIZE 0.178.
9. CRIMPED CONTACT PIN SQUARE CRIMP SIZE 0.042OR HEX CRIMP SIZE 0.041.
10. ALL DIMENSIONS ARE REFERENCE.
11. THIS PRODUCT IS RoHS COMPLIANT.

					<div>☆ STAR SYMBOL DENOTES CRITICAL DIMENSION</div> <div>UNLESS OTHERWISE SPECIFIED</div> <div>1. ALL DIMENSIONS IN INCHES - TWO PLACE DECIMALS ±0.01 - THREE PLACE DECIMALS ±0.005 - ANGLES ±1° - ALL DIA. CONCENTRIC WITHIN 0.005 T.I.R.</div> <div>2. FEATURES ON THE SAME CENTERLINE MUST BE ALIGNED WITHIN ±0.002</div> <div>3. REMOVE ALL BURRS</div>	THIS DRAWING DESCRIBES A DESIGN CONSIDERED PROPRIETARY IN NATURE, DEVELOPED AND MANUFACTURED BY SWITCHCRAFT INC. AND IS RELEASED ON A CONFIDENTIAL BASIS FOR IDENTIFICATION PURPOSES ONLY.									
						SIZE	WIDTH		MULT		LBS/M		TEMPER		
						FINISH						MATERIAL			
						SPEC No.						SPEC No.			
						FIRST USED ON				SCALE 3:1		<div>Switchcraft®</div>			
B	26364	3-31-09	RS	TJK	DATE DRAWN	BY	CHKD		APVD						
A	26142	3-12-09	RF	TJK	10-31-06	RF	RF		TJK						
							10-31-06		10-31-06		SHEET 1 OF 1				
REV	ECO NUMBER	DATE	BY	APVD		NAME 75 OHM BNC CONNECTOR 1855A CABLE, RoHS						PART No.			REV
REVISIONS					DO NOT SCALE DRAWING							HP75BNC12X			B

SolidWorks CAD File

Mouser Electronics

Authorized Distributor

Click to View Pricing, Inventory, Delivery & Lifecycle Information:

[Switchcraft:](#)

[HP75BNC12X](#)