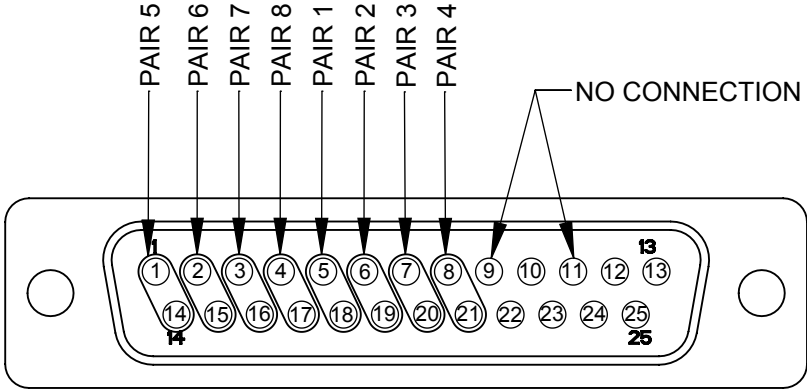
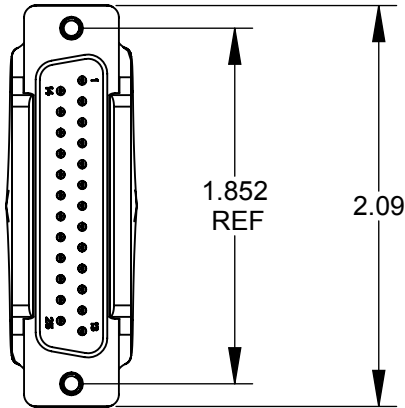
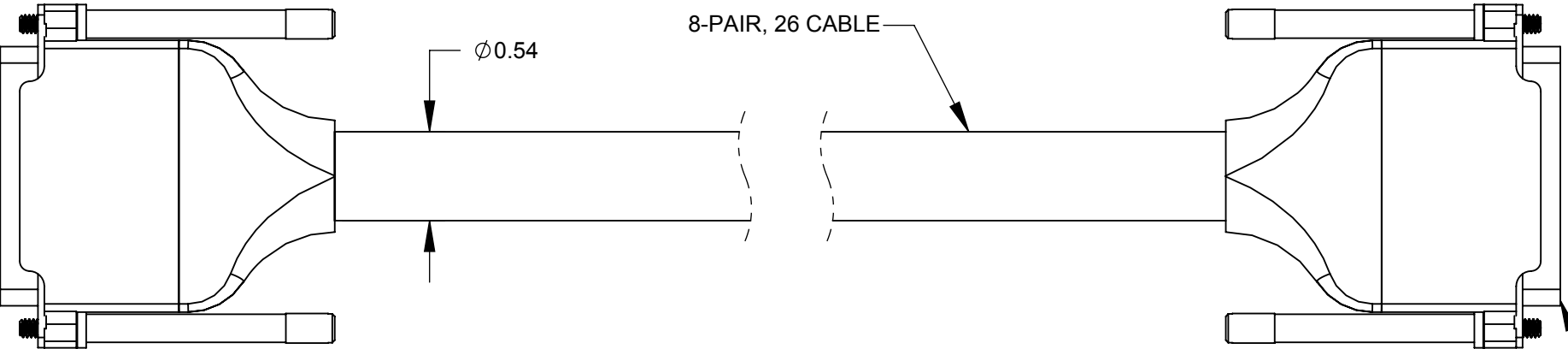


DB25M

DB25M



DB25 PIN-OUT VIEW
TYP BOTH ENDS



25-PIN MALE DSUB ASSEMBLY
METAL SHELL AND #4-40 JACKSCREWS
BOTH ENDS
(SEE NOTE 2)

DB25 TO DB25 YAMAHA WIRING CHART (BOTH ENDS)				
(PAIR)	(CABLE)	(RED)	(BLACK)	(BARE)
1	BROWN	5	18	24
2	RED	6	19	12
3	ORANGE	7	20	25
4	YELLOW	8	21	13
5	GREEN	1	14	22
6	BLUE	2	15	22
7	PURPLE	3	16	23
8	GRAY	4	17	10
PINS 9 & 11 NO CONNECTION				

PART NUMBER	CABLE LENGTH "X"
DB25M05DB25MY	5.00 FT +/- 1.50 IN
DB25M10DB25MY	10.00 FT +/- 1.50 IN

CUSTOMER DRAWING

B

- NOTES:
- THE PRODUCT COMES COILED AND PACKAGED IN A BAG.
 - JACKSCREWS ARE SHIPPED UNASSEMBLED. CABLE COMES WITH BOTH #4-40 THREAD (4) AND #M3 THREAD (4) JACKSCREWS.
 - MATERIALS:
DSUB - COPPER ALLOY, NICKEL PLATED WITH GOLD PINS
CABLE - COPPER, THERMOPLASTIC
JACKSCREWS - STAINLESS STEEL
 - THIS PRODUCT IS RoHS COMPLIANT.

					<div>UNLESS OTHERWISE SPECIFIED</div> <div>1. ALL DIMENSIONS IN INCHES</div> <div>- TWO PLACE DECIMALS ±0.02</div> <div>- THREE PLACE DECIMALS ±0.005</div>	THIS DRAWING DESCRIBES A DESIGN CONSIDERED PROPRIETARY IN NATURE, DEVELOPED AND MANUFACTURED BY SWITCHCRAFT INC. AND IS RELEASED ON A CONFIDENTIAL BASIS FOR IDENTIFICATION PURPOSES ONLY.															
						SIZE	WIDTH		MULT		LBS/M		TEMPER								
						FINISH						MATERIAL									
						SPEC No.						SPEC No.									
						FIRST USED ON				SCALE		<div>Switchcraft®</div>									
										1:1											
B	26637	10/4/10	RS	TJK		DATE DRAWN	BY	CHKD		APVD		SHEET 1 OF 1									
A	26569	7/20/10	RS	TJK	10/23/09	JGK	RS		TJK												
REV	ECO NUMBER	DATE	BY	APVD																	
REVISIONS					DO NOT SCALE DRAWING					NAME DB25M TO DB25M, YAMAHA, RoHS						PART No. DB25M__DB25MY				REV B	

Mouser Electronics

Authorized Distributor

Click to View Pricing, Inventory, Delivery & Lifecycle Information:

Switchcraft:

[DB25M05DB25MY](#) [DB25M10DB25MY](#)