

CUSTOMER PRINT

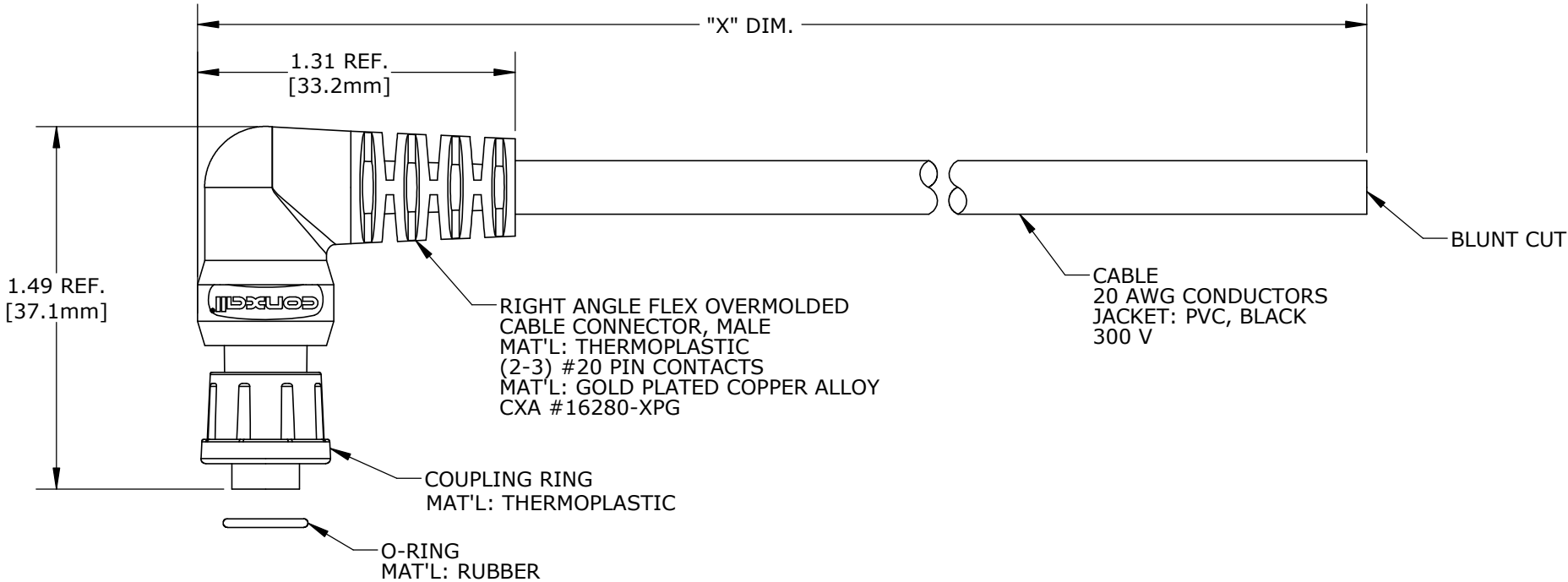
PART NUMBER: CARA16280XPXXX90

- NOTES:
- 1. FINISHED CABLE ASSEMBLY TO BE COILED
 - 2. OVERMOLD BOOT MATERIAL: PVC, BLACK
 - 3. ELECTRICAL TEST: 100% CONTINUITY

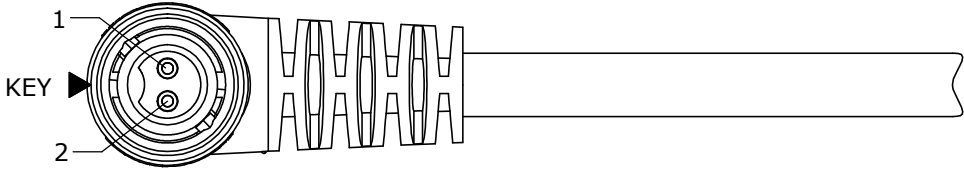
ASS'Y P/N	NO. OF POSITION	"X" DIM.
CARA162802P07990	2 POS.	6 FT. 7 IN. ± 2 IN. [2M]
CARA162803P07990	3 POS.	
CARA16280XPXXX90		

CABLE LENGTH IN "INCHES"

NO OF POSITIONS

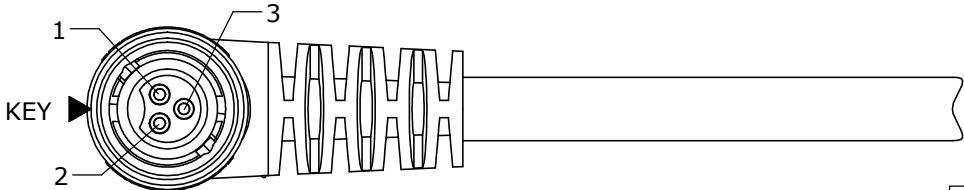


END "A"



FACE VIEW

P/N: CARA162802PXXX90



FACE VIEW

P/N: CARA162803PXXX90

DIMENSIONS IN BRACKET [] ARE METRIC.

CUSTOMER APPROVAL

THIS DOCUMENT CONTAINS CONFIDENTIAL INFORMATION PROPRIETARY TO CONXALL CORPORATION. ANY REPRODUCTION, DISCLOSURE, OR USE OF THIS DOCUMENT /INFORMATION IS EXPRESSLY PROHIBITED UNLESS AUTHORIZED IN WRITING BY CONXALL CORPORATION.

APPROVED BY: _____

DATE: _____

RoHS COMPLIANT

B	AB	09-10-19	NEW FLEX OVERMOLD PER DOR 19-SQ104238JS
A	AN	11-08-16	DRAWING CREATED PER DOR 16-7663JP
REV.	INIT.	DATE	DESCRIPTION
ALL INFORMATION ILLUSTRATED IS THE PROPERTY OF "CONXALL CORPORATION". UNAUTHORIZED DUPLICATION OR DISTRIBUTION OF THIS DOCUMENT IS PROHIBITED.		ORIG. DRAWN BY: AN	DATE: 11-07-16
		CHECKED BY:	
ALL UNITS ARE IN FEET, INCHES, FRACTION OF INCHES AND DECIMALS.		APPROVED BY:	TITLE: CABLE ASSEMBLY (2-3) #20 PIN CONTACTS MICRO-CON-X, R. ANGLE STANDARD PRODUCT
		SCALE NTS	SIZE B
= CRITICAL CHARACTERISTIC FLAG PER SPEC. XXXX		SHEET 1 OF 1	CUSTOMER: CARA16280XPXXX90
		FILE: CARA16280XPXXX90	DIRECTORY: SLW
		PART NUMBER: CARA16280XPXXX90	REV B

Mouser Electronics

Authorized Distributor

Click to View Pricing, Inventory, Delivery & Lifecycle Information:

Switchcraft:

[CARA162802P07990](#) [CARA162803P07990](#)