



982A01RX

1 "A" CIRCUIT




982A02RX

1 "B" CIRCUIT




982A03RX

1 "C" CIRCUIT




982A04RX

2 "A" CIRCUITS



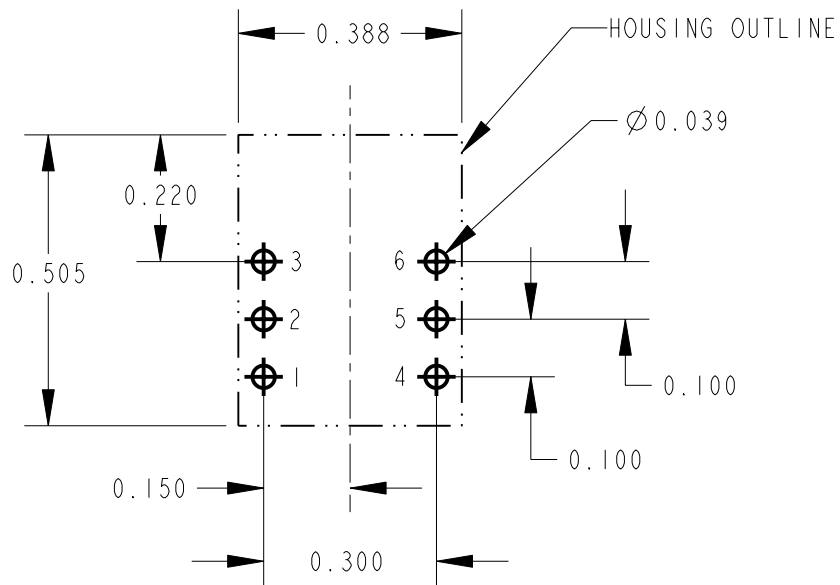
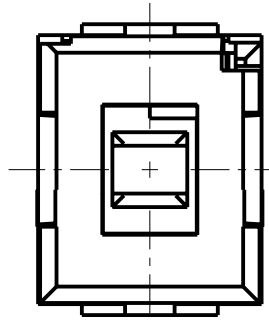
982A05RX

2 "B" CIRCUITS



982A06RX

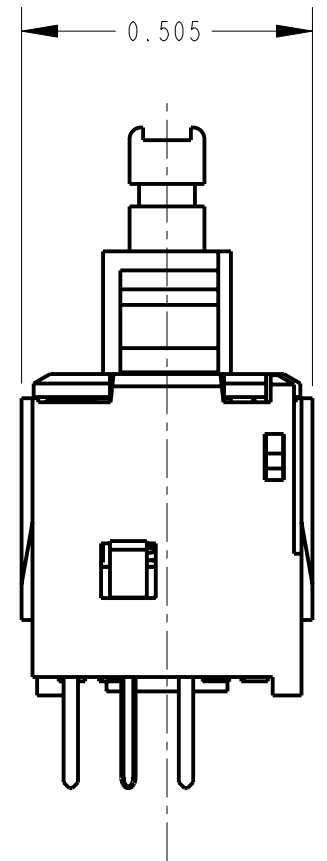
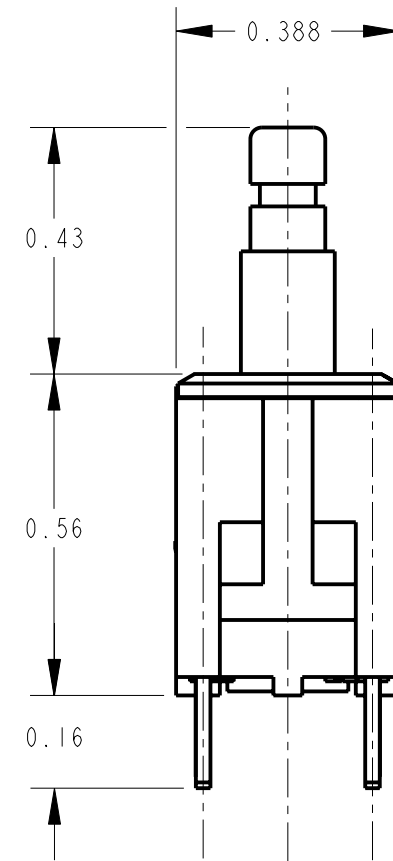
2 "C" CIRCUITS



RECOMMENDED PC BOARD LAYOUT SCALE 3:1

CIRCUIT	FIRST POLE			SECOND POLE		
	N.O.	N.C.	COMMON	N.O.	N.C.	COMMON
1-A	3	-	2	-	-	5*
1-B	-	1	2	-	-	5*
1-C	3	1	2	-	-	5*
2-A	3	-	2	6	-	5
2-B	-	1	2	-	4	5
2-C	3	1	2	6	4	5

\* PIN 5 IS USED AS A SUPPORT PIN FOR MOUNTING AND HAS NO ELECTRICAL CONNECTION.



CUSTOMER DRAWING

NOTES:

1. ACTUATION FORCE: MOMENTARY SWITCHES 12-15 OZ.,
2. PLUNGER TRAVEL: 0.14
3. CONTACT RESISTANCE 0.010 OHMS. MAXIMUM WHEN SWITCH IS IN CLOSED POSITION.
4. ALL DIMENSIONS ARE FOR REFERENCE ONLY.
5. THESE PRODUCTS ARE RoHS COMPLIANT.

REV	ECO NUMBER	DATE	BY	APVD
B	25464	9-29-06	TJK	TJK
A	26090	7-22-06	TJK	TJK

REVISIONS

★ STAR SYMBOL DENOTES CRITICAL DIMENSION

UNLESS OTHERWISE SPECIFIED

1. ALL DIMENSIONS IN INCHES  
- TWO PLACE DECIMALS ±0.01  
- THREE PLACE DECIMALS ±0.005  
- ANGLES ±1°  
- ALL DIA. CONCENTRIC WITHIN 0.005 T.I.R.
2. FEATURES ON THE SAME CENTERLINE MUST BE ALIGNED WITHIN ±0.002
3. REMOVE ALL BURRS

DO NOT SCALE DRAWING

THIS DRAWING DESCRIBES A DESIGN CONSIDERED PROPRIETARY IN NATURE, DEVELOPED AND MANUFACTURED BY SWITCHCRAFT INC. AND IS RELEASED ON A CONFIDENTIAL BASIS FOR IDENTIFICATION PURPOSES ONLY.					
SIZE	WIDTH	MULT	LBS/M	TEMPER	
FINISH			MATERIAL		
SPEC No.			SPEC No.		
FIRST USED ON		SCALE 3:1			
DATE DRAWN	BY	CHKD	APVD		
25-Feb-10	TJK	TJK	TJK	TJK	
			2-25-10	2-25-10	
NAME			PART No.		REV
MOMENTARY IBS SWITCH SHORT TERMINALS, RoHS			982A0_RX SERIES		B

# Mouser Electronics

Authorized Distributor

Click to View Pricing, Inventory, Delivery & Lifecycle Information:

## Switchcraft:

[P2951](#) [P2957](#) [982A01RX](#) [982A03RX](#) [982A06RX](#) [P2936](#) [P2937](#) [P2938](#) [P2942](#) [P2952](#) [P2953](#) [99WD07284](#)  
[99GD07261X](#)