



High Precision chip attenuators (Up to 55GHz)

■ATS-FD series

Features

- Attenuation range up to 55GHz
- Internal circuit specially designed for 0-10dB attenuation.
- Miniature surface mount chip attenuator (1005,2012 size)
- Signal line sandwiched by ground – excellent heat dissipation and low noise.

Applications

- Wireless communication devices and base stations
- Wireless communication modules



◆Part numbering system

ATS 2012 - 10DB - FD - T1

Series Code

Size : 1005, 2012

Packing quantity :
T1 (1,000pcs) , T05 (500pcs)

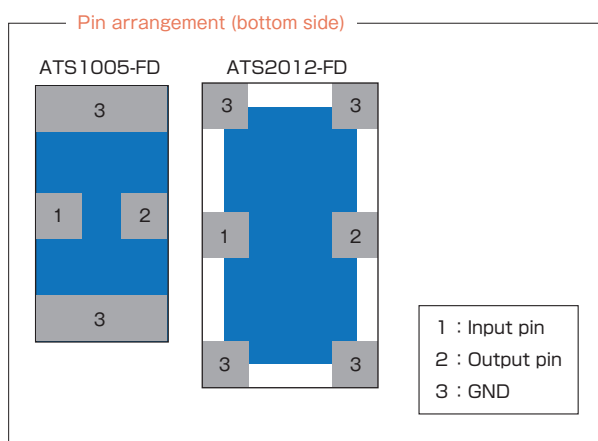
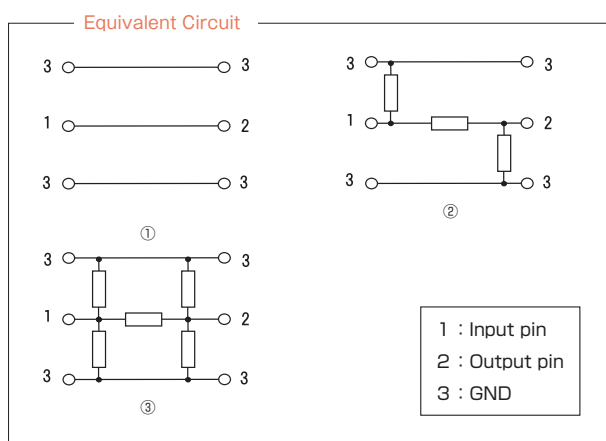
Face down mounting

Attenuation

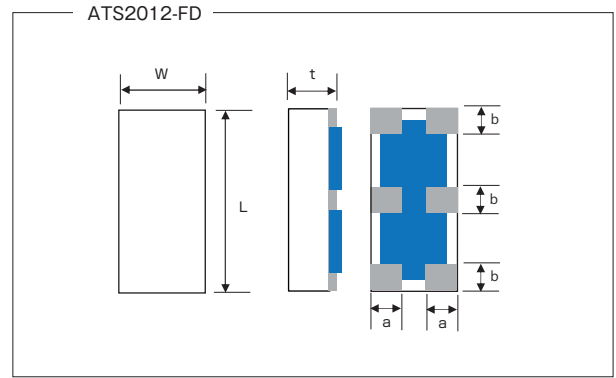
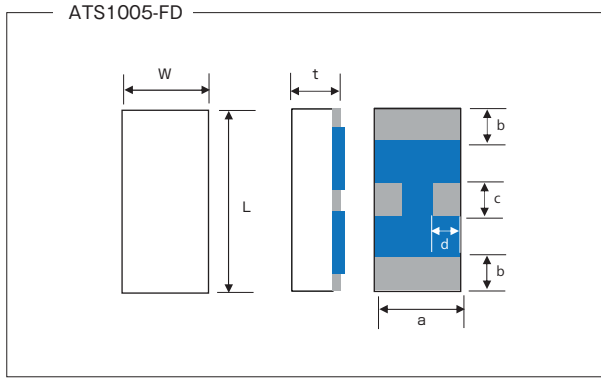
◆Electrical Specification

Type	ATS1005-FD		ATS2012-FD		
	Attenuation	0dB	1~10dB	0dB	1~8dB
Circuit Type	Thru	Pi(π)	Thru	Pi(π)	Dual Pi (Dual π)
Equivalent circuits	①	②	①	②	③
Attenuation tolerance	± 0.75 (DC ~ 25GHz), ± 1.25 dB(25 ~ 40GHz), ± 2.50 dB(40 ~ 55GHz)				
V S W R	≤ 1.40 (DC ~ 25GHz), ≤ 1.60 (25 ~ 40GHz), ≤ 1.80 (40 ~ 55GHz)				
Impedance	50 Ω				
Operating frequency	DC~55GHz		DC~55GHz		
Rated power	32mW		100mW		
Rated operating temperature	70°C				
Operating temperature	-40°C~+125°C				
Packaging quantity	500pcs/reel(T05) 1,000pcs/reel(T1)				

◆Equivalent Circuit and pin arrangement



◆ Dimensions

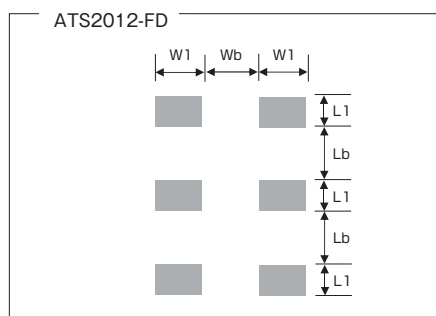
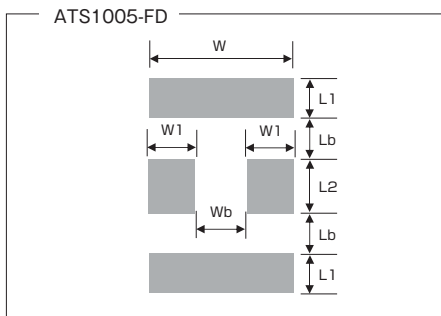


Type	Size (inch)	L	W	t	a	b	c	d
ATS1005-FD	0402	1.00±0.10	0.50±0.10	0.32±0.05	0.44±0.05	0.15±0.05 0.10±0.05*1	0.20±0.05	0.15±0.05
ATS2012-FD	0805	2.00±0.20	1.25±0.20	0.22±0.05	0.35±0.10	0.25±0.10	—	—

(unit : mm)

*1: Applies to ATS1005-01DB-FD

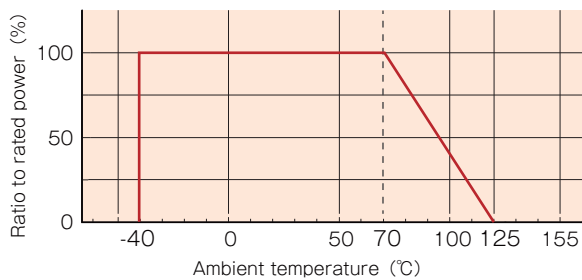
◆ Recommended land patterns(soldering footprints)



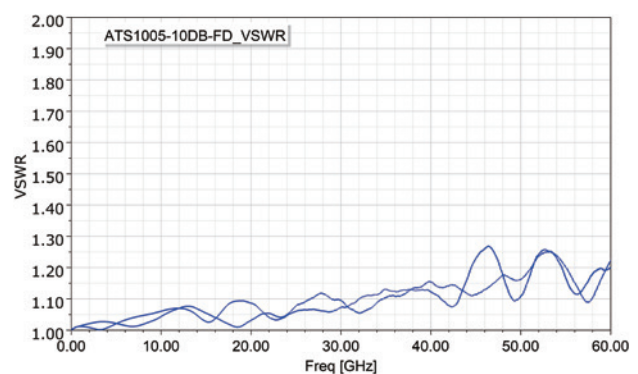
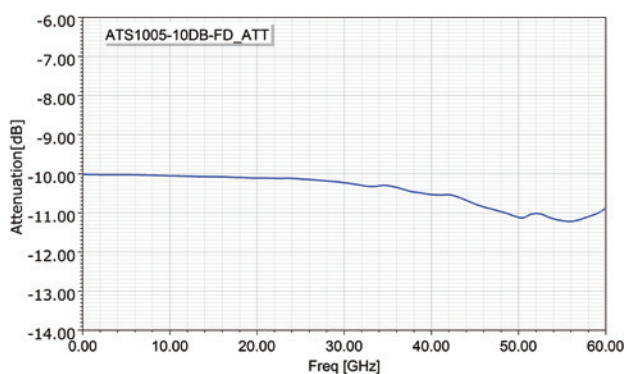
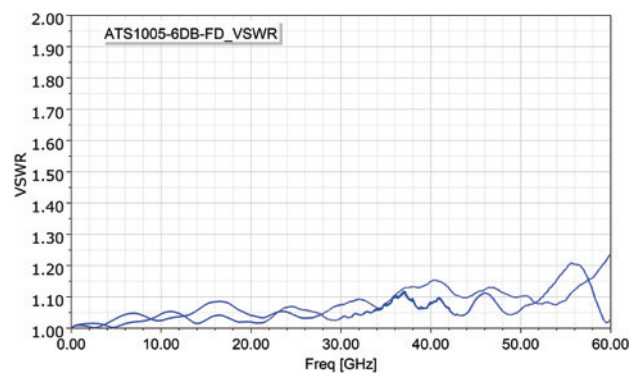
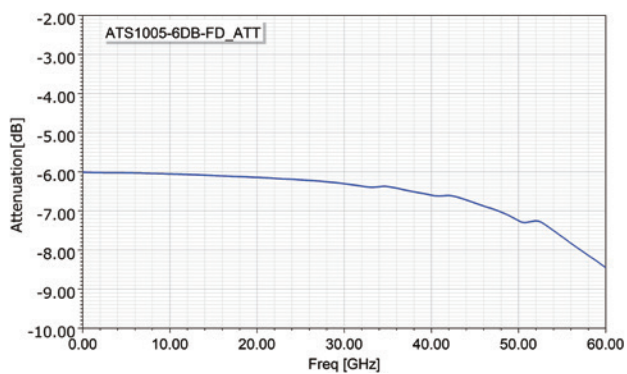
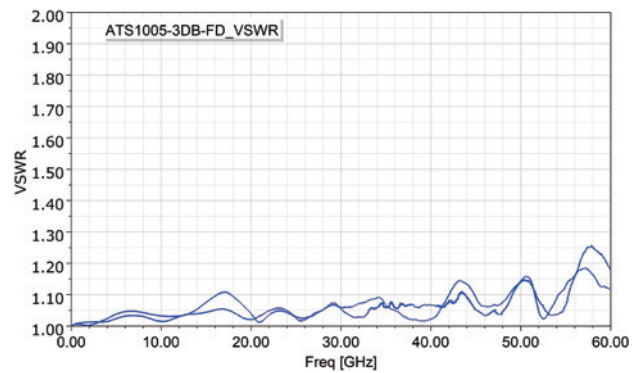
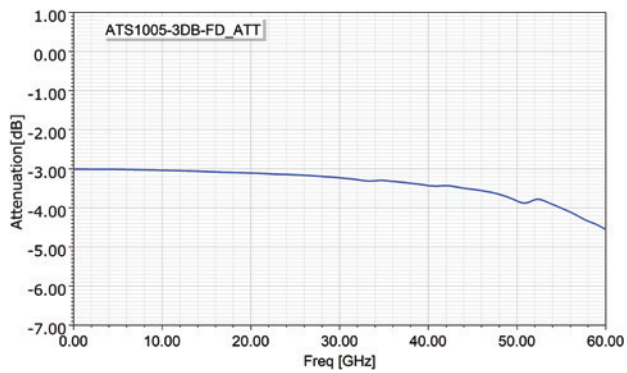
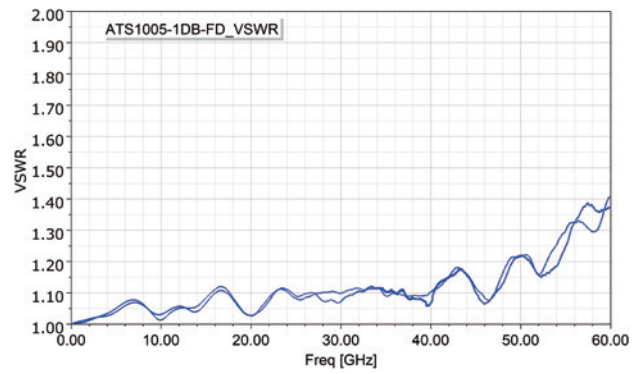
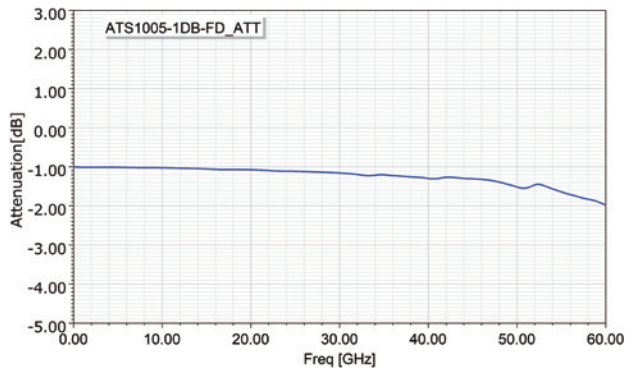
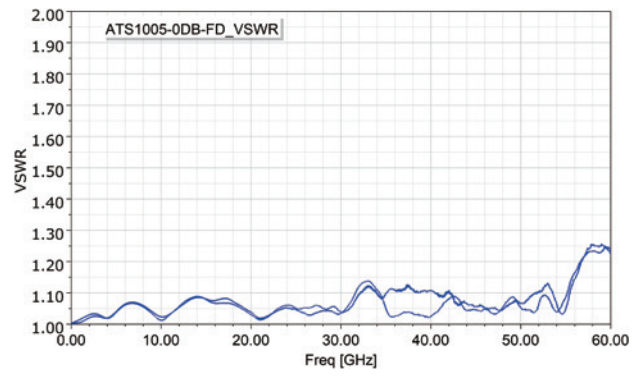
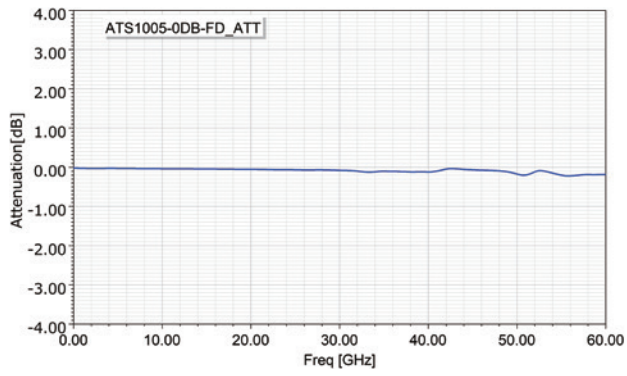
Type	W	W1	Wb	L1	Lb	L2
ATS1005-FD	0.44	0.15	0.14	0.15	0.22	0.20
ATS2012-FD	—	0.35	0.49	0.25	0.60	—

(unit : mm)

◆ Derating Curve



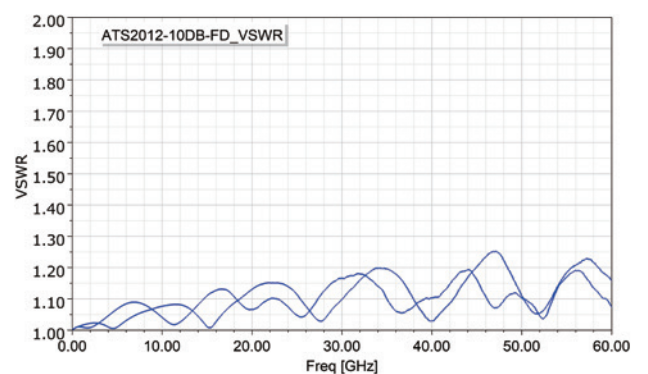
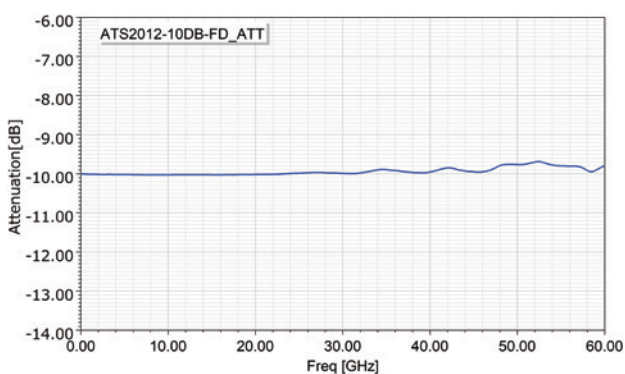
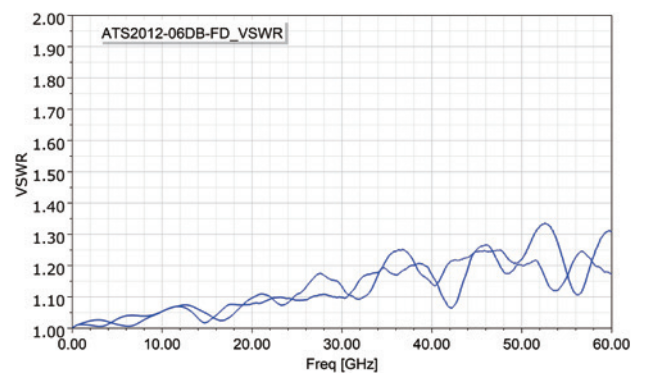
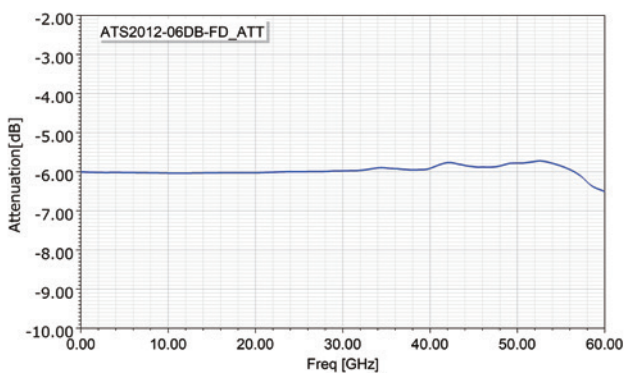
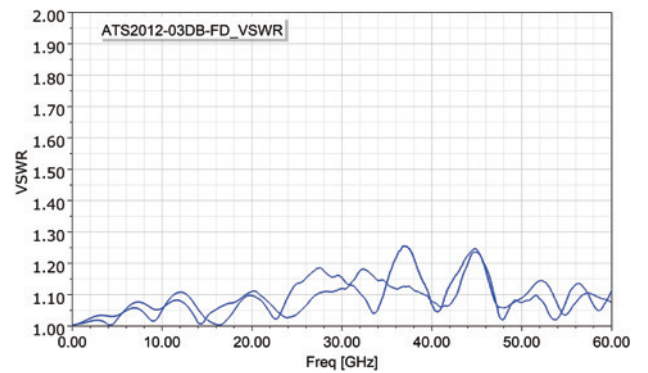
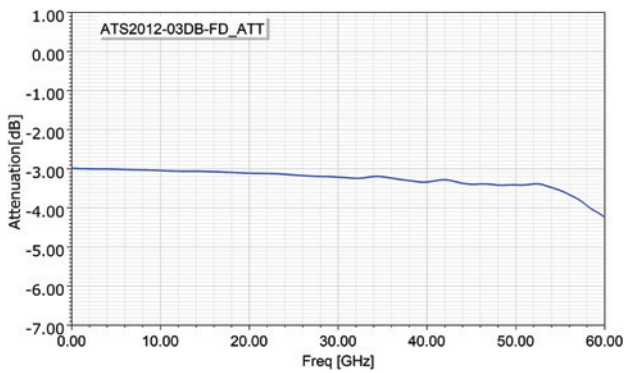
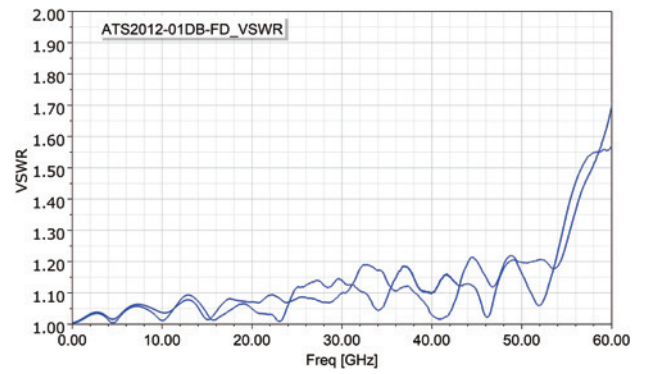
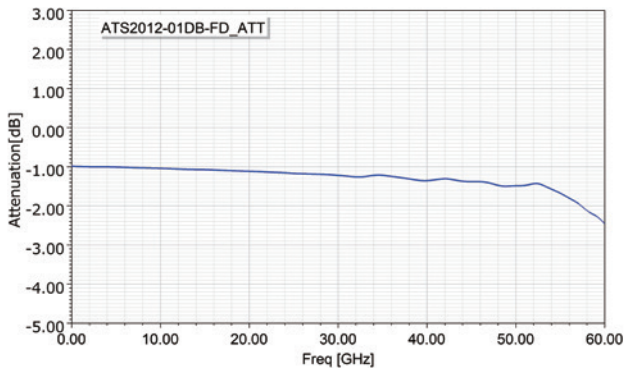
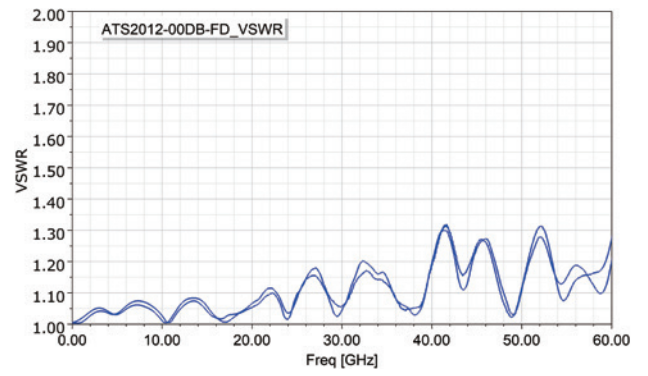
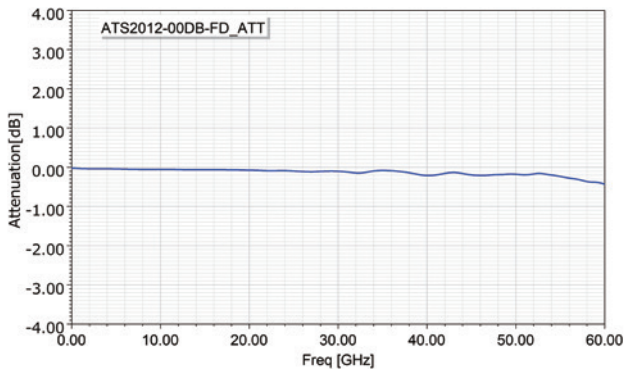
◆ High frequency characteristics



High frequency surface mount components

ATS-FD series

◆ High frequency characteristics



Mouser Electronics

Authorized Distributor

Click to View Pricing, Inventory, Delivery & Lifecycle Information:

Susumu:

[ATS2012-0DB-T05](#) [ATS2012-0DB-T1](#) [ATS2012-10DB-T05](#) [ATS2012-10DB-T1](#) [ATS2012-1DB-T05](#) [ATS2012-1DB-T1](#) [ATS2012-8DB-T05](#) [ATS2012-8DB-T1](#) [ATS2012-9DB-T05](#) [ATS2012-9DB-T1](#) [ATS2012-5DB-T05](#) [ATS2012-5DB-T1](#) [ATS2012-6DB-T05](#) [ATS2012-6DB-T1](#) [ATS2012-7DB-T05](#) [ATS2012-7DB-T1](#) [ATS2012-2DB-T05](#) [ATS2012-2DB-T1](#) [ATS2012-3DB-T05](#) [ATS2012-3DB-T1](#) [ATS2012-4DB-T05](#) [ATS2012-4DB-T1](#) [ATS2012-05DB-FD-T05](#) [ATS2012-05DB-FD-T1](#) [ATS2012-06DB-FD-T1](#) [ATS2012-01DB-FD-T1](#) [ATS2012-09DB-FD-T05](#) [ATS2012-01DB-FD-T05](#) [ATS2012-08DB-FD-T1](#) [ATS2012-09DB-FD-T1](#) [ATS2012-06DB-FD-T05](#) [ATS2012-00DB-FD-T1](#) [ATS2012-08DB-FD-T05](#) [ATS2012-00DB-FD-T05](#) [ATS2012-10DB-FD-T05](#) [ATS2012-04DB-FD-T05](#) [ATS2012-07DB-FD-T1](#) [ATS2012-07DB-FD-T05](#) [ATS2012-04DB-FD-T1](#) [ATS2012-02DB-FD-T05](#) [ATS2012-03DB-FD-T05](#) [ATS2012-02DB-FD-T1](#) [ATS2012-03DB-FD-T1](#) [ATS2012-10DB-FD-T1](#)