

PIN Power Inductor RCH-110



Halogen Free



Description

- Ferrite drum core construction.
- Magnetically unshielded.
- L × W × H: 10.5 × 10.5 × 10.5mm Max.
- Product weight: 3.1g(Ref.)
- Moisture Sensitivity Level: 1
- RoHS compliance.
- Halogen Free available.

Environmental Data

- Operating temperature range: -40°C~+100°C (including coil's self temperature rise)
- Storage temperature range: -40°C~+100°C

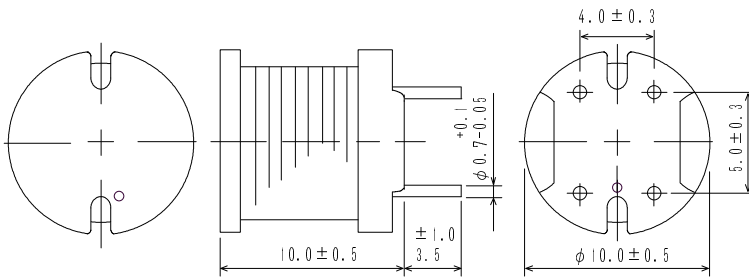
Packaging

- Box packaging.

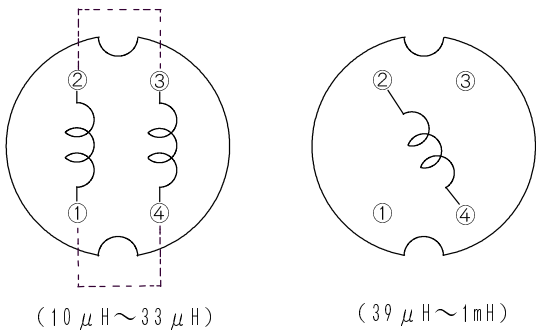
Applications

- Ideally used in Printers, LCD TV, DVD, Copy Machine, Mainboard of the compounding machines etc. as DC-DC Converter inductors.

Dimension - [mm]



Schematics - [mm]



PIN Power Inductor RCH-110



Electrical Characteristics

PART NO.	STAMP	INDUCTANCE [WITHIN] ※1	D.C.R. (Ω) [MAX.] (at20°C)	RATED CURRENT (A)※2	S.R.F. (MHz) TYP.
RCH110NP-100M	100M	10 μ H \pm 20%	0.022	5.3	14
RCH110NP-120M	120M	12 μ H \pm 20%	0.023	4.9	11
RCH110NP-150M	150M	15 μ H \pm 20%	0.026	4.4	7.7
RCH110NP-180M	180M	18 μ H \pm 20%	0.033	4.0	7.1
RCH110NP-220M	220M	22 μ H \pm 20%	0.037	3.6	6.8
RCH110NP-270M	270M	27 μ H \pm 20%	0.048	3.3	6.1
RCH110NP-330K	330K	33 μ H \pm 10%	0.055	2.9	6.0
RCH110NP-390K	390K	39 μ H \pm 10%	0.073	2.7	8.6
RCH110NP-470K	470K	47 μ H \pm 10%	0.083	2.5	8.1
RCH110NP-560K	560K	56 μ H \pm 10%	0.092	2.3	7.6
RCH110NP-680K	680K	68 μ H \pm 10%	0.12	2.1	6.3
RCH110NP-820K	820K	82 μ H \pm 10%	0.14	1.9	6.0
RCH110NP-101K	101K	100 μ H \pm 10%	0.16	1.7	5.7
RCH110NP-121K	121K	120 μ H \pm 10%	0.20	1.5	4.8
RCH110NP-151K	151K	150 μ H \pm 10%	0.23	1.4	4.2
RCH110NP-181K	181K	180 μ H \pm 10%	0.31	1.3	3.9
RCH110NP-221K	221K	220 μ H \pm 10%	0.34	1.1	3.8
RCH110NP-271K	271K	270 μ H \pm 10%	0.40	1.0	3.4
RCH110NP-331K	331K	330 μ H \pm 10%	0.52	0.93	2.8
RCH110NP-391K	391K	390 μ H \pm 10%	0.65	0.86	2.7
RCH110NP-471K	471K	470 μ H \pm 10%	0.71	0.78	2.5
RCH110NP-561K	561K	560 μ H \pm 10%	1.0	0.71	2.2
RCH110NP-681K	681K	680 μ H \pm 10%	1.1	0.65	2.1
RCH110NP-821K	821K	820 μ H \pm 10%	1.3	0.59	2.0
RCH110NP-102K	102K	1.0 mH \pm 10%	1.7	0.53	1.7

※1. Inductance measuring condition : at 1.0kHz

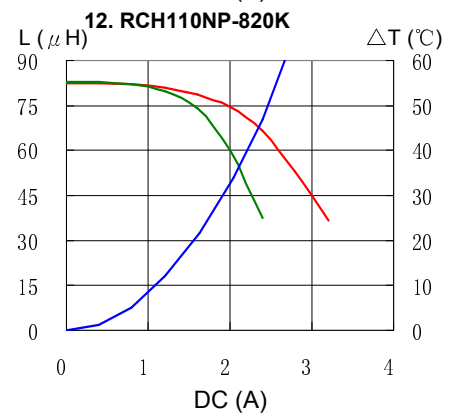
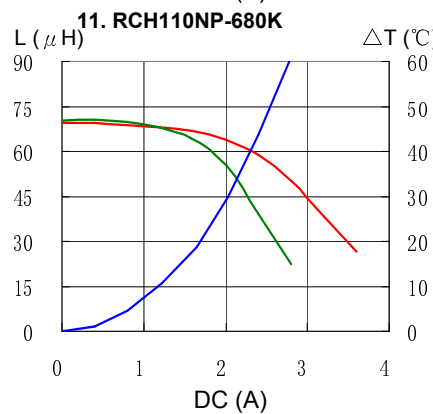
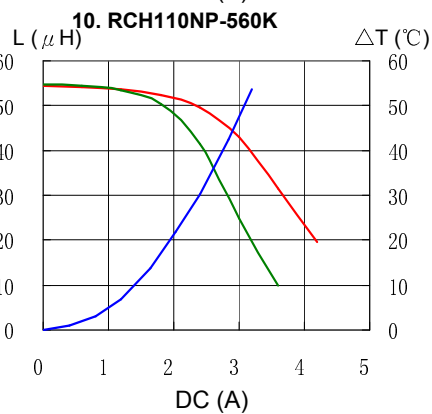
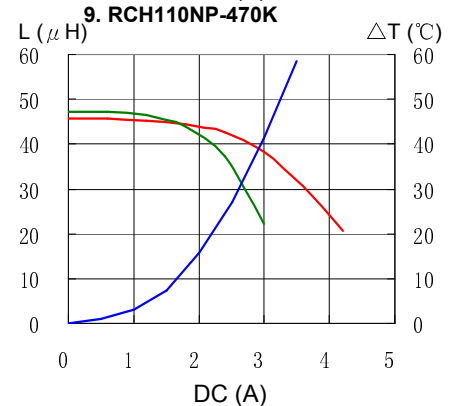
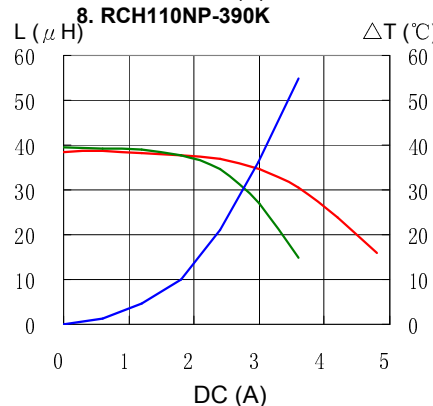
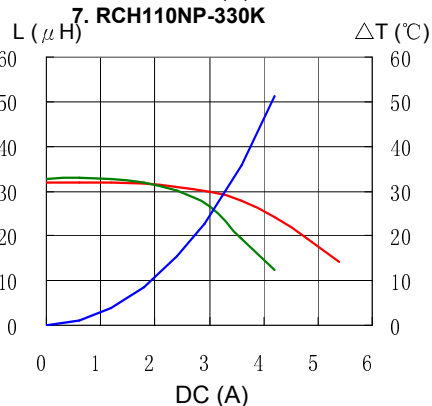
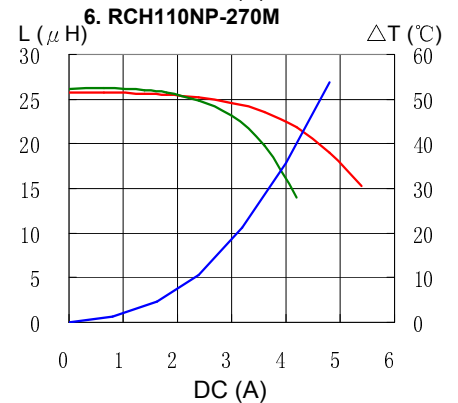
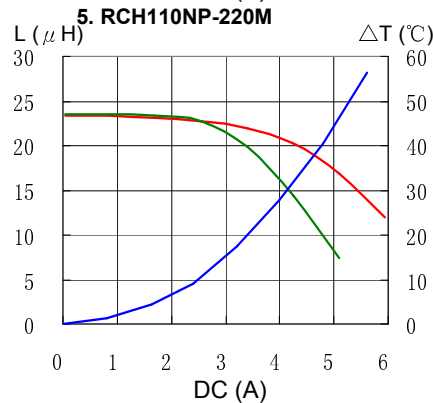
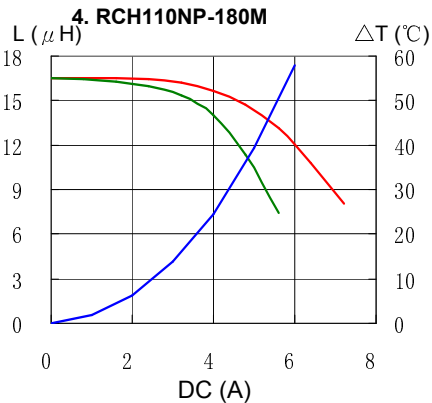
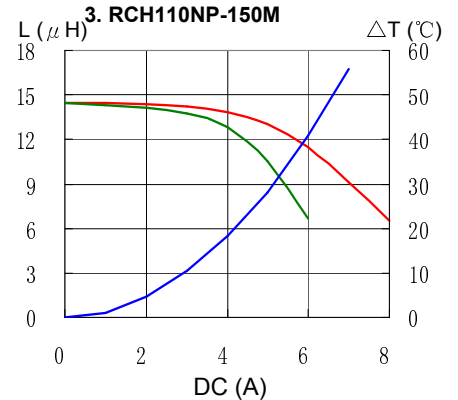
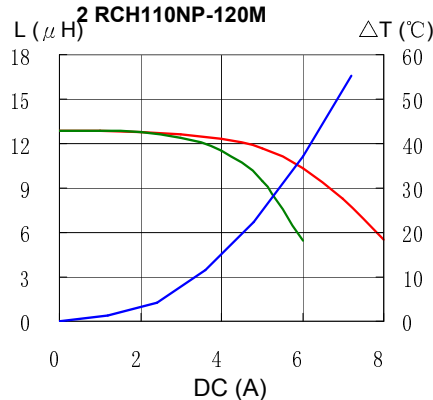
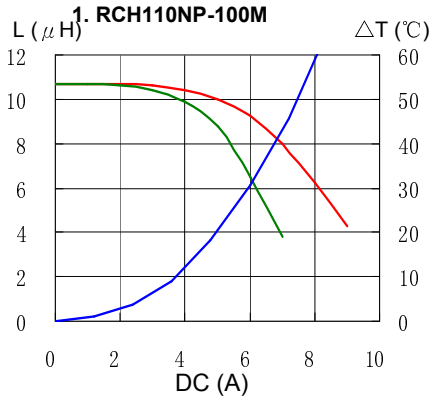
※2. This indicates the value of current when the inductance 10% lower than its initial value or D.C current when $\Delta T=40^{\circ}\text{C}$, whichever is lower ($T_a=20^{\circ}\text{C}$).

PIN Power Inductor RCH-110



Saturation Current & Temperature Rise Graph

— L (20°C) — L (100°C) — ΔT

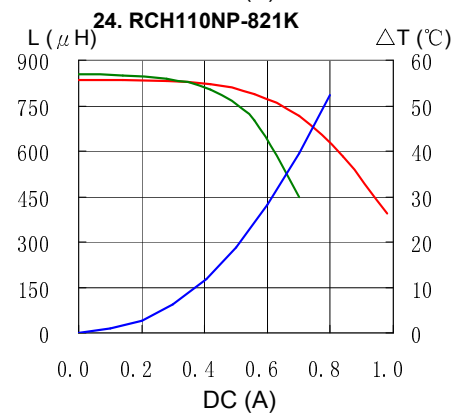
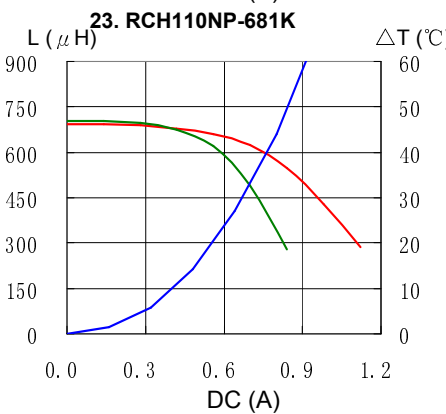
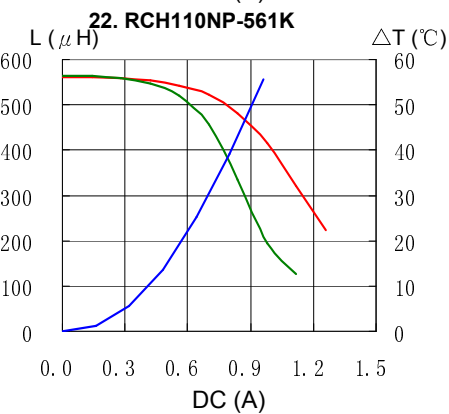
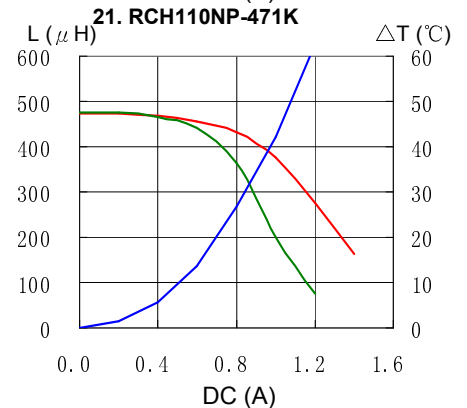
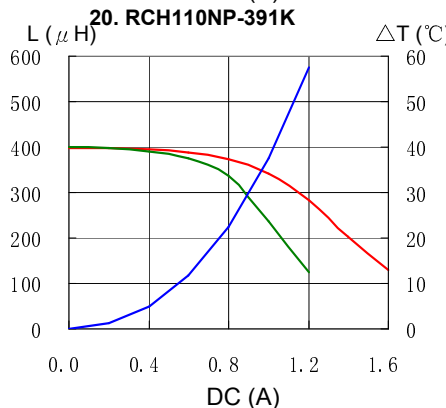
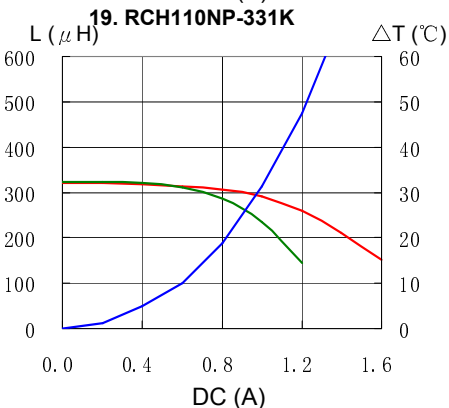
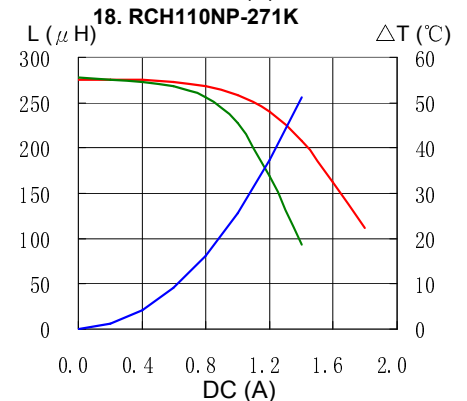
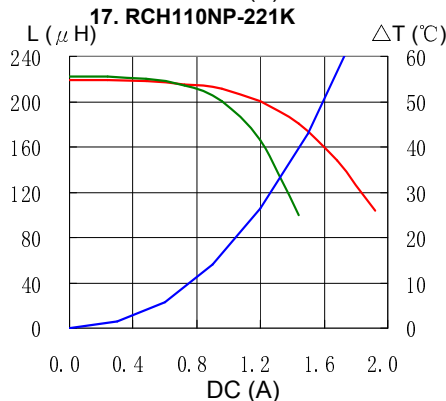
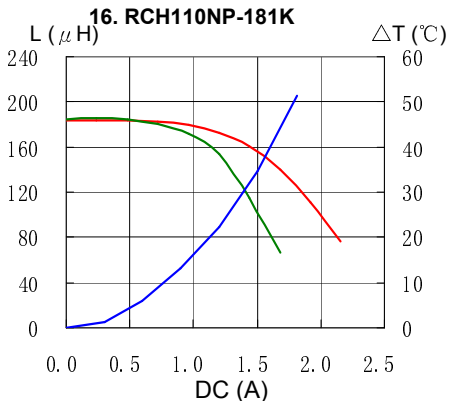
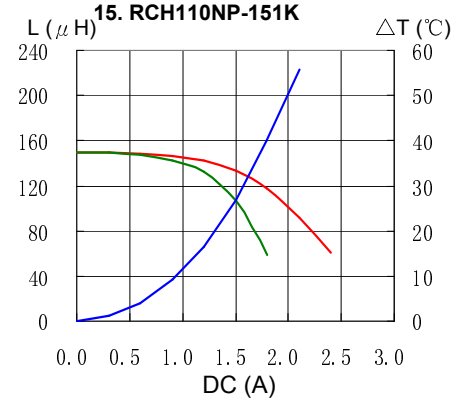
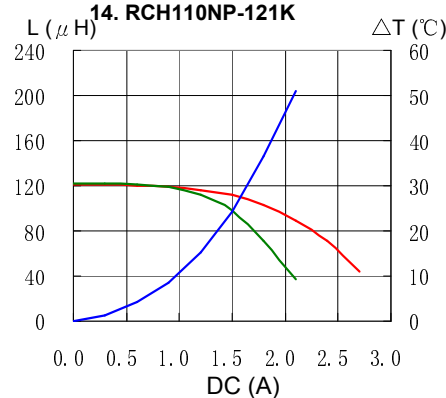
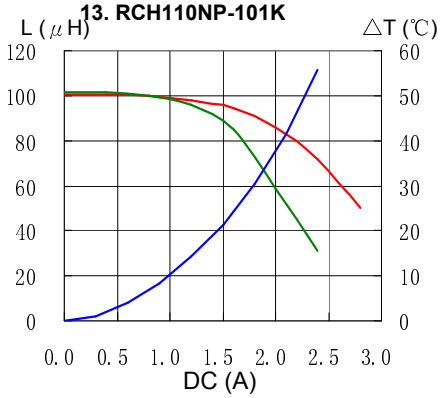


PIN Power Inductor RCH-110



Saturation Current & Temperature Rise Graph

— L (20°C) — L (100°C) — ΔT

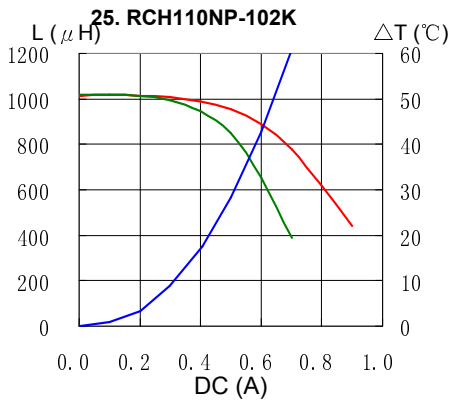


PIN Power Inductor RCH-110



Saturation Current & Temperature Rise Graph

— L (20°C) — L (100°C) — ΔT



Please refer to the sales offices on our website - <http://www.sumida.com>

Hong Kong

Tel.+852-2880-6781
FAX.+852-2565-9600
sales@hk.sumida.com

Saitama(Japan)

Tel.+81-48-691-7300
FAX.+81-48-691-7340
sales@jp.sumida.com

Chicago

Tel.+1-847-545-6700
FAX. +1-847-545-6720
sales@us.sumida.com

Shanghai

Tel.+86-21-5836-3299
FAX.+86-21-5836-3266
shanghai.sales@cn.sumida.com

Seoul

Tel.+82-2-6237-0777
FAX.+82-2-6237-0778
sales@kr.sumida.com

Oberzell

Tel.+49-8591-937-0
FAX. +49-8591-937-103
contact@eu.sumida.com

Shenzhen

Tel.+86-755-8291-0228
FAX.+86-755-8291-0338
shenzhen.sales@cn.sumida.com

Singapore

Tel.+65-6296-3388
FAX.+65-6841-4426
sales@sg.sumida.com

Neumarkt

Tel.+49-9181-4509-110
FAX. +49-9181-4509-310
infocomp@eu.sumida.com

Taipei

Tel.+886-2-8751-2737
FAX.+886-2-8751-2738
sales@tw.sumida.com

San Jose

Tel.+1-408-321-9660
FAX.+1-408-321-9308
sales@us.sumida.com

Mouser Electronics

Authorized Distributor

Click to View Pricing, Inventory, Delivery & Lifecycle Information:

Sumida:

[RCH110NP-331K](#) [RCH110NP-221K](#) [RCH110NP-100M](#)