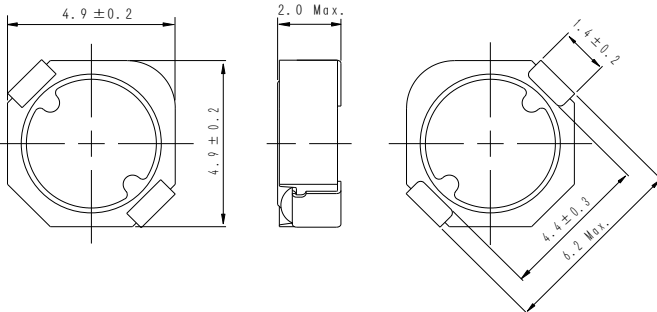


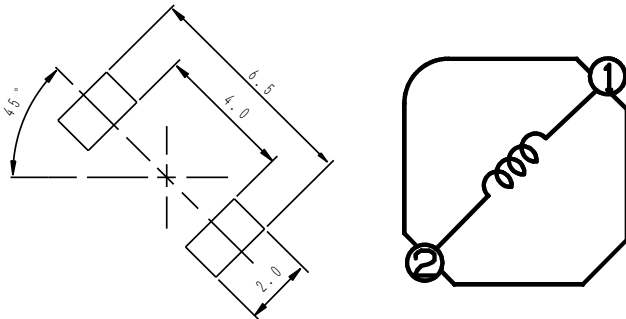
SMD Power Inductor CDRH4D18C/LD



Dimension - [mm]



Land pattern and Schematics - [mm]



Description

- Ferrite drum core construction.
- Magnetically shielded.
- L × W × H: 5.1 × 5.1 × 2.0 mm Max.
- Product weight: 135mg(Ref.)
- Moisture Sensitivity Level: 1
- RoHS compliance.

Environmental Data

- Operating temperature range: -40°C ~ +105°C (including coil's self temperature rise)
- Storage temperature range: -40°C ~ +105°C
- Solder reflow temperature: 260 °C peak.

Packaging

- Carrier tape and reel packaging
- 7.0" diameter reel
- 1000pcs per reel

Applications

- Ideally used in Mobile phone, PDA, MP3, HDD, DSC/DVC, Note book PC, etc as DC-DC converter inductors.



Electrical Characteristics

Part No.	Stamp	Inductance (μH) [within] ※1	D.C.R. (m Ω) Max. (Typ.) (at 20°C)	Saturation Current (A) ※2	Temperature Rise Current (A) ※3
CDRH4D18CLDNP-1R1PC	A	1.1 \pm 25%	24(19)	2.10	3.50
CDRH4D18CLDNP-2R2PC	B	2.2 \pm 25%	31(25)	1.30	2.80
CDRH4D18CLDNP-3R3PC	C	3.3 \pm 25%	49(39)	1.10	2.20
CDRH4D18CLDNP-4R7PC	D	4.7 \pm 25%	61(49)	0.90	2.00
CDRH4D18CLDNP-6R3PC	E	6.3 \pm 25%	74(59)	0.75	1.60
CDRH4D18CLDNP-100PC	F	10 \pm 25%	110(88)	0.60	1.20
CDRH4D18CLDNP-150PC	G	15 \pm 25%	151(121)	0.50	1.05
CDRH4D18CLDNP-220PC	H	22 \pm 25%	202(162)	0.42	0.90
CDRH4D18CLDNP-330PC	I	33 \pm 25%	327(262)	0.35	0.69
CDRH4D18CLDNP-470PC	J	47 \pm 25%	456(365)	0.31	0.57
CDRH4D18CLDNP-680PC	K	68 \pm 25%	632(506)	0.26	0.46
CDRH4D18CLDNP-101PC	L	100 \pm 25%	962(770)	0.20	0.35

※1. Inductance measuring condition: at 100kHz.

※2. Saturation current: The value of D.C. current when the inductance decreases to 65% of it's nominal value.

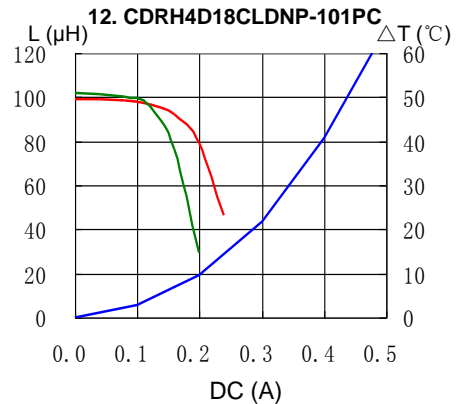
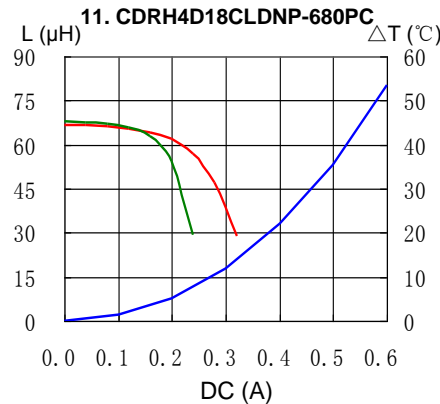
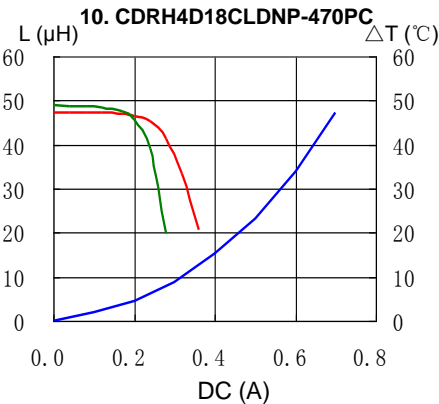
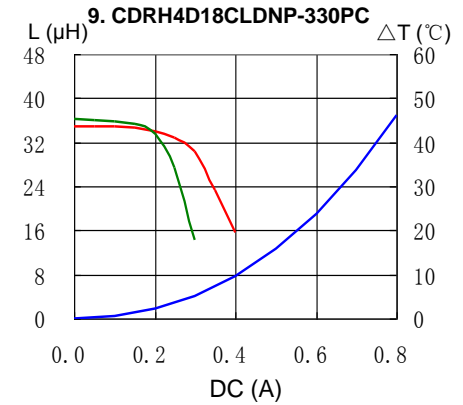
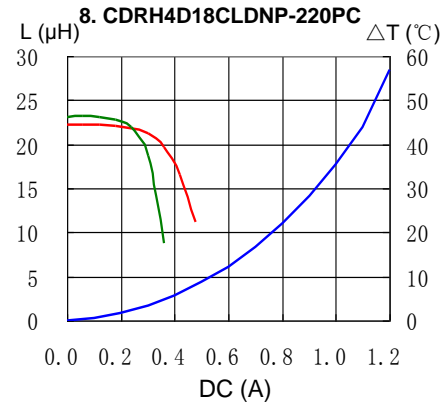
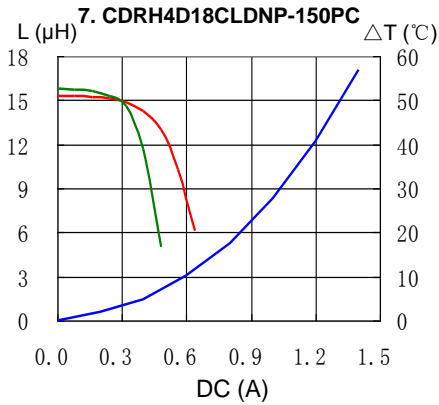
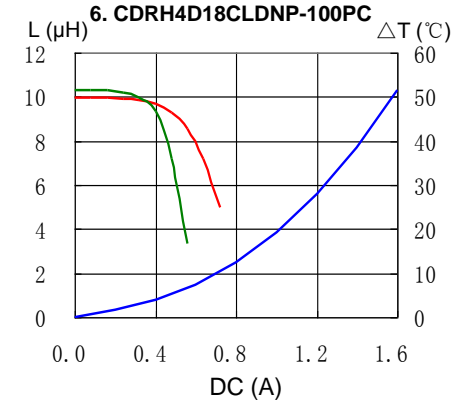
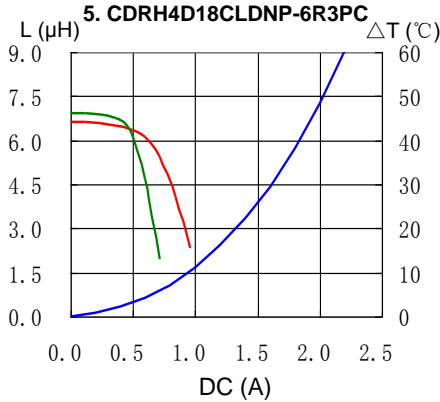
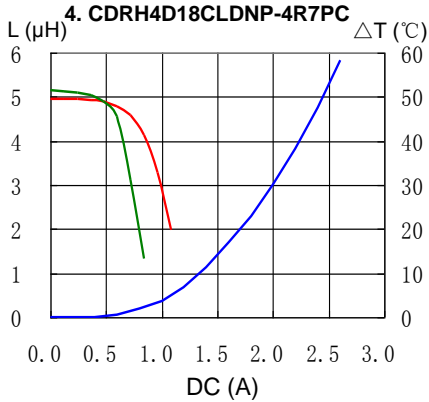
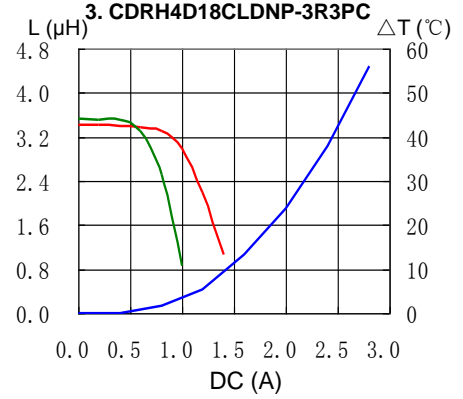
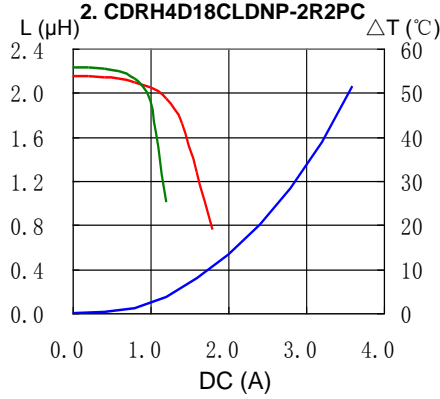
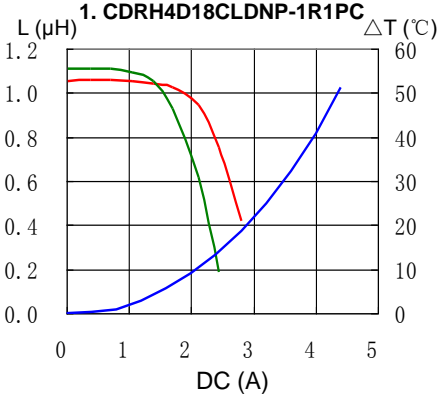
※3. Temperature rise current: The value of D.C. current when the temperature rise is $\Delta t=40^\circ\text{C}$ ($T_a=20^\circ\text{C}$).

SMD Power Inductor CDRH4D18C/LD



Saturation Current & Temperature Rise Graph

— L (20°C) — L (100°C) — ΔT

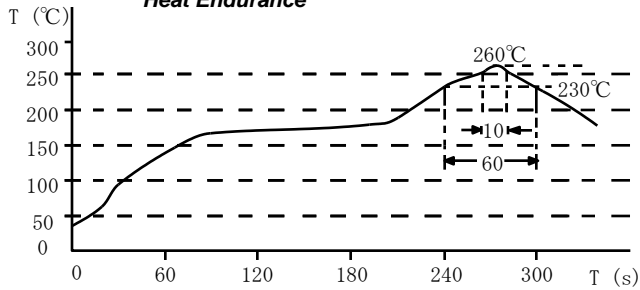


SMD Power Inductor CDRH4D18C/LD

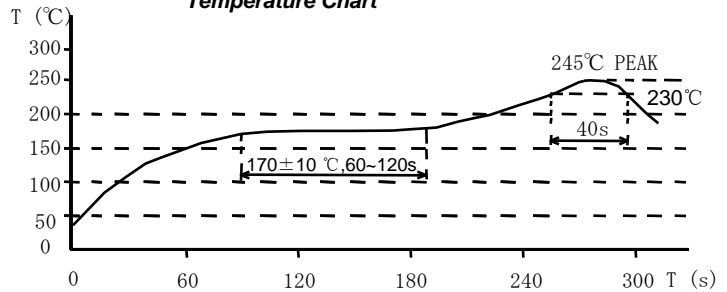


Solder Reflow Condition

Heat Endurance



Temperature Chart



Please refer to the sales offices on our website - <http://www.sumida.com>

Hong Kong

Tel.+852-2880-6781
FAX.+852-2565-9600
sales@hk.sumida.com

Saitama(Japan)

Tel.+81-48-691-7300
FAX.+81-48-691-7340
sales@jp.sumida.com

Chicago

Tel.+1-847-545-6700
FAX. +1-847-545-6720
sales@us.sumida.com

Shanghai

Tel.+86-21-5836-3299
FAX.+86-21-5836-3266
shanghai.sales@cn.sumida.com

Seoul

Tel.+82-2-6237-0777
FAX.+82-2-6237-0778
sales@kr.sumida.com

Obernzell

Tel.+49-8591-937-0
FAX. +49-8591-937-103
contact@eu.sumida.com

Shenzhen

Tel.+86-755-8291-0228
FAX.+86-755-8291-0338
shenzhen.sales@cn.sumida.com

Singapore

Tel.+65-6296-3388
FAX.+65-6841-4426
sales@sg.sumida.com

Neumarkt

Tel.+49-9181-4509-110
FAX. +49-9181-4509-310
infocomp@eu.sumida.com

Taipei

Tel.+886-2-8751-2737
FAX.+886-2-8751-2738
sales@tw.sumida.com

San Jose

Tel.+1-408-321-9660
FAX.+1-408-321-9308
sales@us.sumida.com

Mouser Electronics

Authorized Distributor

Click to View Pricing, Inventory, Delivery & Lifecycle Information:

Sumida:

[CDRH4D18CLDNP-220PC](#) [CDRH4D18CLDNP-1R1PC](#) [CDRH4D18CLDNP-150PC](#) [CDRH4D18CLDNP-470PC](#)
[CDRH4D18CLDNP-6R3PC](#) [CDRH4D18CLDNP-3R3PC](#) [CDRH4D18CLDNP-100PC](#) [CDRH4D18CLDNP-2R2PC](#)
[CDRH4D18CLDNP-330PC](#)