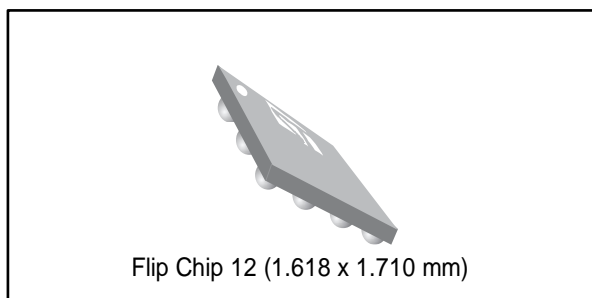


100 mA triple DC-DC converter for powering AMOLED displays

Data brief



Features

- Operating input voltage range from 2.9 V to 4.5 V
- 100 mA output current for step-up and inverting converters ($V_{IN} > 2.9$ V)
- 55 mA output current for an auxiliary step-up converter ($V_{IN} > 2.9$ V)
- 4.6 V positive step-up converter
- Programmable negative voltage from - 0.8 V to - 4.6 V default -3.0 V
- Auxiliary step-up converter positive voltage programmable step from 6.6 V to 7.6 V default 7.0 V
- Soft-start with inrush current protection
- Overtemperature protection

- True-shutdown mode
- Short-circuit protection
- Package Flip Chip 12 bumps (1.618 x 1.710 mm), 0.4 mm pitch

Applications

- Active matrix OLED power supply in portable devices
- Cellular phones, multimedia players, camcorders and digital still cameras

Description

The STOD32W is a triple DC-DC converter for AMOLED display panels. It integrates 100 mA step-up and inverting DC-DC converters plus auxiliary step-up converter. This device is particularly suitable for battery operated products, in which the major concern is overall system efficiency. Output voltages can be programmed by a dedicated pin, which implements S_{WIRE} protocol. The auxiliary step-up positive output voltage is also configured by an external pull-down resistor. Soft-start with controlled inrush current limit, thermal shutdown and short-circuit protection are integrated functions of the device.

Contents

1	Application schematic	3
2	Package information	4
	2.1 Flip Chip 12 (1.618 x 1.710 mm) package information.....	5
3	Ordering information.....	7
4	Revision history	8

1 Application schematic

Figure 1: Application schematic

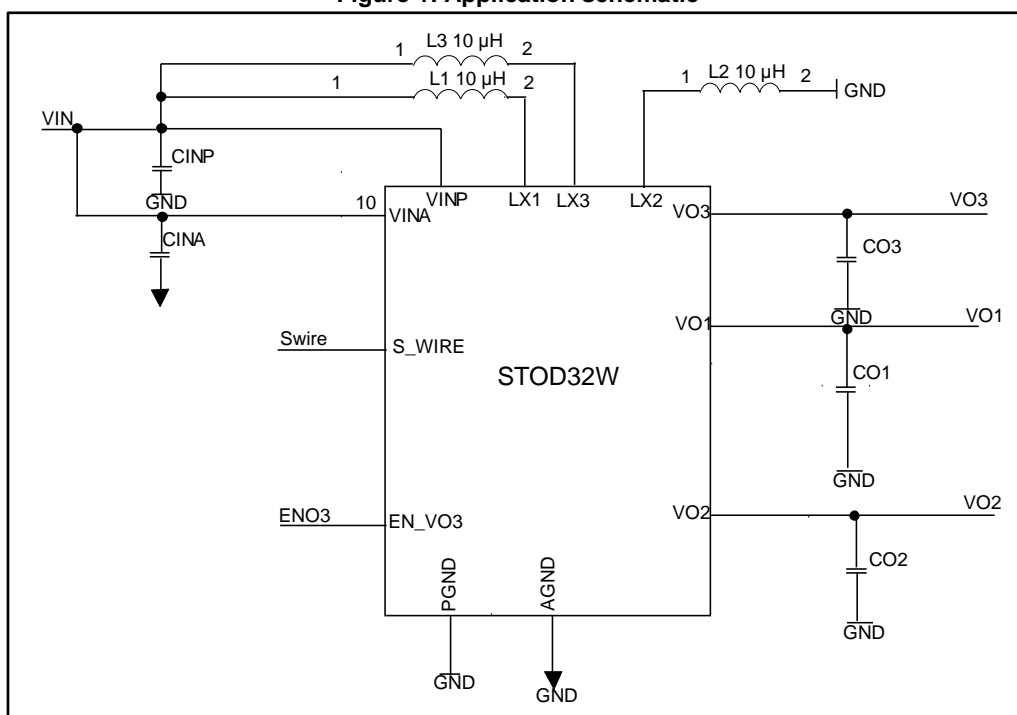


Table 1: Typical external components

Component	Manufacturer	Part Number	Value	Size	Ratings
L1, L2, L3	TOKO CYNTEC TDK	1239AS-H-100N=P2 PITB20161T-100MDR MLZ1608N100L	10 μ H	2520 1.2T 2016 1.0T 1608 0.8T	1.0 A 0.460 Ω 0.8 A 0.750 Ω 0.3 A 0.780 Ω
CINA, C1NP, CO1, CO2, CO3	SEMCO	CL10A226MP8NUN CL05A106MP5NUN	22 μ F 10 μ F	1608 1005	X5R 10 V \pm 20%



All the above components refer to the typical application performance characteristics. Operation of the device is not limited to the choice of these external components.

2 Package information

In order to meet environmental requirements, ST offers these devices in different grades of ECOPACK[®] packages, depending on their level of environmental compliance. ECOPACK[®] specifications, grade definitions and product status are available at: **www.st.com**. ECOPACK[®] is an ST trademark.

2.1 Flip Chip 12 (1.618 x 1.710 mm) package information

Figure 2: Flip Chip 12 (1.618 x 1.710 mm) package outline

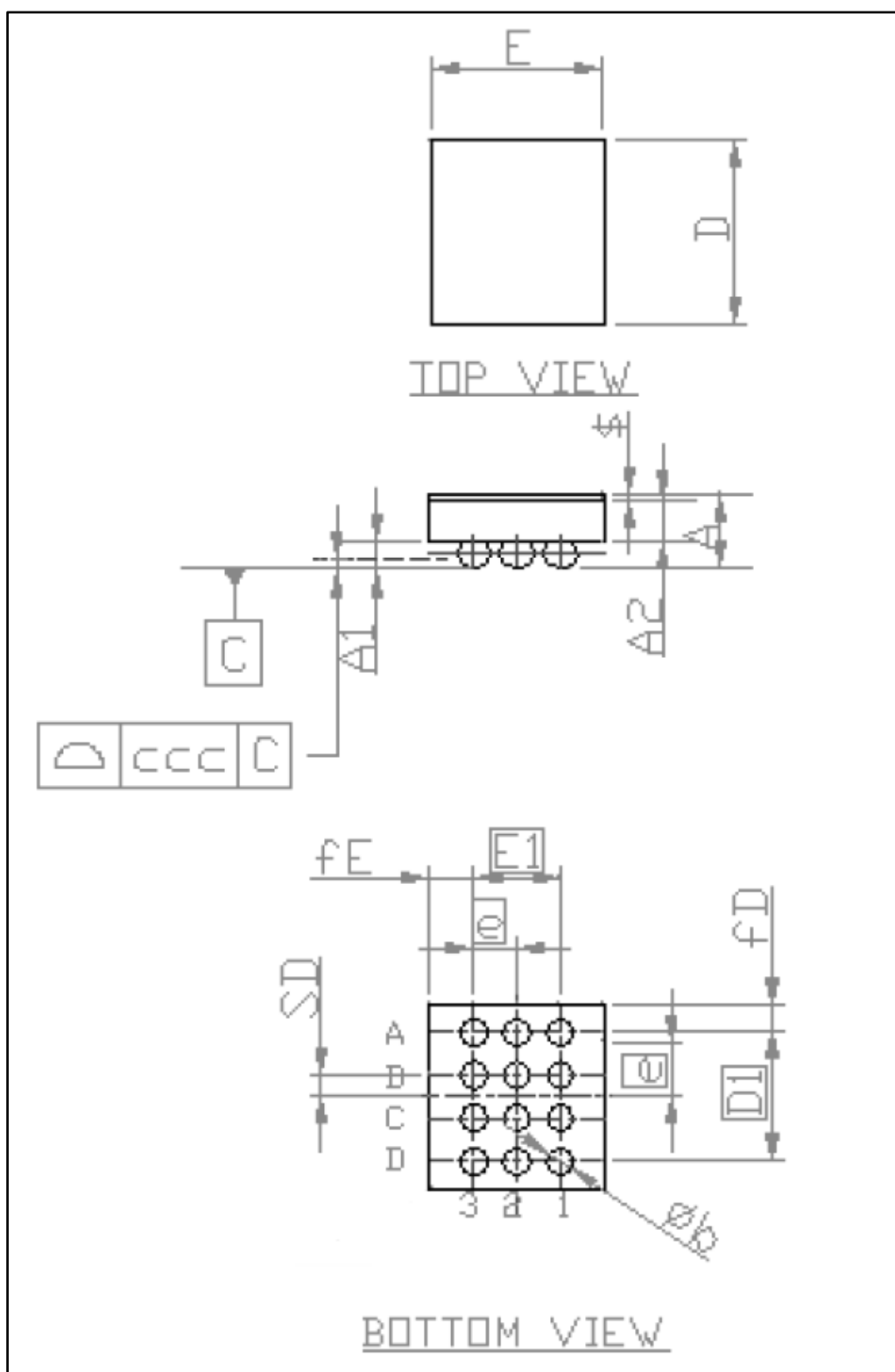
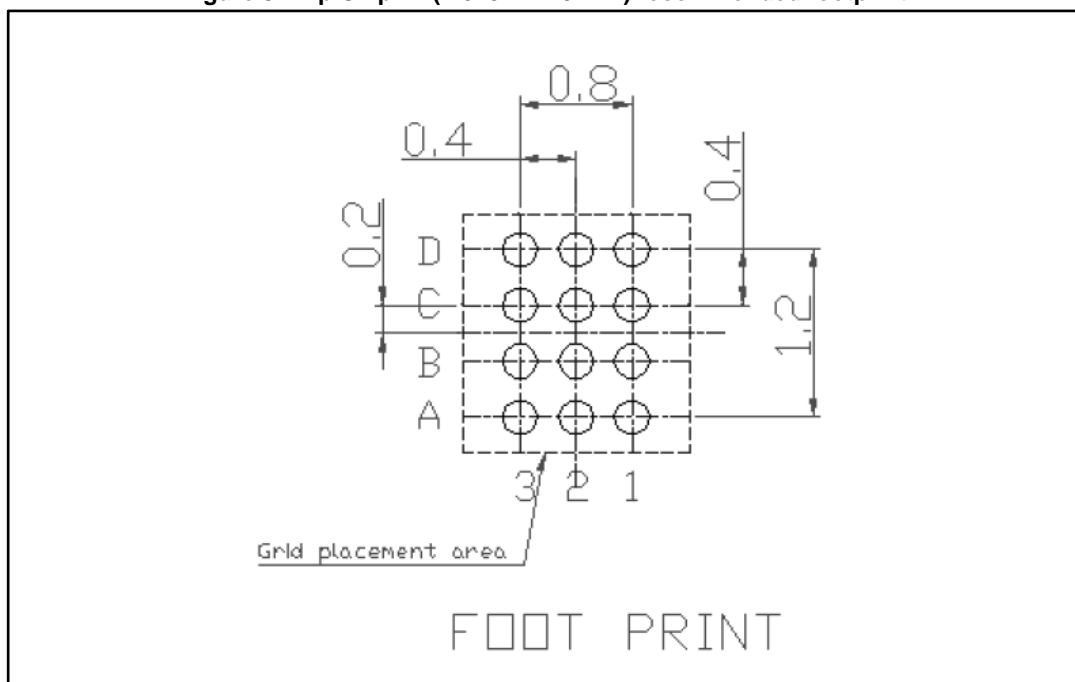


Table 2: Flip Chip 12 (1.618x1.710 mm) package mechanical data

Dim.	mm		
	Min.	Typ.	Max.
A	0.49	0.55	0.61
A1	0.17	0.20	0.23
A2	0.27	0.30	0.33
b	0.23	0.26	0.29
D	1.68	1.71	1.74
D1		1.20	
E	1.588	1.618	1.648
E1		0.80	
e		0.40	
fD		0.255	
fE		0.409	
SD		0.20	
ccc		0.08	
\$		0.05	

Figure 3: Flip Chip 12 (1.618x1.710 mm) recommended footprint



All dimensions are in mm.

3 Ordering information

Table 3: Ordering information

Order code	Negative voltage	Auxiliary positive voltage	Package	Packing
STOD32WJR	-0.8 to -4.6 V	6.6 to 7.6 V	Flip Chip 12 (1.618 x 1.710 mm)	5000 samples per reel

4 Revision history

Table 4: Document revision history

Date	Revision	Changes
04-Jun-2014	1	Initial release.
21-Sep-2015	2	Updated the figure titled “Application schematic” and the table titled “Typical external components”.

IMPORTANT NOTICE – PLEASE READ CAREFULLY

STMicroelectronics NV and its subsidiaries ("ST") reserve the right to make changes, corrections, enhancements, modifications, and improvements to ST products and/or to this document at any time without notice. Purchasers should obtain the latest relevant information on ST products before placing orders. ST products are sold pursuant to ST's terms and conditions of sale in place at the time of order acknowledgement.

Purchasers are solely responsible for the choice, selection, and use of ST products and ST assumes no liability for application assistance or the design of Purchasers' products.

No license, express or implied, to any intellectual property right is granted by ST herein.

Resale of ST products with provisions different from the information set forth herein shall void any warranty granted by ST for such product.

ST and the ST logo are trademarks of ST. All other product or service names are the property of their respective owners.

Information in this document supersedes and replaces information previously supplied in any prior versions of this document.

© 2015 STMicroelectronics – All rights reserved

Mouser Electronics

Authorized Distributor

Click to View Pricing, Inventory, Delivery & Lifecycle Information:

[STMicroelectronics:](#)

[STOD32WJR](#)