

SILICON PNP SWITCHING TRANSISTOR

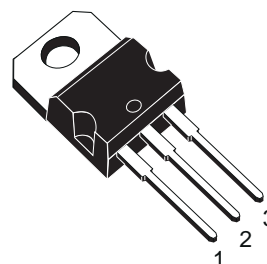
- STMicroelectronics PREFERRED SALESTYPE
- PNP TRANSISTOR

APPLICATIONS:

- LINEAR AND SWITCHING INDUSTRIAL EQUIPMENT

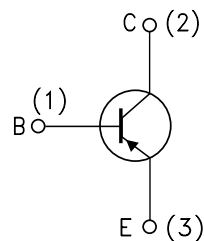
DESCRIPTION

The 2N6111 is an Epitaxial-Base PNP silicon transistor in Jedec TO-220 plastic package. It is intended for a wide variety of medium power switching and linear applications.



TO-220

INTERNAL SCHEMATIC DIAGRAM



SC08810

ABSOLUTE MAXIMUM RATINGS

Symbol	Parameter	Value	Unit
V_{CBO}	Collector-Base Voltage ($I_E = 0$)	-40	V
V_{CEX}	Collector-Emitter Voltage ($R_{BE} = 100 \Omega$)	-40	V
V_{CEO}	Collector-Emitter Voltage ($I_B = 0$)	-30	V
V_{EBO}	Emitter-Base Voltage ($I_C = 0$)	-5	V
I_C	Collector Current	-7	A
I_B	Base Current	-3	A
P_{tot}	Total Dissipation at $T_c = 25^\circ\text{C}$	40	W
T_{stg}	Storage Temperature	-65 to 150	$^\circ\text{C}$
T_j	Max. Operating Junction Temperature	150	$^\circ\text{C}$

THERMAL DATA

R _{thj-case}	Thermal Resistance Junction-case	Max	3.12	°C/W
R _{thj-amb}	Thermal Resistance Junction-ambient	Max	70	°C/W

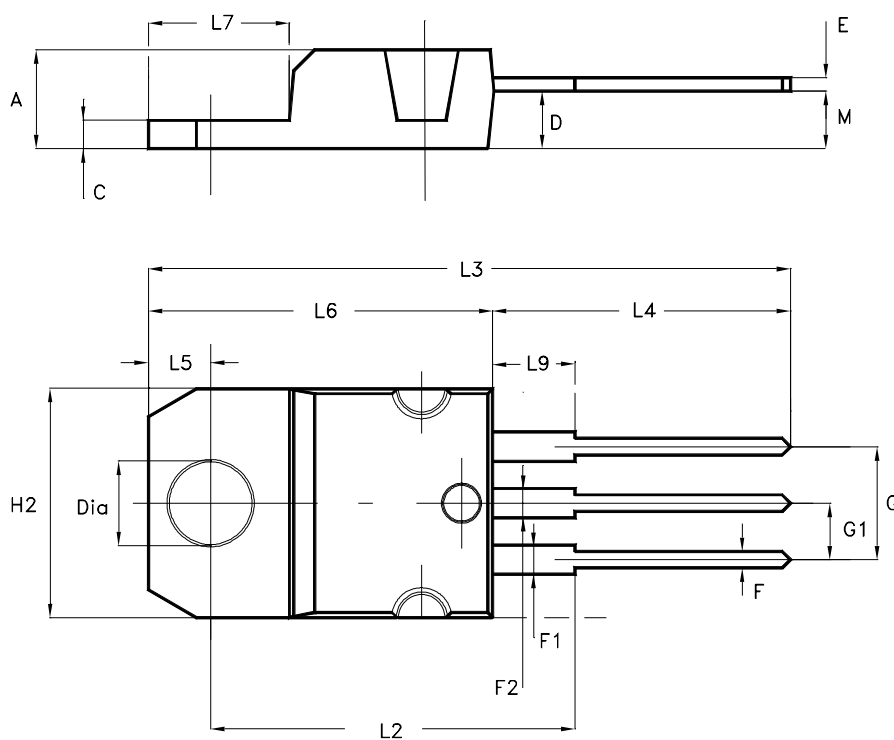
ELECTRICAL CHARACTERISTICS (T_{case} = 25 °C unless otherwise specified)

Symbol	Parameter	Test Conditions	Min.	Typ.	Max.	Unit
I _{CEX}	Collector Cut-off Current (V _{BE} = - 1.5V)	V _{CE} = -40 V V _{CE} = -30 V T _C = 150 °C			-0.1 -2	mA mA
I _{CEO}	Collector Cut-off Current (I _B = 0)	V _{CE} = -20 V			-1	mA
I _{EBO}	Emitter Cut-off Current (I _C = 0)	V _{EB} = -5 V			-1	mA
V _{CEO(sus)*}	Collector-Emitter Sustaining Voltage (I _B = 0)	I _C = -0.1 A	-30			V
V _{CER(sus)*}	Collector-Emitter Sustaining Voltage (I _C = 0)	I _C = -0.1 A R _{BE} = 100 Ω	-40			V
V _{CE(sat)*}	Collector-Emitter Saturation Voltage	I _C = -2 A I _B = -0.2 A I _C = -7 A I _B = -3.0 A			-1 -3.5	V V
V _{BE(on)*}	Base-Emitter Voltage	I _C = -2 A V _{CE} = -4 V I _C = -7 A V _{CE} = -4 V			-5 -3	V V
h _{FE*}	DC Current Gain	I _C = -3 A V _{CE} = -4 V I _C = -7 A V _{CE} = -4 V	30 2.3		150	
h _{fe}	Small Signal Current Gain	I _C = -0.5 A V _{CE} = -4 V f = 50 KHz	20			
f _T	Transition-Frequency	I _C = -0.5 A V _{CE} = -4 V	4			MHz
C _{cbo}	Collector-base Capacitance	V _{CB} = -10 V f = 1 MHz			250	pF

* Pulsed: Pulse duration = 300 μs, duty cycle 1.5 %.

TO-220 MECHANICAL DATA

DIM.	mm			inch		
	MIN.	TYP.	MAX.	MIN.	TYP.	MAX.
A	4.40		4.60	0.173		0.181
C	1.23		1.32	0.048		0.052
D	2.40		2.72	0.094		0.107
E	0.49		0.70	0.019		0.027
F	0.61		0.88	0.024		0.034
F1	1.14		1.70	0.044		0.067
F2	1.14		1.70	0.044		0.067
G	4.95		5.15	0.194		0.202
G1	2.40		2.70	0.094		0.106
H2	10.00		10.40	0.394		0.409
L2		16.40			0.645	
L4	13.00		14.00	0.511		0.551
L5	2.65		2.95	0.104		0.116
L6	15.25		15.75	0.600		0.620
L7	6.20		6.60	0.244		0.260
L9	3.50		3.93	0.137		0.154
M		2.60			0.102	
DIA.	3.75		3.85	0.147		0.151



P011CI

Information furnished is believed to be accurate and reliable. However, STMicroelectronics assumes no responsibility for the consequences of use of such information nor for any infringement of patents or other rights of third parties which may result from its use. No license is granted by implication or otherwise under any patent or patent rights of STMicroelectronics. Specification mentioned in this publication are subject to change without notice. This publication supersedes and replaces all information previously supplied. STMicroelectronics products are not authorized for use as critical components in life support devices or systems without express written approval of STMicroelectronics.

The ST logo is a trademark of STMicroelectronics.

All other names are the property of their respective owners.

© 2003 STMicroelectronics – All Rights reserved

STMicroelectronics GROUP OF COMPANIES

Australia - Belgium - Brazil - Canada - China - Czech Republic - Finland - France - Germany - Hong Kong - India - Israel - Italy - Japan - Malaysia - Malta - Morocco - Singapore - Spain - Sweden - Switzerland - United Kingdom - United States.

<http://www.st.com>

Mouser Electronics

Authorized Distributor

Click to View Pricing, Inventory, Delivery & Lifecycle Information:

[STMicroelectronics:](#)

[2N6111](#)