


9.4 W, 15 V-5 V-3.3 V, three output isolated flyback converter for smart meter and power line systems using the VIPER26HD

Data brief



Description

The STEVAL-ISA175V1 evaluation board implements a three output isolated flyback converter specifically designed to supply the STCOMET smart meter and powerline communication system.

The board is developed using the VIPER26HD offline high-voltage converter by STMicroelectronics. The device features an 800 V avalanche-rugged power section, PWM operation at 115 kHz with frequency jittering for lower EMI, current limiting with adjustable set point, on-board soft-start, safe auto-restart after a fault condition and low standby power.

Features

- Triple output voltage: 15 V @ 0.55 A_{rms} (0.7 A peak), 3.3 V @ 200 mA and 5 V @ 100 mA
- Extended AC mains input voltage range: 90 V_{AC} to 440 V_{AC}
- Meets STCOMET smart meter and power line communication system specs
- EMC with EN55022, EN61000, EN61000-4-4, EN61000-4-5, EN61000-4-6
- RoHS compliant

The power supply provides 15 V @ 550 mA_{rms} (700 mA peak) to the power line modem (PLM) and the analog circuitry, a post-regulated 5 V @ 100 mA and a 3.3 V @ 200 mA supply through a dedicated DC-DC converter connected on the 15 V rail for digital circuitry and other low voltage parts.

The power supply is designed to operate across an extended 90 to 440 V_{AC} mains input voltage range to also be used with a phase-to-phase connection in a three-phase network.

The board can be used in a stand-alone configuration or with the dedicated STCOMET development kit and the PCB layout is specifically designed to fit inside a real meter.

1

Figure 1: Main PSU circuit schematic


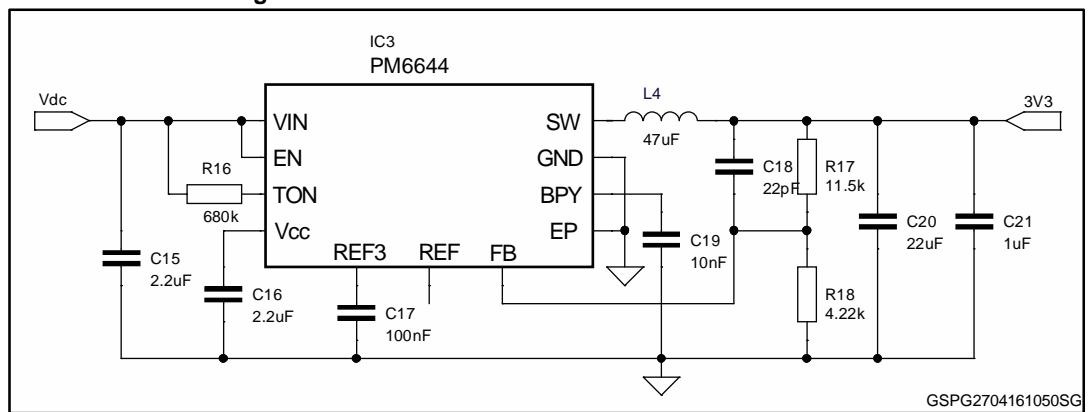


Figure 2: Dedicate DC-DC for 3V3 rail circuit schematic



2 Revision history

Table 1: Document revision history

Date	Version	Changes
29-Apr-2016	1	Initial release.

IMPORTANT NOTICE – PLEASE READ CAREFULLY

STMicroelectronics NV and its subsidiaries ("ST") reserve the right to make changes, corrections, enhancements, modifications, and improvements to ST products and/or to this document at any time without notice. Purchasers should obtain the latest relevant information on ST products before placing orders. ST products are sold pursuant to ST's terms and conditions of sale in place at the time of order acknowledgement.

Purchasers are solely responsible for the choice, selection, and use of ST products and ST assumes no liability for application assistance or the design of Purchasers' products.

No license, express or implied, to any intellectual property right is granted by ST herein.

Resale of ST products with provisions different from the information set forth herein shall void any warranty granted by ST for such product.

ST and the ST logo are trademarks of ST. All other product or service names are the property of their respective owners.

Information in this document supersedes and replaces information previously supplied in any prior versions of this document.

© 2016 STMicroelectronics – All rights reserved

Mouser Electronics

Authorized Distributor

Click to View Pricing, Inventory, Delivery & Lifecycle Information:

[STMicroelectronics:](#)

[STEVAL-ISA175V1](#)