



STEVAL-IHT006V1

Electronic thermostat for refrigerator with LED light
based on the STM8S103F2P6, ACST830-8T and VIPer16LN

Data brief


Features

- Input voltage range: 195-265 VAC, 50/60 Hz
- -12 V / -5 V 180 mA SMPS based on VIPer16LN (negative power supply)
- Standby power consumption below 170 mW at 220 VAC 50 Hz
- Maximum output power: 200 W
- 20-pin, 8-bit STM8S103F2 MCU as the main controller
- Zero-voltage switching (ZVS) to synchronize MCU events with the voltage mains
- Compressor run winding driven by the ACST8, an overvoltage-protected AC switch
- Cabinet temperature selectable using the potentiometer
- Cabinet temperature sensed by the NTC thermistor
- Three 0.5 W 100 mA LEDs as replacement of a 15 W incandescent light bulb
- Door switch input
- Standard in-circuit programming connector (SWIM - "single wire interface module")
- IEC 61000-4-4 pre-compliance test passed (burst up to 8 kV)
- IEC 61000-4-5 pre-compliance test passed (surge up to 2 kV)
- RoHS compliant

Description

The STEVAL-IHT006V1 is a low-cost demonstration board for the home appliance market. It is suitable to replace the mechanical thermostat and the incandescent light bulb in domestic refrigerators.

The system employs the 8-bit STM8S103F2 microcontroller running at 16 MHz and featuring 4 kB of Flash memory, a 10-bit A/D converter,



8/16-bit timers, communication interfaces and 640 bytes EEPROM.

The power supply circuitry is based on the VIPer16LN, an offline converter with an 800 V avalanche-rugged power section, operating at 60 kHz.

The STEVAL-IHT006V1 is designed to drive small-size or mid-size compressors up to 200 W using the ACST8, an 8 A 800 V overvoltage-protected AC switch.

Three 100 mA LEDs efficiently replace a 15 W incandescent light bulb.

The demonstration board has passed the internal tests for EMC directives: IEC 61000-4-4 (burst up to 8 kV) and IEC 61000-4-5 (surge up to 2 kV).

In standby mode, the STEVAL-IHT006V1 has a standby power consumption below 170 mW at 220 VAC 50 Hz.

1 Schematic

Figure 1. Circuit schematic - part 1

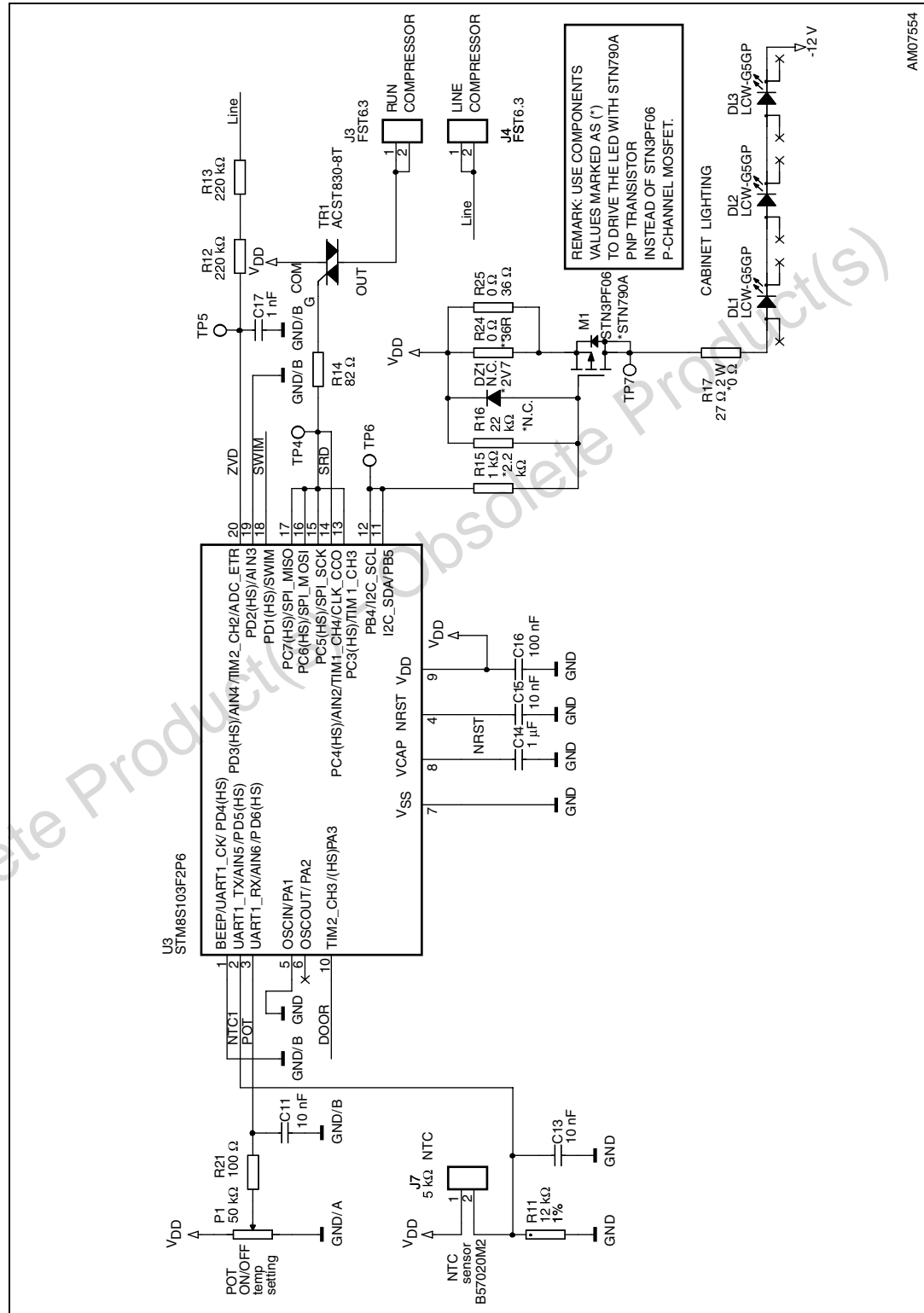
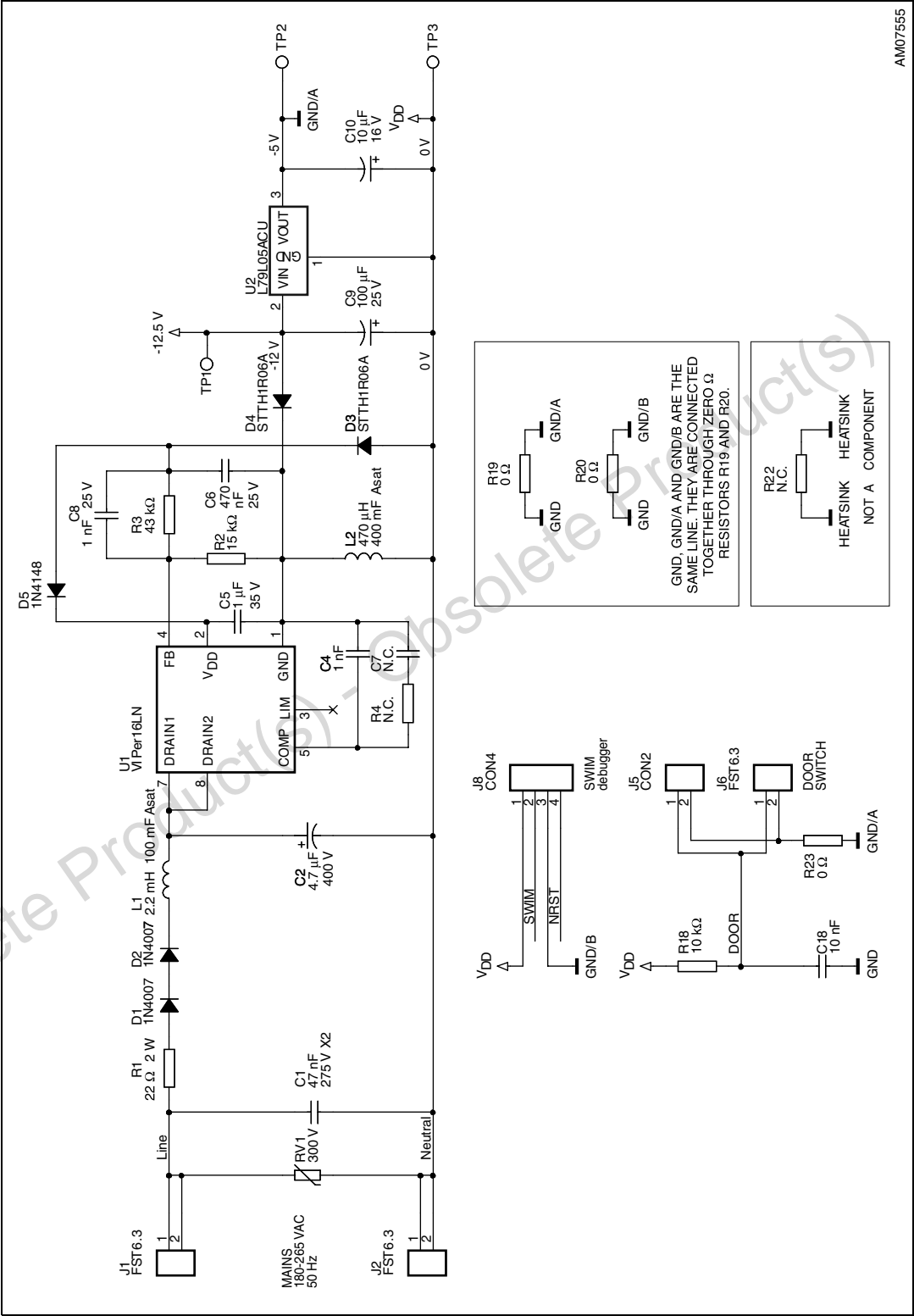


Figure 2. Circuit schematic - part 2



2 Revision history

Table 1. Document revision history

Date	Revision	Changes
10-Oct-2011	1	Initial release.
07-Dec-2011	2	<ul style="list-style-type: none">– Corrected the part number VIPER16LN in the features and description sections of the coverpage– Modified the titles of Figure 1 and 2

Please Read Carefully:

Information in this document is provided solely in connection with ST products. STMicroelectronics NV and its subsidiaries ("ST") reserve the right to make changes, corrections, modifications or improvements, to this document, and the products and services described herein at any time, without notice.

All ST products are sold pursuant to ST's terms and conditions of sale.

Purchasers are solely responsible for the choice, selection and use of the ST products and services described herein, and ST assumes no liability whatsoever relating to the choice, selection or use of the ST products and services described herein.

No license, express or implied, by estoppel or otherwise, to any intellectual property rights is granted under this document. If any part of this document refers to any third party products or services it shall not be deemed a license grant by ST for the use of such third party products or services, or any intellectual property contained therein or considered as a warranty covering the use in any manner whatsoever of such third party products or services or any intellectual property contained therein.

UNLESS OTHERWISE SET FORTH IN ST'S TERMS AND CONDITIONS OF SALE ST DISCLAIMS ANY EXPRESS OR IMPLIED WARRANTY WITH RESPECT TO THE USE AND/OR SALE OF ST PRODUCTS INCLUDING WITHOUT LIMITATION IMPLIED WARRANTIES OF MERCHANTABILITY, FITNESS FOR A PARTICULAR PURPOSE (AND THEIR EQUIVALENTS UNDER THE LAWS OF ANY JURISDICTION), OR INFRINGEMENT OF ANY PATENT, COPYRIGHT OR OTHER INTELLECTUAL PROPERTY RIGHT.

UNLESS EXPRESSLY APPROVED IN WRITING BY TWO AUTHORIZED ST REPRESENTATIVES, ST PRODUCTS ARE NOT RECOMMENDED, AUTHORIZED OR WARRANTED FOR USE IN MILITARY, AIR CRAFT, SPACE, LIFE SAVING, OR LIFE SUSTAINING APPLICATIONS, NOR IN PRODUCTS OR SYSTEMS WHERE FAILURE OR MALFUNCTION MAY RESULT IN PERSONAL INJURY, DEATH, OR SEVERE PROPERTY OR ENVIRONMENTAL DAMAGE. ST PRODUCTS WHICH ARE NOT SPECIFIED AS "AUTOMOTIVE GRADE" MAY ONLY BE USED IN AUTOMOTIVE APPLICATIONS AT USER'S OWN RISK.

Resale of ST products with provisions different from the statements and/or technical features set forth in this document shall immediately void any warranty granted by ST for the ST product or service described herein and shall not create or extend in any manner whatsoever, any liability of ST.

ST and the ST logo are trademarks or registered trademarks of ST in various countries.

Information in this document supersedes and replaces all information previously supplied.

The ST logo is a registered trademark of STMicroelectronics. All other names are the property of their respective owners.

© 2011 STMicroelectronics - All rights reserved

STMicroelectronics group of companies

Australia - Belgium - Brazil - Canada - China - Czech Republic - Finland - France - Germany - Hong Kong - India - Israel - Italy - Japan - Malaysia - Malta - Morocco - Philippines - Singapore - Spain - Sweden - Switzerland - United Kingdom - United States of America

www.st.com

Mouser Electronics

Authorized Distributor

Click to View Pricing, Inventory, Delivery & Lifecycle Information:

[STMicroelectronics:](#)

[STEVAL-IHT006V1](#)