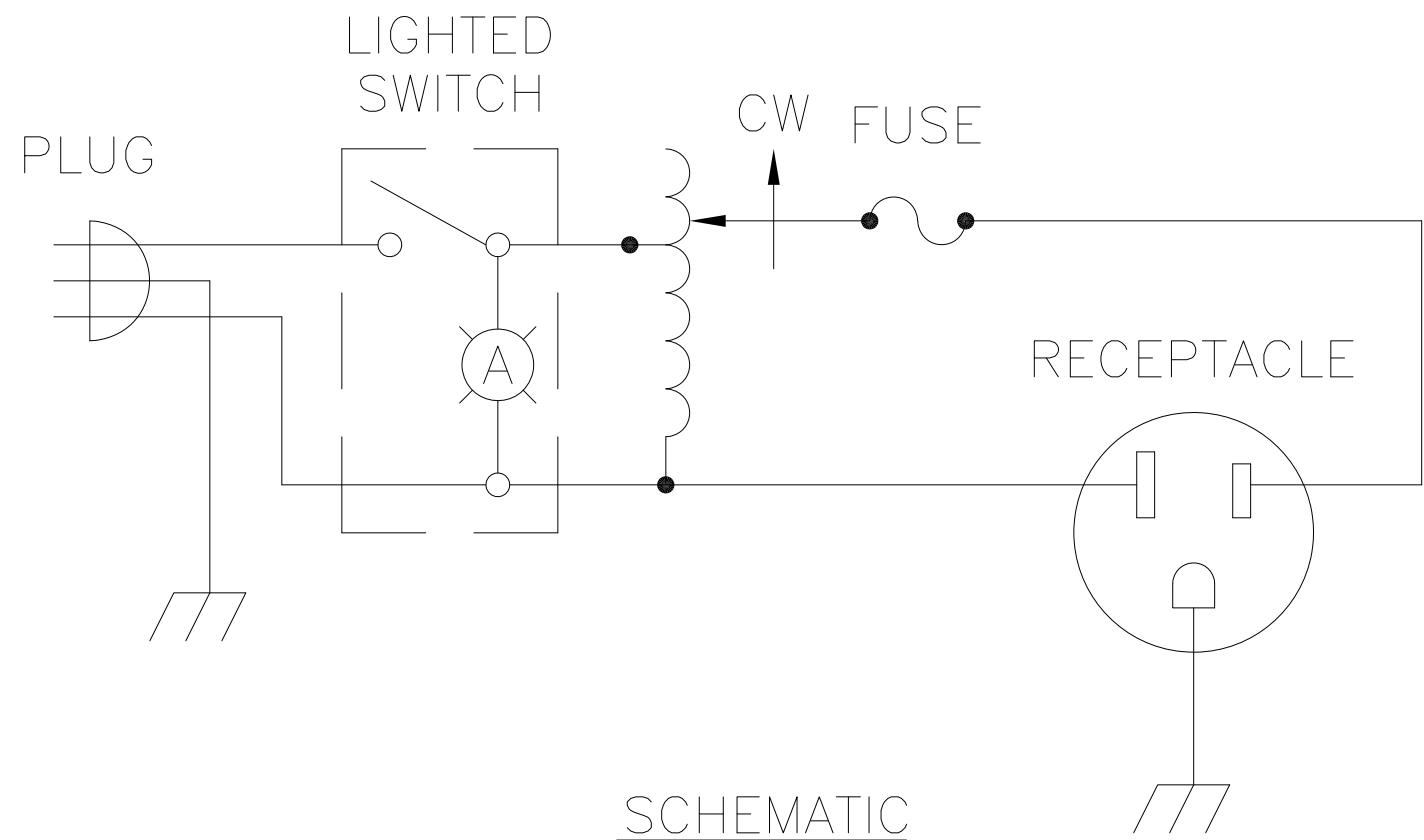
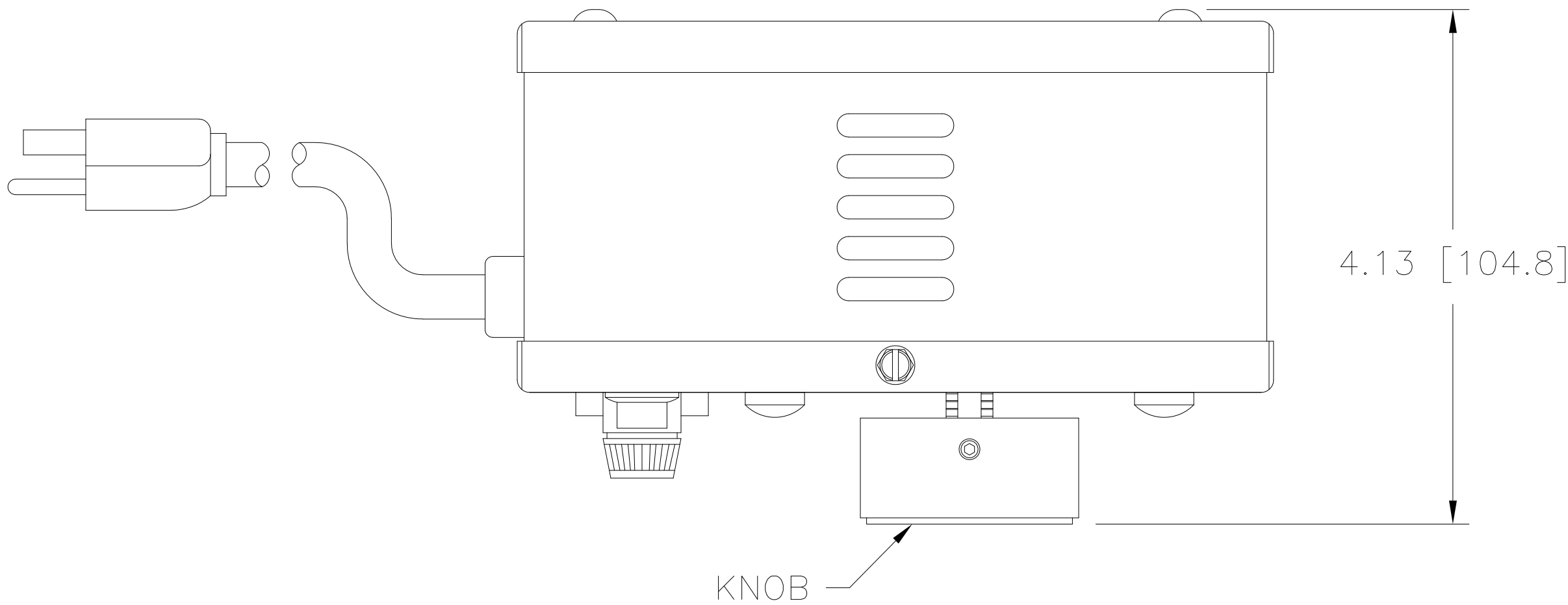
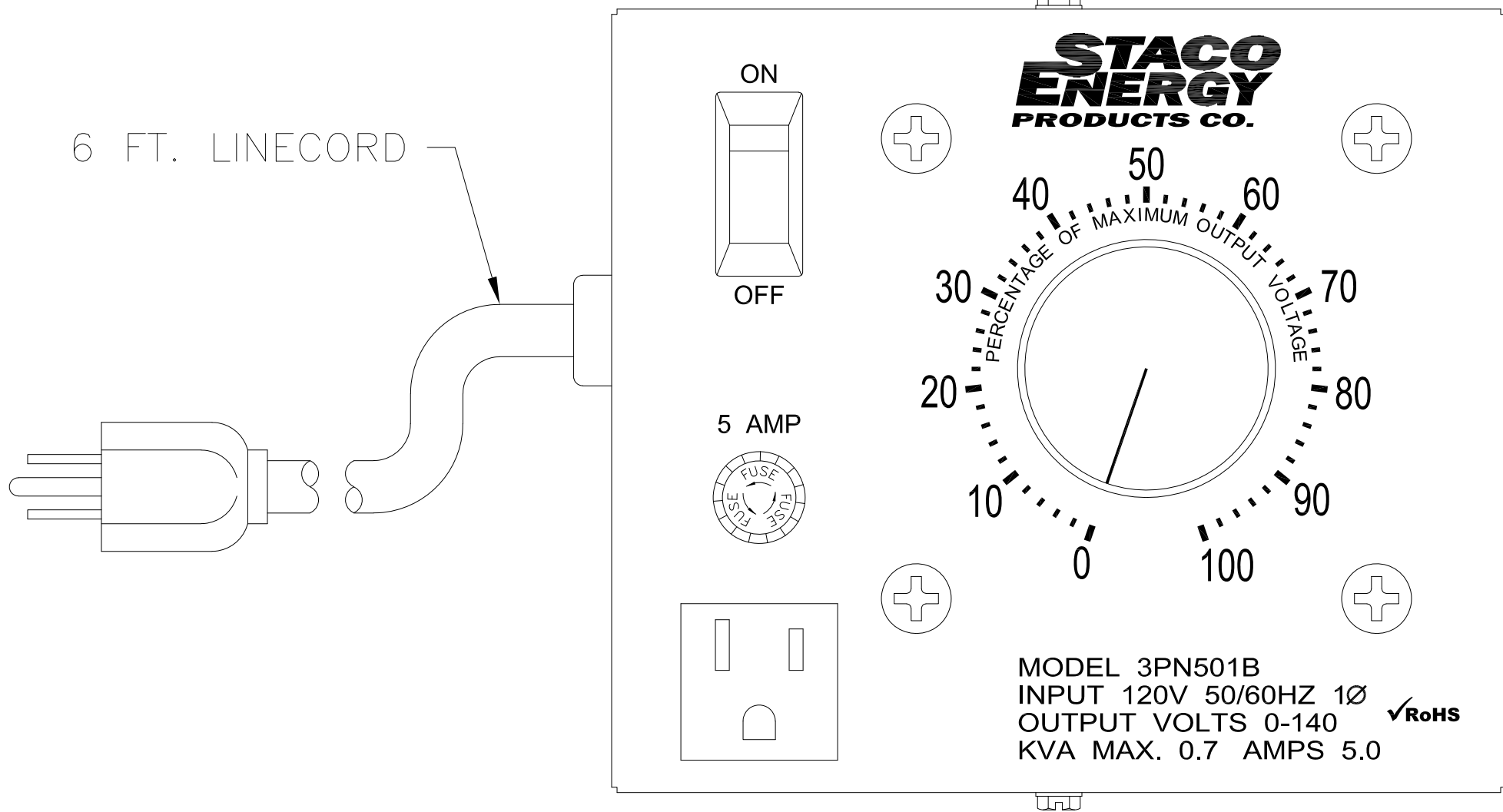


DWG. SIZE <b>C</b>	DWG. NO. 031-0835		
REVISIONS			
SYM.	E.C.O.	DATE	APVD.
A	23948	3/26/99	CHG'D MOUNTING
B	29424	5/18/20	REVD KNOB AND SCR N



6 FT. LINECORD



SPECIFICATIONS					
WIRING	INPUT		OUTPUT		
	VOLTS	HERTZ	VOLTS	CONSTANT CURRENT LOAD	
SINGLE PHASE	120	50/60	0-140	MAX. AMPS	MAX. KVA
				5	0.7

UNLESS OTHERWISE SPECIFIED, TOLERANCE IS ± DECIMALS .XX ±.03 HOLES .005 ANGLES 1° DRAFT 1-1/2°		UNITS IN [mm]	TITLE: SPEC. CONTROL DRAWING VARIABLE TRANSFORMER MODEL: 3PN501B				<b>STACO ENERGY PRODUCTS CO.</b> <small>A Components Corporation of America Company 2425 Technical Drive Miamisburg, Ohio 45342 USA</small>	
MATERIAL :		ALL DIMENSIONS APPLY AFTER PLATING						
The information and design disclosed herein was originated by and is the property of STACO ENERGY PRODUCTS CO., which reserves all patent, proprietary, design, manufacturing, reproduction, use and sale rights thereto, and to any article disclosed therein except to the extent rights are expressly granted to others. The foregoing does not apply to vendor proprietary parts.			DRAWN BY S.A. SMITH	DATE 7/2/96	FIRST USED ON 3PN501B	DO NOT SCALE DWG.	DWG. SIZE <b>C</b>	DWG. NO. 031-0835
			CHECKER	DATE	WEIGHT APPROX. 6.25 LBS	CAGE CODE 83008		
			ENGINEER	DATE	SCALE 1=1	SHEET 1 OF 1		

# Mouser Electronics

Authorized Distributor

Click to View Pricing, Inventory, Delivery & Lifecycle Information:

Staco:

3PN501B