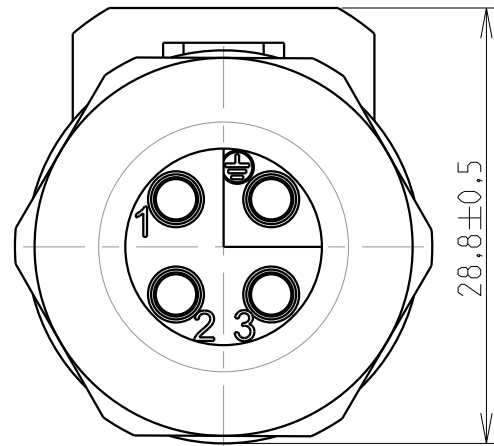
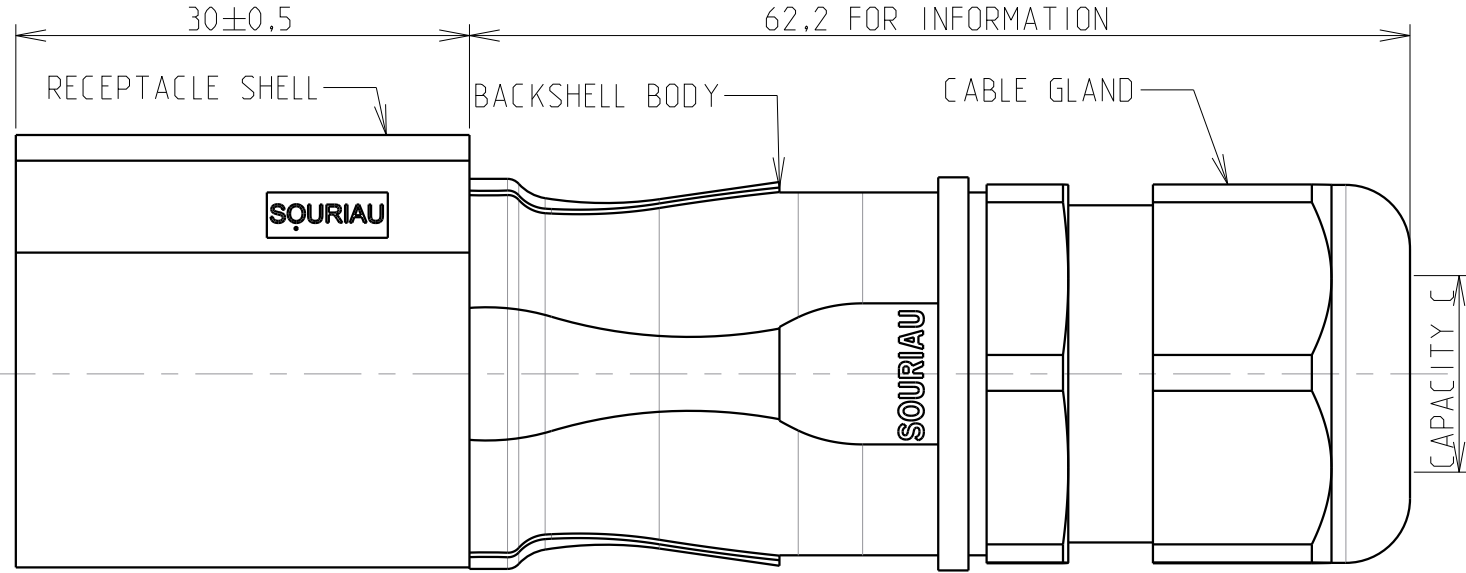
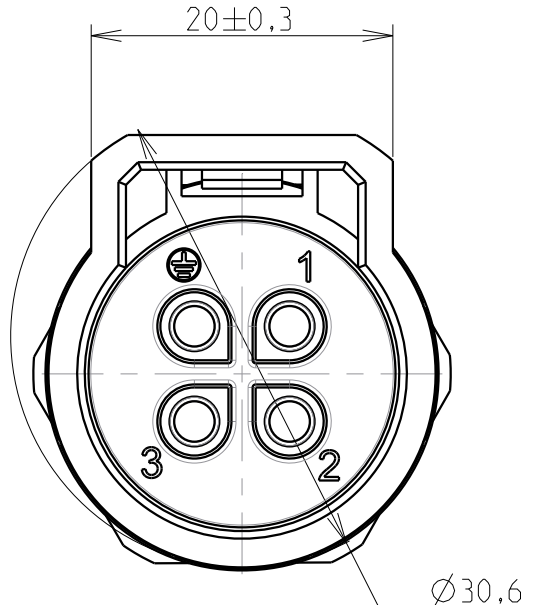


WIRING FACE

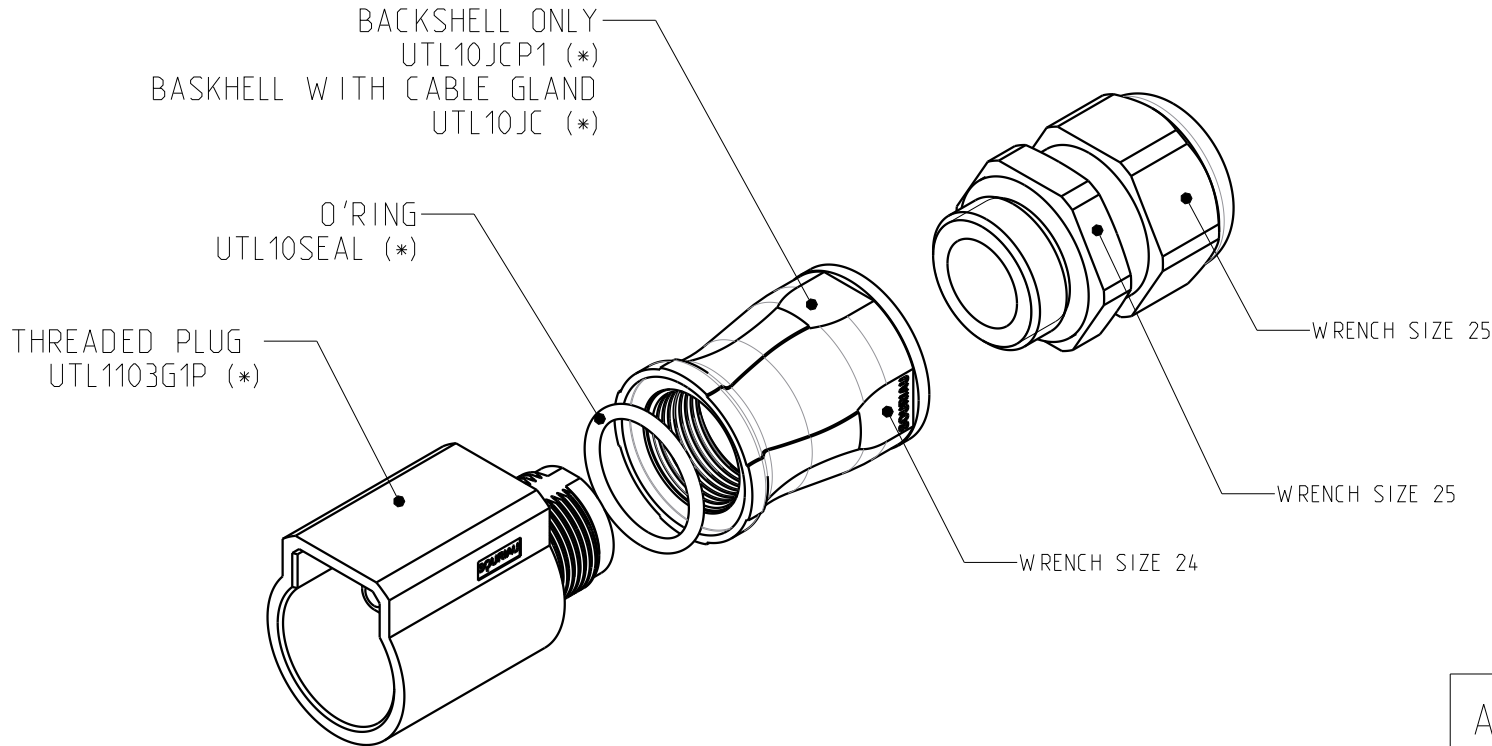
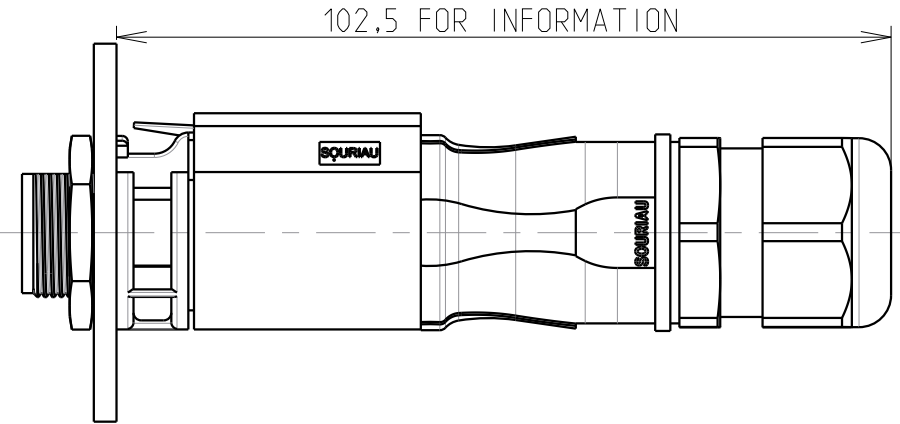


MATING FACE



ECHELLE 2/1

VIEW IN MOUNTED AND MATED CONDITIONS



NOTES

MATERIALS

SHELL
O'RING
BACKSHELL BODY
CABLE GLAND

BLACK POLYAMID
NBR
BLACK POLYAMID
BLACK POLYAMID + NBR

PERFORMANCES CHARACTERISTICS

MECHANICAL

TEMPERATURE CLASS
DURABILITY
SEALING IN MATED CONDITIONS
SEALING IN UNMATED CONDITIONS
OPEN FACE SEALING
POLLUTION DEGREE
CORROSION SALT SPRAY
FLAMMABILITY
OUTDOOR SUITABILITY (UV RESIST)
SCOOP PROOF

IEC61984/UL1977
IEC61984
IEC60529
DIN40050
IEC60529
IEC60529
IEC61984
UL94
UL746C
-40°C TO 105°C
500 MATE / UNMATE CYCLES
IP68 1BAR DURING 1WEEK
IP69K
IP67 WITH CAPS
IP67 WITH R*M25* CONTACTS
4
MIN 1000H
MATERIAL RATING: 5VA
MATERIAL RATING: (f1)

ELECTRICAL

TOUCH PROOF
NOMINAL CURRENT
NOMINAL CURRENT

IEC60529
UL1977
IEC61984
IP2X
16A WITH AWG14 WIRE / 13A
WITH AWG16 WIRE
16A WITH 2.5MM² WIRE / 13A
WITH 1.5MM² WIRE AT 60°C

NOMINAL VOLTAGE
NOMINAL VOLTAGE

UL1977
IEC61984
IEC61984
600V
250VAC 4KV 4 FOR CLASS II
500VAC 6KV 4 FOR CLASS I

CONNECTOR BREAKING CAPACITY

UL1977
IEC61984
277V 13A WITH AWG14/16 WIRES
250VAC 13A 4KV 4

ROHS COMPLIANT

- COUNTERPART REFERENCE UTL PLUG
- CONNECTORS ARE DELIVERED AS PRE-ASSEMBLED KIT
- CONNECTOR BLOCKS ACCEPTS TRIM TRIO CONTACTS #16, R*M* OR S*M* TYPES
- CONTACTS TO BE ORDERED SEPARATELY.
- WARNING: PHASE CONTACTS ARE MALE VERSION AND GROUND CONTACT IS FEMALE VERSION
- UNIT IN MM
- MAX WIRE INSULATOR DIAMETER : Ø3.7mm
- (*) : OPTIONAL ORDERING PART NUMBERS TO BE ORDERED SEPARATELY
- CAPACITY C : Ø6.5 / Ø12

Country	Jurisdiction & Control List
FR	NOT LISTED

P/N : UTL1JC 103G1P

A	12/02/18	Creation	
ISS	DATE	Latest modification - by: --	MOD N°
Designed by:	R.M.	Date: 12/02/18	CUSTOMER DRAWING
TITLE	FREE HANGING WITH THREADED BACKSHELL SIZE 10 UTL CONNECTOR		
Scale 1/1		General Linear Tolerances: ± 0.2	NPRDS / PROJECT BE170912A
SOURIAU	WWW.SOURIAU.COM		This document is the property of SOURIAU It must not be reproduced or communicated without permission
FORMAT A2	SOURIAU DRG N° UTL1-0101A-C		SHEET 1 / 1

SOURIAU shall not be liable for any non-conformity or damage due to a use of the Products which does not comply with the Specifications issued by either of the Parties or by a third party (professional recommendation, technical notice.)

Mouser Electronics

Authorized Distributor

Click to View Pricing, Inventory, Delivery & Lifecycle Information:

Souriau:

[UTL1JC103G1P](#)