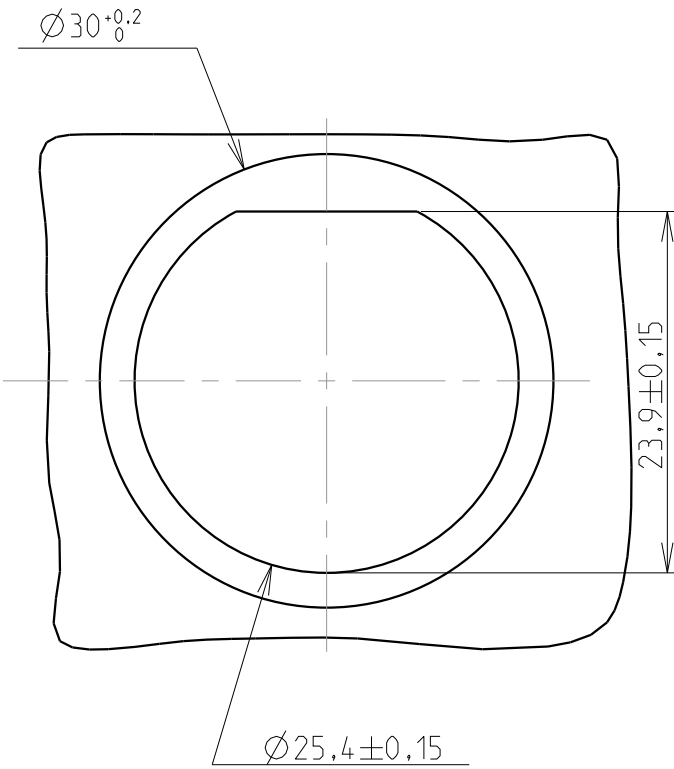
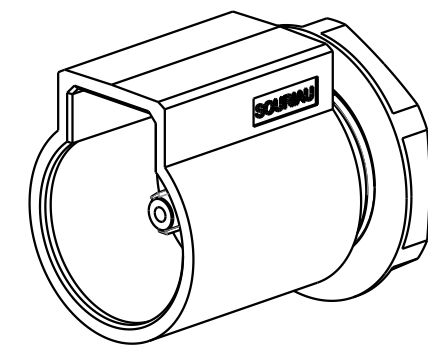


PANEL DIMENSION

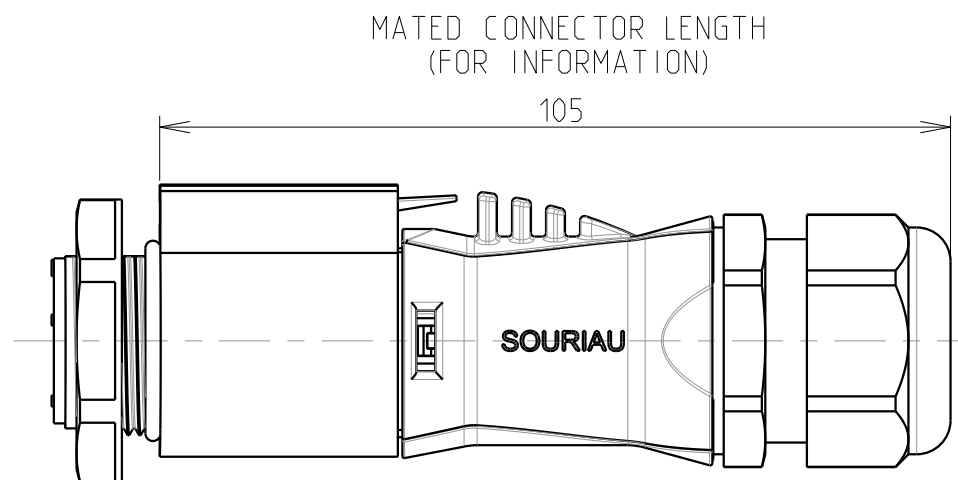


DELIVERY CONDITIONS



Country	Jurisdiction & Control List
FR	NOT LISTED

P/N : UTL7145P



SOURIAU shall not be liable for any non-conformity or damage due to a use of the Products which does not comply with the Specifications issued by either of the Parties or by a third party (professional recommendation, technical notice.)

NOTES

MATERIALS

SHELL : BLACK POLYAMID
NUT : BLACK POLYAMID
O'RING : NBR

PERFORMANCES CHARACTERISTICS

MECHANICAL

TEMPERATURE CLASS
DURABILITY
SCOOP PROOF
SEALING IN MATED CONDITIONS

IEC61984/UL1977
IEC61984

-40°C TO 105°C
500 MATE / UNMATE CYCLES

OPEN FACE SEALED
POLLUTION DEGREE
CORROSION SALT SPRAY
FLAMMABILITY

IEC60529
DIN40050
IEC60529
IEC61984
UL94

IP68 1BAR DURING 1WEEK
IP69K
WITH SEALED CONTACT REF. R*M25* CONTACTS 4
MIN 1000H EXPOSURE
INSULATING MATERIAL : VO LEVEL

ELECTRICAL

WITHSTANDING VOLTAGE
GROUND POSITION
POWER POSITION MARKED "L" AND "N"

2200VAC DURING 1 MIN
FIRST MATE LAST BREAK

NOMINAL CURRENT

UL1977

16A WITH AWG14 WIRE / 13A
WITH AWG16 WIRE

NOMINAL CURRENT

IEC61984

16A WITH 2.5MM² WIRE / 13A
WITH 1.5MM² WIRE

NOMINAL VOLTAGE
NOMINAL VOLTAGE

UL1977
IEC61984
IEC61984

277V
250VAC 4KV 4 FOR CLASS II EQUIPMENT
500VAC 6KV 4 FOR CLASS I EQUIPMENT

NOMINAL CURRENT AND
VOLTAGE FOR CBC USE

UL1977
IEC61984

277V 13A WITH AWG14/16 WIRES FOR CBC USE
250VAC 13A 4KV 4 FOR CBC USE

CONTROL POSITION MARKED "1" AND "2"

48V , 1A, FREQUENCY UP TO 100 Mhz

REGULATION

ROHS COMPLIANT

- COUNTERPART REFERENCE UTL PLUG
- DELIVERY CONDITIONS : CONNECTORS ARE DELIVERED AS PRE-ASSEMBLED KIT
- CONNECTOR ACCEPTS x5 TRIM TRIO CONTACTS #16, R*M* OR S*M* TYPES
- CONTACTS HAVE TO BE ORDERED SEPARATELY.
- UNIT IN MM
- WIRE INSULATOR MAX DIAMETER : Ø 3.9mm MAX
- FOR WIRING INSTRUCTION SEE BT330

A	21/12/16	First edition		24328PR
ISS	DATE	Latest modification - by: --		MOD N°
Designed by:		R.M.	Date: 1 21/12/16	CUSTOMER DRAWING
TITLE		MALE RECEPTACLE TYPE 7 SIZE 14 LAYOUT 5 CTS UTL CONNECTOR		
Scale	1/1		General Linear Tolerances: ± 0.2	NPRDS / PROJECT BE151304A
SOURIAU		WWW.SOURIAU.COM		This document is the property of SOURIAU It must not be reproduced or communicated without permission
FORMAT	A2	SOURIAU DRG N° UTL1-0079A-C		SHEET 1 / 1

Mouser Electronics

Authorized Distributor

Click to View Pricing, Inventory, Delivery & Lifecycle Information:

[Souriau:](#)

[UTL7145P](#)