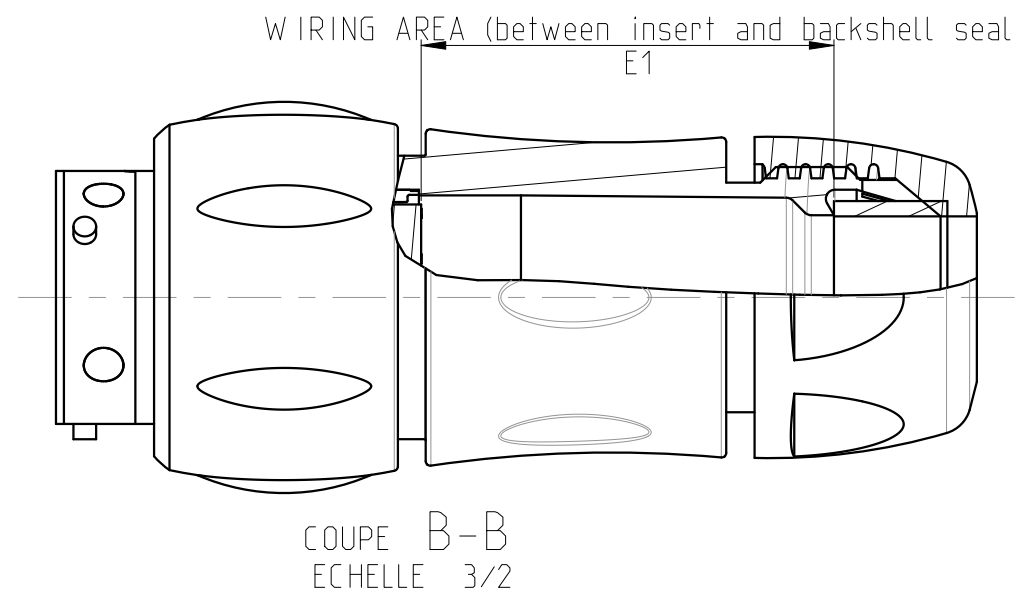
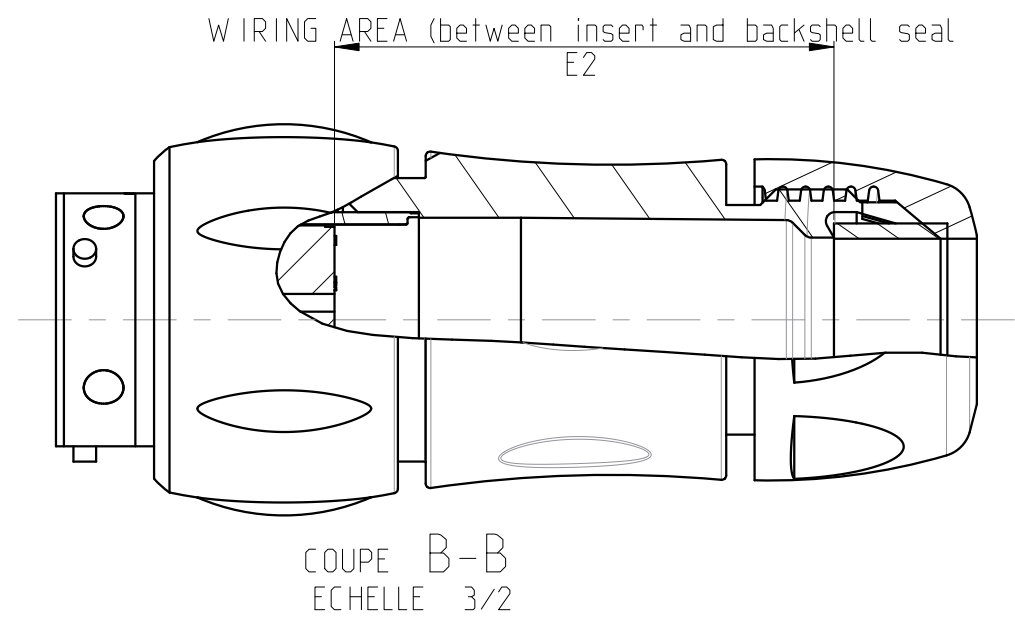


SIDE VIEW FOR EACH TYPE OF CONTACTS

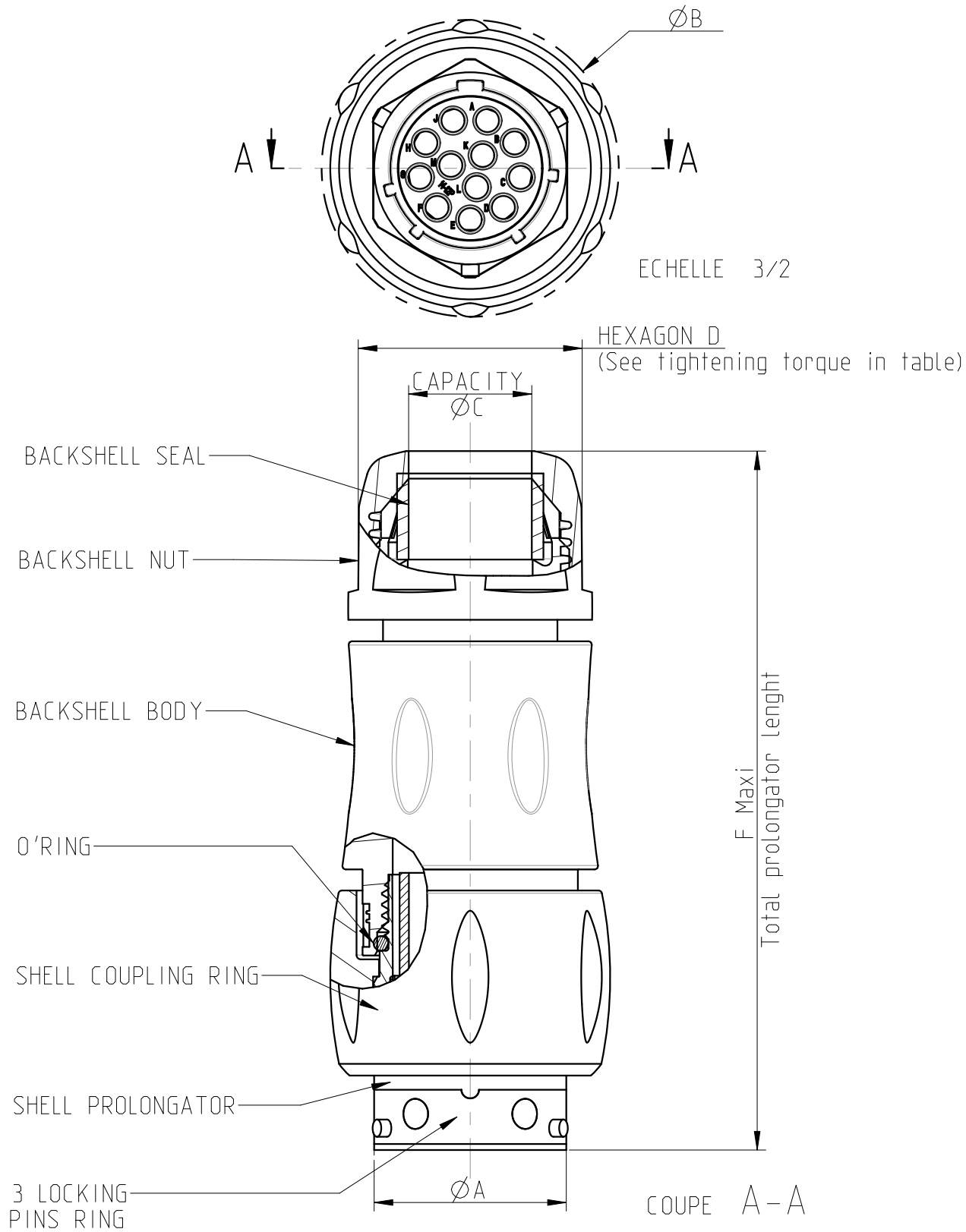
UTGX1JC-----P



UTGX1JC-----S



COMMON QUOTES FOR ALL TYPE OF CONTACTS



- MATERIAL :
- SHELLS : PA UL94 V0, UL746C F1 Black color
  - 3 LOCKING PINS RING : Nickel plated Brass + stainless Steels
  - INSERT : PA UL94 V0, UL746C F1
  - BACKSHELLS : PA UL94 V0 F1 Black color
  - BACKSHELL Seal : CR
  - O'RING : Nitril
  - CONTACTS : brass + coated depending on P/N

PERFORMANCE CHARACTERISTICS :

Operating temperature: -40°C up to 105°C  
Insulation resistance: 5000 MΩmin under 500V  
Corrosion salt spray: 500 hours  
Durability: 500 matings and unmatings  
Sealing in mated conditions with counterpart:  
-IP68 1 bar during 1 week :  
immersion under 10 m of water. (IEC 60529)  
-IP69K : exposure to high pressure water of  
cleaning equipement(DIN 40050)

- NOTA:
- 1- Contact to be ordered separately : refer to corresponding catalogue.
  - 2- Insert arrangement refer to:  
UTO-CONTACT-L-C02 (Female insulator)  
UTO-DHP-003-C01 (Female insulator #20)  
UTO-DHP-002-C01 (Female insulator #16)  
UTO-CONTACT-L-C01 (Male insulator)  
UTO-DHP-003-C01 (Male insulator #20)  
UTO-DHP-001-C01 (Male insulator #16)
  - 3- This part shall be used at the place of the standard seal to accomodate with different cable Ø
  - 4- Plug, backshell and the reducing seal are delivered a kit. The backshell already includes the standard

Country	Jurisdiction & Control List
FR	NOT LISTED

SHELL SIZE	±0.2	MAX	STANDARD	REDUCING SEAL (NOTA.3)	HEXAGON backshell nut		MAX		MAX	±10% (g.)
	ØA	ØB	ØC		D	Tightening torque (N.m)	E1	E2	F	MASS
10	15.2	26.7	2.5 / 8	1.5 / 5	18.5	1	31	38	75	22
12	19.15	30.1	5 / 12	3 / 9	24	2	34	41.5	78	33
14	22.31	35.1	7 / 14	5 / 12	26	2.5	38	45.5	84	46

P/N : CROSS REF TABLE

BASIC SERIES	UTGX	1	JC	14	19	P	-	* P/N for example
SHELL TYPE	1	Free hanging prolongator						
BACKSHELL	JC							
SHELL SIZE	10	12	14					ORIENTATIONS Normal (no digit) W.X.Y.Z
INSERT ARRANGEMENT	See NOTA 2							TYPE OF CONTACTS P: MALE S: FEMALE

B	14/02/2020	-Update drawing	25253J
ISS	DATE	Latest modification - by: J.FEURPRIER	MOD N°
Designed by: PE.LANDAIS Date:10/05/19		CUSTOMER DRAWING	
TITLE		FREE HANGING PROLONGATOR Type 1, SIZE 10 12 14 - standard version	
UTGX CONNECTOR			
Scale	2/1	Dimensions in mm General Linear Tolerances: ± 0.2	NPRDS / PROJECT GBB
SOURIAU Connection Technologies		www.souriau.com	This document is the property of SOURIAU It must not be reproduced or communicated without permission
FORMAT	A2	SOURIAU DRG N°	SHEET
		UTGX-0003A-C	1 / 1

SOURIAU shall not be liable for any non-conformity or damage due to a use of the Products which does not comply with the Specifications issued by either of the Parties or by a third party (professional recommendation, technical notice.)

# Mouser Electronics

Authorized Distributor

Click to View Pricing, Inventory, Delivery & Lifecycle Information:

Souriau:

[UTGX1JC103P](#) [UTGX1JC147P](#) [UTGX1JC1412P](#) [UTGX1JC1419P](#) [UTGX1JC142G1P](#) [UTGX1JC124P](#)  
[UTGX1JC128P](#) [UTGX1JC104P](#) [UTGX1JC106P](#) [UTGX1JC1210P](#)