



Medical



Industrial

## FEATURES AND BENEFITS

USB-C with Power Delivery Output	CoC V5 Tier 2(2016)
Medical & ITE Safety Approvals	≤0.15W Standby Power
2 x MOPP Input to Output Isolation	5V, 9V, 12V, 15V, 20V Outputs, Up to 60W
Suitable for Medical Equipment Up to Class BF	5,000m Operating Altitude
Low Leakage Current ≤100μA	AC Inlet IEC60320 C8 (c. II)
DOE Efficiency Level VI	Interchangeable plugs (c.II)

## MODEL SELECTION

Model Number	Volts	Current	Rated Power	Ripple & Noise	Voltage Tolerance	Line & Load Regulation	Input Configuration	Start Up Delay
SLE60SPD96N01	5, 9, 12, 15, 20 V	3A	60W	150mV pk-pk	±5%	Line: ±2% Load: ±5%	Class II Desktop, IEC60320 C8 Receptacle	≤3s
SLE60SPD96B01	5, 9, 12, 15, 20 V	3A	60W	150mV pk-pk	±5%	Line: ±2% Load: ±5%	Class II Interchangeable Blades (Sold Separately)	≤3s

Notes:

1. "N" in the model number (SLE60SPD99N01) indicates IEC60320 C8 inlet (class II).
2. Power supply is not provided with a line cord.
3. Power supply is not provided with a USB-C cable.
4. Power supplies are not medical equipment (applied parts), medical product manufacturers shall take responsibility for further evaluation of class B/BF/CF compliance of their end product.

## INPUT

Input Voltage Frequency	90VAC-264VAC - 47Hz-63Hz
Input Current	1.3A at 90VAC
Inrush Current	100A max at 240VAC cold start
Touch Leakage Current	≤100μA at 264VAC

## SAFETY

CB	Medical: IEC60601-1, ANSI/AAMI ES60601-1 ITE: IEC62638-1, UL62638-1
UL	Medical: CAN/CSA C22.2 NO. 60601-1 ITE: CAN/CSA C22.2 NO. 62638-1
TUV	Medical: EN60601-1 ITE: EN62638-1



## EMI/EMC COMPLIANCE

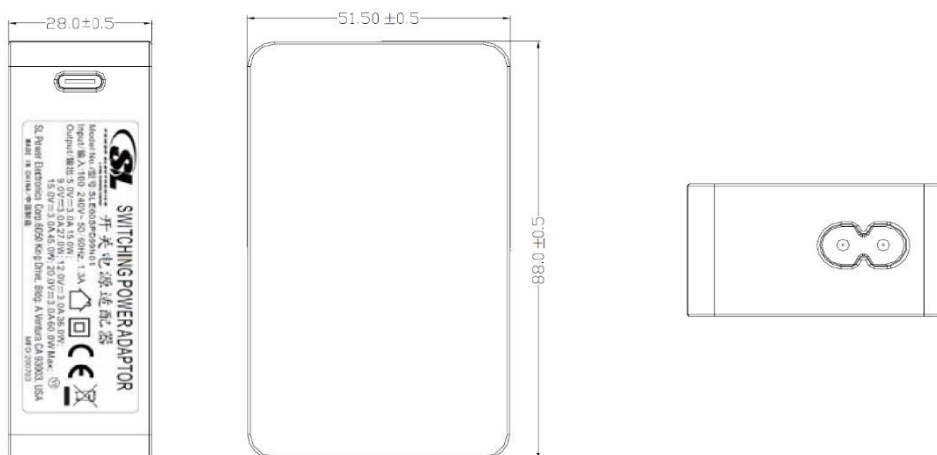
Conducted Emissions	Medical: IEC/EN 60601-1-2, CISPR 11 ITE: EN55032 Class B, CISPR 22
Radiated Emissions	Medical: IEC/EN 60601-1-2, CISPR 11 ITE: EN55032 Class B, CISPR 22
Immunity	Medical: IEC/EN 60601-1-2 ITE: EN55024, CISPR 24
Electro-Static Discharge (ESD) Immunity on Power Ports	EN61000-4-2, $\pm 15\text{kV}$ air, $\pm 8\text{kV}$ contact
Radiated RF EM Fields Susceptibility	EN61000-4-3, 10V/m, 3V/m (80MHz-2.7GHz)
Electrical Fast Transients (EFT)/Bursts	EN61000-4-4, $\pm 2\text{kV}$ on AC port, $\pm 1\text{kV}$ on signal ports
Surges, Line to Line (DM) and Line to Ground (CM)	EN61000-4-5, $\pm 2\text{kV}$ line to ground, $\pm 1\text{kV}$ line to line (diff mode)
Conducted RF Immunity	EN61000-4-6, 3Vrms, 6Vrms (0.15MHz-80MHz)
Power Frequency Magnetic Field Immunity	EN61000-4-8, 30A/m
Voltage Dip Immunity	EN61000-4-11, 0%, 70%, 0% of UT
Harmonic Current Emissions	EN61000-3-2, Class A
Flicker Test	EN61000-3-3

## RELIABILITY

MTBF	>100,000 hours MIL-HDBK-217 at 25°C
------	-------------------------------------

## OUTLINE DRAWING

DC Cable	
Connector	USB-C



## PROTECTION

Overload Protection	120%-200% rated output power, Auto-recovery
Overvoltage Protection	120%-200% rated output voltage input to reset
Short circuit Protection	Trip and restart - Hiccup Mode

## ISOLATION

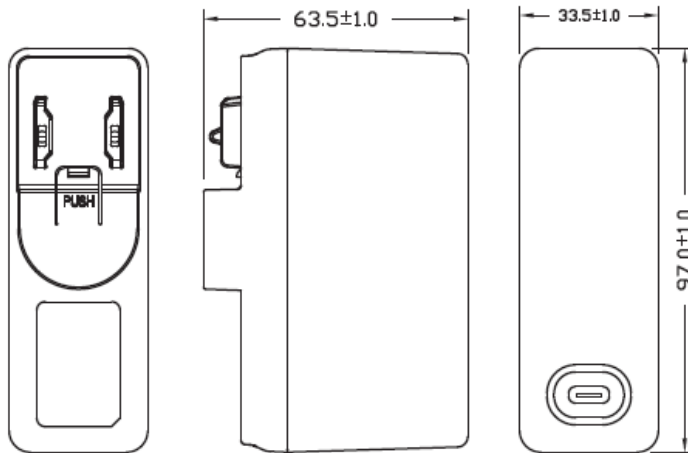
Isolation Safety Rating	4,000VAC Input to Output (2 x MOPP)
-------------------------	-------------------------------------

## ENVIRONMENT

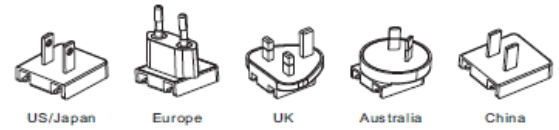
Operating Temperature	0°C to 40°C
Storage Temperature	-20°C to 70°C
Weight	Desktop - 185g / Wall Plug - 205g
Dimensions	51.5mm x 88.0mm x 28.0mm
Operating Humidity	5% RH to 95% RH, non-condensing
Storage Humidity	5% RH to 95% RH
Operating Altitude	5,000m
Dielectric Withstand Voltage	4,000 VAC input to output
Insulation Resistance	10M Ohms, 500VDC input to output

## PACKAGING

Weight, Packing Qty	Desktop : 16.8Kg Box - 80/carton Wall plug: 14.3Kg Box - 60/ Carton
---------------------	--



## Interchangeable AC Plug Options



DC Connector: USB TYPE-C

Unit: mm

Disclaimer: The information and specifications contained herein are believed to be correct at the time of publication. However, SL Power accepts no responsibility for consequences arising from reproduction errors or inaccuracies. Specifications are subject to change without notice.

# Mouser Electronics

Authorized Distributor

Click to View Pricing, Inventory, Delivery & Lifecycle Information:

SL Power:

[SLE60SPD96N01](#)