

IEC Socket-Outlet 400 VDC, Snap-in Mounting, Front Side, Quick-connect or PCB Terminals



GS21 socket-outlet with snap-in mounting for 400 VDC systems up to 2.6 kW

Standard
Sheet 1



See below:

[Approvals and Compliances](#)

Description

- Panel mount :
Snap-in version front side
- Socket-Outlet , Protection class I
- Quick Connect / PCB Terminals

Unique Selling Proposition

- Standard form acc. to IEC TS 62735-1
- Hot plug rated for disconnecting under load up to 2.6 kW
- Ideal for compact PDU applications with an operating temperature up to 105 °C
- Compatible with cord retention system

Other versions on request

- Other panel thickness
- Other terminals
- Color coding in grey or white

Weblinks

[pdf data sheet](#), [html datasheet](#), [General Product Information](#), [Approvals](#), [Distributor-Stock-Check](#), [Accessories](#), [Detailed request for product](#), [Landing Page](#), [Video](#)

Technical Data

Ratings IEC	6.5 - 8.8 A / 400 - 294 VDC max. 2.6 kW power
Dielectric Strength	> 3 kVDC between + and - > 3 kVDC between +/- and PE (1 min)
Allowable Operation Temperature	-5 °C to 105 °C
IP-Protection	front side IP20 acc. to IEC 60529
Terminal	Quick Connect / PCB Terminals
Panel Thickness S	Snap-in: 1.5/2.0 mm
Material: Housing	Thermoplastic, black, UL 94V-0

Appliance inlet/-outlet	Standard Sheet 1 acc. to IEC TS 62735-1 Protection Class I , ± 200 VDC
-------------------------	---

Approvals and Compliances



Detailed information on product approvals, code requirements, usage instructions and detailed test conditions can be looked up in [Details about Approvals](#)

SCHURTER products are designed for use in industrial environments. They have approvals from independent testing bodies according to national and international standards. Products with specific characteristics and requirements such as required in the automotive sector according to IATF 16949, medical technology according to ISO 13485 or in the aerospace industry can be offered exclusively with customer-specific, individual agreements by SCHURTER.

Approvals




The approval mark is used by the testing authorities to certify compliance with the safety requirements placed on electronic products.

Approval Reference Type: GS21

Approval Logo	Certificates	Certification Body	Description
	VDE Approvals	VDE	VDE Certificate Number: 40051170
	UL Approvals	UL	UL File Number: E502317


Product standards

Product standards that are referenced

Organization	Design	Standard	Description
	Designed according to	IEC TS 62735-1	Appliance couplers for household and similar general purposes
	Designed according to	IEC TS 62735-1	Appliance couplers for household and similar general purposes
	Designed according to	UL Subject 2695	Outline for DC rated Attachment Plugs and Outlet Devices for ICT Equipment installed in restricted access locations





Application standards

Application standards where the product can be used

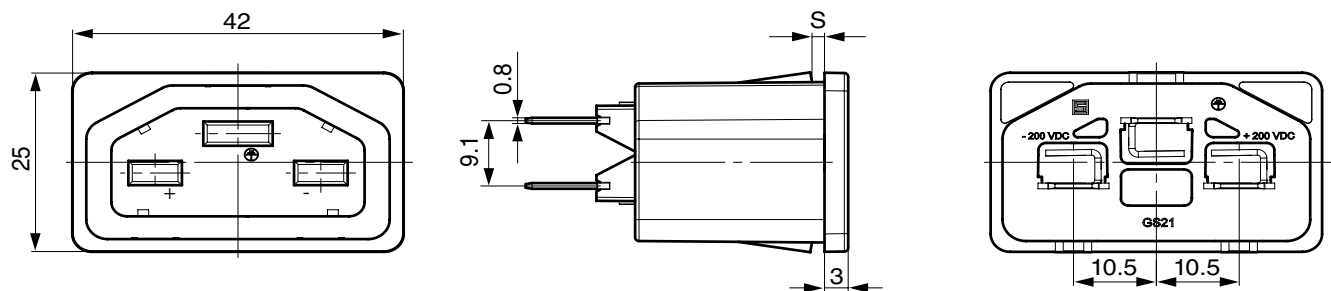
Organization	Design	Standard	Description
	Designed for applications acc.	IEC/UL 62368-1	Audio/video, information and communication technology equipment - Part 1: Safety requirements

Compliances

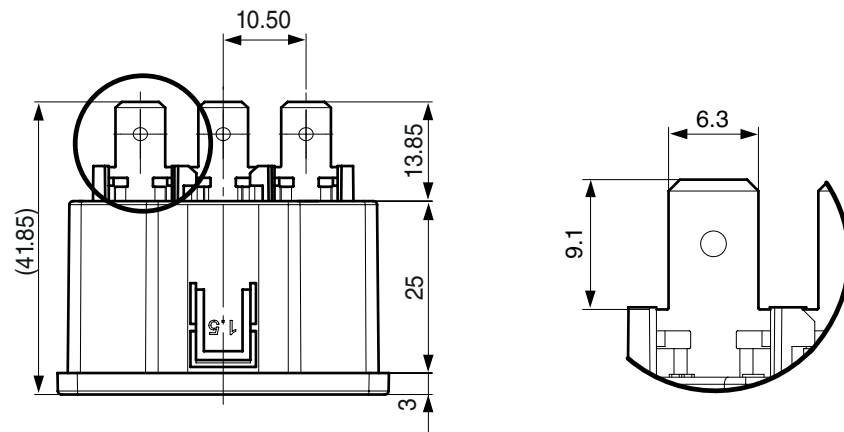
The product complies with following Guide Lines

Identification	Details	Initiator	Description
	RoHS	SCHURTER AG	Directive RoHS 2011/65/EU, Amendment (EU) 2015/863
	China RoHS	SCHURTER AG	The law SJ / T 11363-2006 (China RoHS) has been in force since 1 March 2007. It is similar to the EU directive RoHS.
	Halogen Free	SCHURTER AG	SCHURTER strives to offer our customers halogen free products.
	REACH	SCHURTER AG	On 1 June 2007, Regulation (EC) No 1907/2006 on the Registration, Evaluation, Authorization and Restriction of Chemicals 1 (abbreviated as "REACH") entered into force.

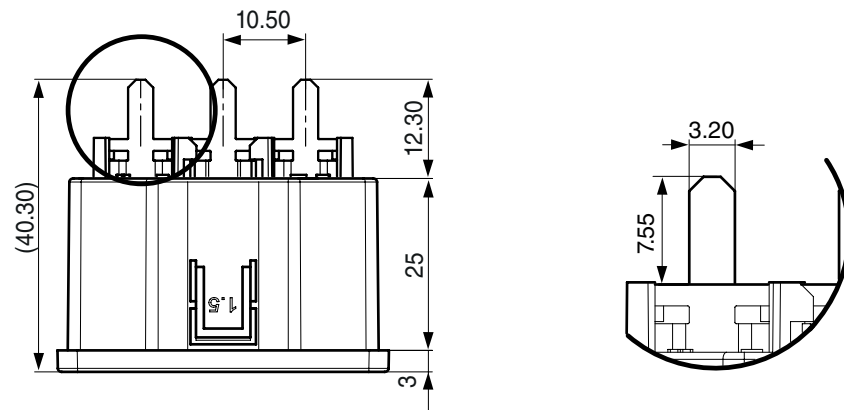
Dimensions [mm]



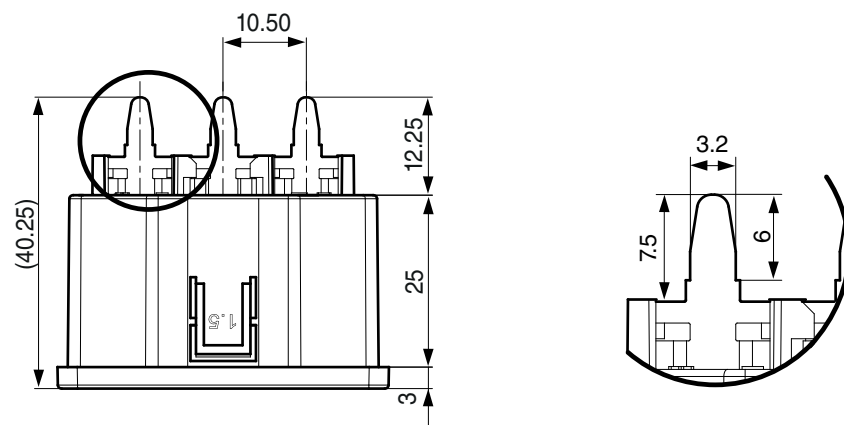
Quick-connect terminals

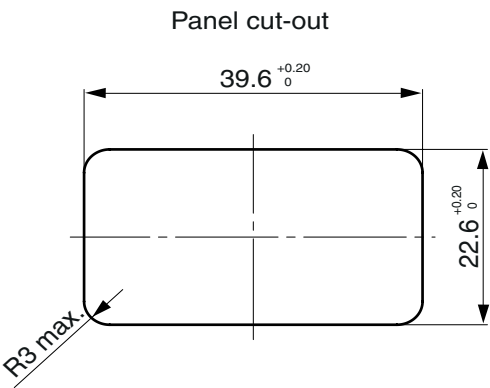


PCB



PCB Terminal with shoulder





All Variants

Panel mounting	Panel Thickness s [mm]	Terminal	IP Protection Class Front Side	Order Number
Snap-in	1.5	PCB terminals	IP20	3-104-045
Snap-in	2.0	PCB terminals	IP20	3-104-046
Snap-in	1.5	PCB terminals with shoulder	IP20	3-104-047
Snap-in	2.0	PCB terminals with shoulder	IP20	3-104-048
Snap-in	1.5	Quick connect terminals 6.3 x 0.8 mm	IP20	3-101-785
Snap-in	2.0	Quick connect terminals 6.3 x 0.8 mm	IP20	3-104-044

Most Popular.

Availability for all products can be searched real-time:<https://www.schurter.com/en/Stock-Check/Stock-Check-SCHURTER>

Packaging unit 50 Pcs

Mating Inlets/Plugs

Category / Description



[Plug Overview complete](#)

IEC Plug 400 VDC, Rewireable, Straight, max. Cable Diameter 9.2 mm

GP21

Mouser Electronics

Authorized Distributor

Click to View Pricing, Inventory, Delivery & Lifecycle Information:

Schurter:

[3-101-785](#) [3-104-045](#) [3-104-046](#) [3-104-047](#) [3-104-044](#) [3-104-048](#)