

## IEC Socket-Outlet 400 VDC, Snap-in Mounting, Front Side, Quick-connect or Solder Terminals



See below:

### Approvals and Compliances

#### Description

- Panel mount :  
Snap-in or screw-on mounting front side
- Socket-Outlet , Protection class I

#### Unique Selling Proposition

- Standard form acc. to IEC TS 63236-3
- Hot plug rated for disconnecting under load up to 2.6 kW
- Ideal for direct current devices with an operating temperature up to 105 °C
- With cord retention system

#### Other versions on request

- Other panel thickness
- Other terminals
- Color coding in grey or white

#### References

##### Weblinks

[pdf data sheet](#), [html datasheet](#), [General Product Information](#), [Approvals](#), [Distributor-Stock-Check](#), [Accessories](#), [Detailed request for product](#), [Landing Page](#), [Video](#)

#### Technical Data

Ratings IEC	6.5 - 8.8 A / 294 - 400VDC; 10A / 250VAC max. 2.6 kW power
Dielectric Strength	> 3 kVDC between + and - > 3 kVDC between +/- and PE (1 min)
Allowable Operation Temperature	-5 °C to 105 °C
IP-Protection	front side IP20 acc. to IEC 60529
Panel Thickness S	Snap-in Snap-in: 1.0/1.5/2.0 mm / Screw: max. 8 mm Mounting screw torque max 0.5 Nm
Material: Housing	Thermoplastic, black, UL 94V-0

Appliance inlet/-outlet	Standard Sheet 1 acc. to IEC TS 63236-3 , Protection Class I , ± 200 VDC
-------------------------	--

### Approvals and Compliances

Detailed information on product approvals, code requirements, usage instructions and detailed test conditions can be looked up in [Details about Approvals](#)

SCHURTER products are designed for use in industrial environments. They have approvals from independent testing bodies according to national and international standards. Products with specific characteristics and requirements such as required in the automotive sector according to IATF 16949, medical technology according to ISO 13485 or in the aerospace industry can be offered exclusively with customer-specific, individual agreements by SCHURTER.

#### Approvals



The approval mark is used by the testing authorities to certify compliance with the safety requirements placed on electronic products.

Approval Reference Type: GH21

Approval Logo	Certificates	Certification Body	Description
	<a href="#">VDE Approvals</a>	VDE	VDE Certificate Number: 40051170
	<a href="#">UL Approvals</a>	UL	UL File Number: E96454


Product standards

Product standards that are referenced

Organization	Design	Standard	Description
	Designed according to	IEC TS 63236-3	Direct current (DC) appliance couplers for information and communication technology (ICT) equipment installed in data centers and telecom central offices - Part 3: AC/DC appliance inlet
	Designed according to	UL Subject 2695	Outline for DC rated Attachment Plugs and Outlet Devices for ICT Equipment installed in restricted access locations

Application standards

Application standards where the product can be used

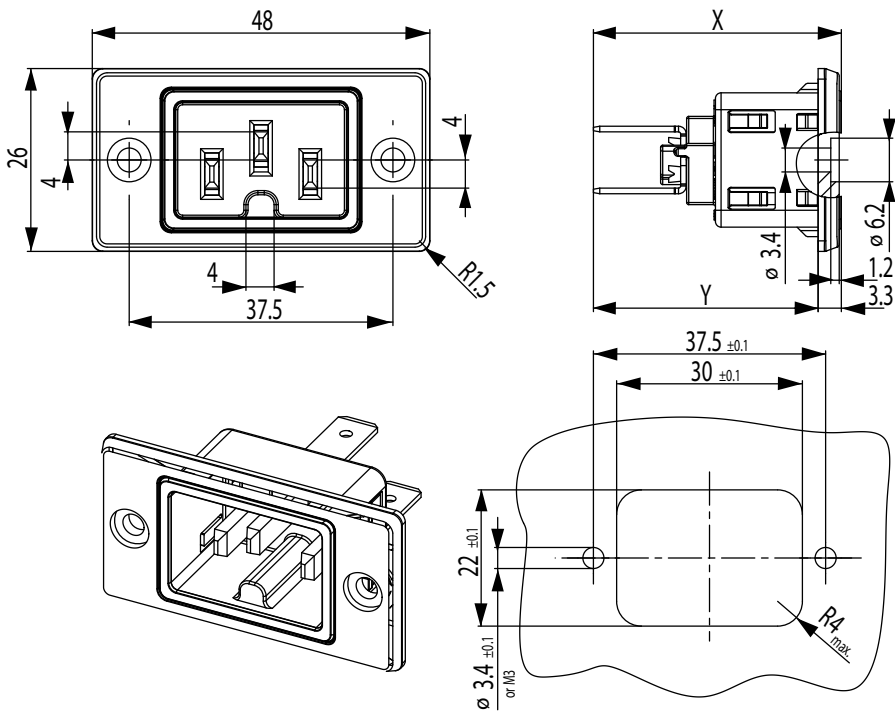
Organization	Design	Standard	Description
	Suitable for applications acc.	IEC/UL 62368-1	Audio/video, information and communication technology equipment - Part 1: Safety requirements

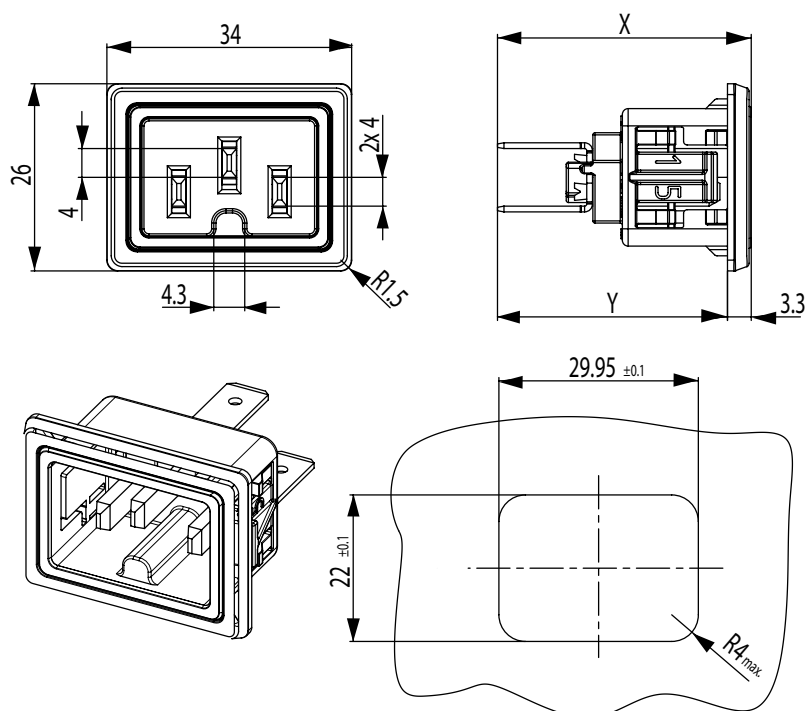
Compliances

The product complies with following Guide Lines

Identification	Details	Initiator	Description
	RoHS	SCHURTER AG	Directive RoHS 2011/65/EU, Amendment (EU) 2015/863
	China RoHS	SCHURTER AG	The law SJ / T 11363-2006 (China RoHS) has been in force since 1 March 2007. It is similar to the EU directive RoHS.
	Halogen Free	SCHURTER AG	SCHURTER strives to offer our customers halogen free products.
	REACH	SCHURTER AG	On 1 June 2007, Regulation (EC) No 1907/2006 on the Registration, Evaluation, Authorization and Restriction of Chemicals 1 (abbreviated as "REACH") entered into force.
		SCHURTER AG	Green Line products are aligned with the UN's Strategic Development Goals (SDGs). Components of the products are made of sustainable, environmentally friendly materials. These include, for example, bio-based plastics or lead-free metal alloys. Products in this line can also support the economical, intelligent use of resources.

Dimensions [mm]






Terminal	Dimension (X)	Dimension (Y)
QC 6.3 x 0.8 mm	35.35 mm	32.05 mm
QC 4.8 x 0.8 mm	31.85 mm	28.55 mm
Solder Terminal	27.24 mm	23.94 mm

#### All Variants

	Color	Panel mounting	Panel Thickness [mm]	Terminal	IP Protection Class Front Side	Order Number
●	black	Screw	0.8 - 3.0	QC 4.8 x 0.8 mm	IP20	3-142-765
●	black	Screw	0.8 - 3.0	QC 6.3 x 0.8 mm	IP20	3-142-761
●	black	Screw	0.8 - 3.0	Solder	IP20	3-142-769
●	black	Snap-in	1.0	QC 4.8 x 0.8 mm	IP20	3-142-766
●	black	Snap-in	1.0	QC 6.3 x 0.8 mm	IP20	3-142-762
●	black	Snap-in	1.0	Solder	IP20	3-142-770
●	black	Snap-in	1.5	QC 4.8 x 0.8 mm	IP20	3-142-767
●	black	Snap-in	1.5	QC 6.3 x 0.8 mm	IP20	3-142-763
●	black	Snap-in	1.5	Solder	IP20	3-142-771

	Color	Panel mounting	Panel Thickness [mm]	Terminal	IP Protection Class Front Side	Order Number
●	black	Snap-in	2.0	QC 4.8 x 0.8 mm	IP20	3-142-768
●	black	Snap-in	2.0	QC 6.3 x 0.8 mm	IP20	3-142-764
●	black	Snap-in	2.0	Solder	IP20	3-142-772

Availability for all products can be searched real-time: <https://www.schurter.com/en/info-center/support-tools/stock-check-distributors>

Packaging unit	50 Pcs
----------------	--------

Mating Inlets/Plugs

Category / Description



[Connector Overview complete](#)

4781 Mounting: Power Cord, Cable, Connector: IEC C15	4781
--	------



[Plug Overview complete](#)

IEC Plug 400 VDC, Rewireable, Straight, max. Cable Diameter 9.2 mm	GC21
--	------

# Mouser Electronics

Authorized Distributor

Click to View Pricing, Inventory, Delivery & Lifecycle Information:

[Schurter:](#)

[3-142-771](#) [3-142-767](#) [3-142-766](#) [3-142-764](#) [3-142-772](#) [3-142-763](#) [3-142-770](#) [3-142-768](#) [3-142-765](#) [3-142-762](#) [3-142-761](#) [3-142-769](#)