

1-stage filter for 3-phase systems with neutral conductor

new



See below:

Approvals and Compliances

Description

- Line filter as standard, industrial and medical version
- 1 stage
- Filter with standard or high attenuation (HP)

Unique Selling Proposition

- Compact single-stage filter
- Various filter variants
- Light weight design
- Wide temperature range

Applications

- Voltage rating 520 VAC for world wide acceptance
- For low power 3 phase energy inverter such as photovoltaic or battery storage systems
- Suitable for use in equipment according to IEC/UL 62368-1

Weblinks

[pdf data sheet](#), [html datasheet](#), [General Product Information](#), [Approvals](#), [Distributor-Stock-Check](#), [Detailed request for product](#), [Microsite](#)

Technical Data

Rated Current	3 - 20 A
Rated voltage	300/520 VAC, 50/60 Hz
Approval for	3 - 20 A @ 50 °C / 300/520 VAC; 50/60 Hz
Overload Current	1.5 x Ir for 1 minute, per hour
Dielectric Strength	> 2.25 kVDC between L-L > 1.3 kVDC between L-N 2.75 kVDC between L-PE Test voltage 2 sec
Number of Filter Stages	1-stage
Weight	0.2
Material: Housing	Metal
Sealing Compound	UL 94V-0

Mounting	Screw-on mounting on chassis
Terminal	Screw clamps
Operating Temperature	-40 °C to 100 °C
Climatic Category	40/100/21 acc. to IEC 60068-1
Degree of Protection	IP20 acc. to IEC 60529
Protection Class	Suitable for appliances with protection class I acc. to IEC 61140
MTBF	> 200'000 h acc. to MIL-HB-217 F

Approvals and Compliances



Detailed information on product approvals, code requirements, usage instructions and detailed test conditions can be looked up in [Details about Approvals](#)

SCHURTER products are designed for use in industrial environments. They have approvals from independent testing bodies according to national and international standards. Products with specific characteristics and requirements such as required in the automotive sector according to IATF 16949, medical technology according to ISO 13485 or in the aerospace industry can be offered exclusively with customer-specific, individual agreements by SCHURTER.

Approvals



The approval mark is used by the testing authorities to certify compliance with the safety requirements placed on electronic products.

Approval Reference Type: FMAD CP

Approval Logo	Certificates	Certification Body	Description
	VDE Approvals	VDE	Certificate Number: 40050745
	UL Approvals	UL	UR File Number: E495089


Product standards

Product standards that are referenced

Organization	Design	Standard	Description
	Designed according to	IEC 60939	Passive filters for suppressing electromagnetic interference
	Designed according to	UL 60939-3	Passive filters for suppressing electromagnetic interference






Application standards

Application standards where the product can be used

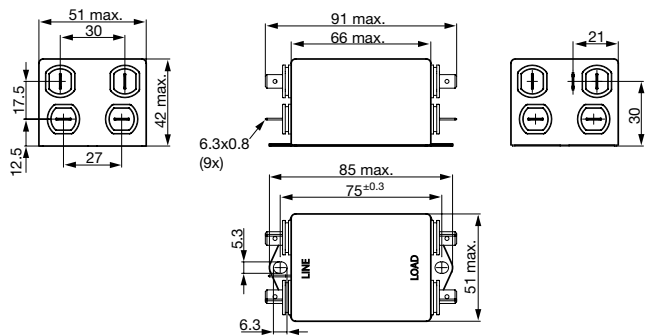
Organization	Design	Standard	Description
	Suitable for applications acc.	IEC/UL 62368-1	Audio/video, information and communication technology equipment - Part 1: Safety requirements

Compliances

The product complies with following Guide Lines

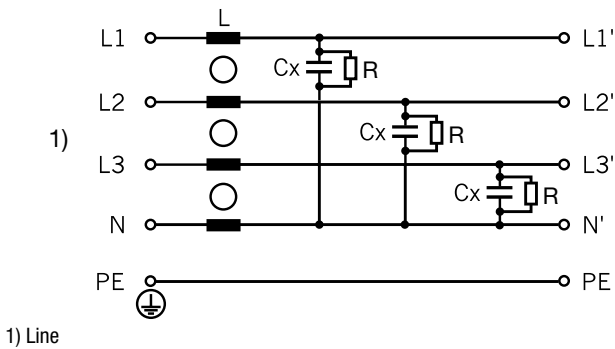
Identification	Details	Initiator	Description
	CE declaration of conformity	SCHURTER AG	The CE marking declares that the product complies with the applicable requirements laid down in the harmonisation of Community legislation on its affixing in accordance with EU Regulation 765/2008.
	UKCA declaration of conformity	SCHURTER AG	The UKCA marking declares that the product complies with the applicable requirements laid down in the British Amendment of Regulation (EC) 765/2008.
	RoHS	SCHURTER AG	Directive RoHS 2011/65/EU, Amendment (EU) 2015/863
	China RoHS	SCHURTER AG	The law SJ / T 11363-2006 (China RoHS) has been in force since 1 March 2007. It is similar to the EU directive RoHS.
	REACH	SCHURTER AG	On 1 June 2007, Regulation (EC) No 1907/2006 on the Registration, Evaluation, Authorization and Restriction of Chemicals 1 (abbreviated as "REACH") entered into force.

Dimension [mm]

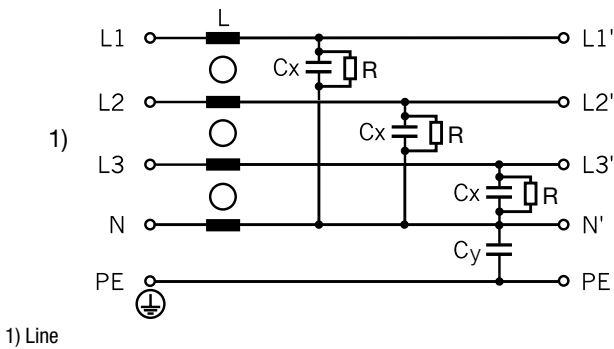


Diagrams

Medical Version (M5)



Standard, Industrial version



Attenuation Loss

Standard version

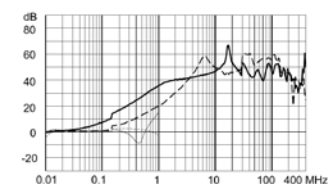
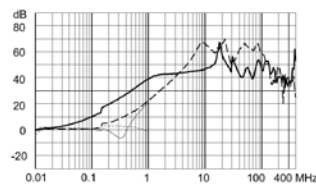
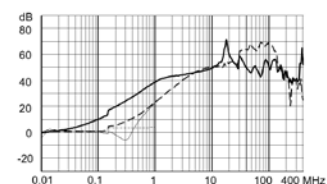
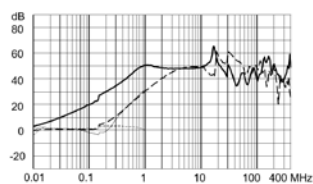
--- 50Ω differential mode ____ 50Ω common mode

3A

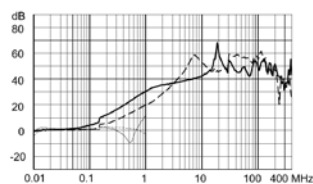
6A

10A

16A



20A



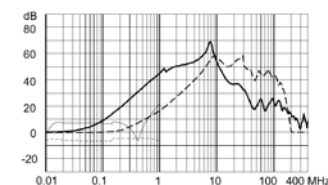
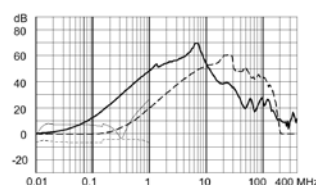
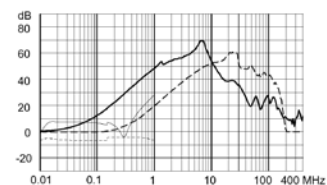
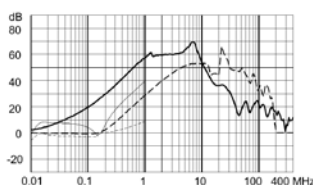
Industrial version

3A

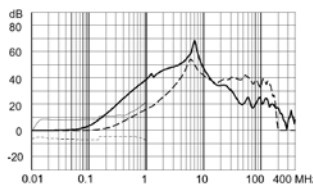
6A

10A

16A



20A



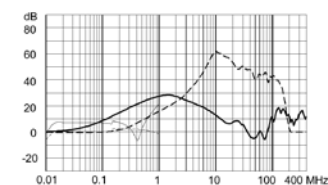
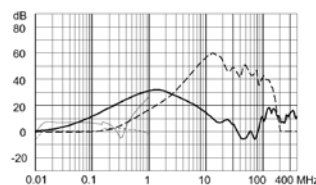
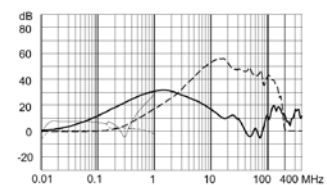
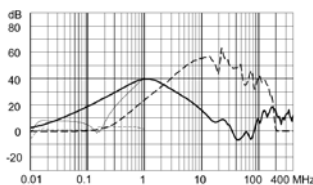
Medical version (M5)

3A

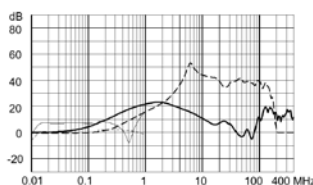
6A

10A

16A

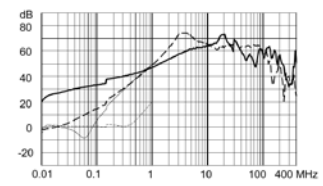


20A

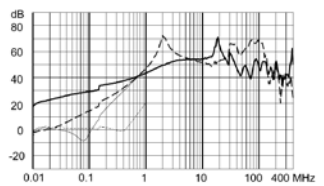


Standard HP

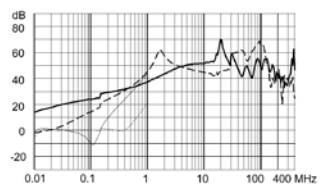
3A



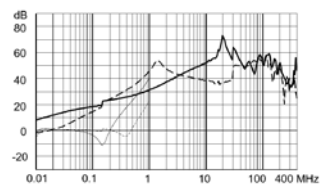
6A



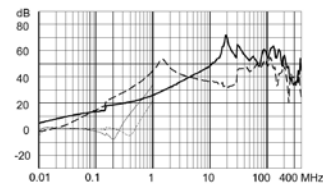
10A



16A

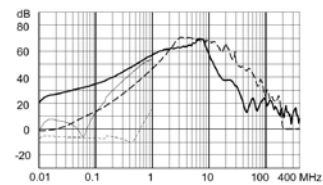


20A

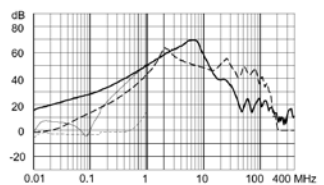


Industry HP

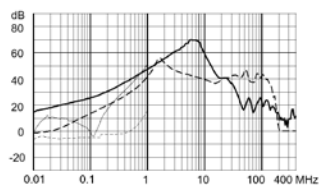
3A



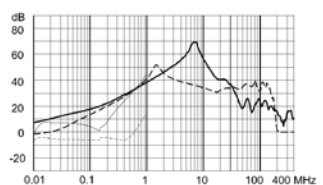
6A



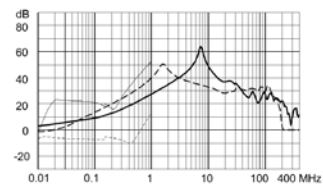
10A



16A

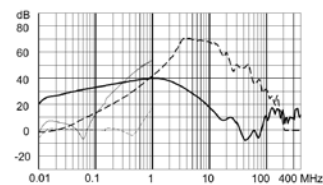


20A

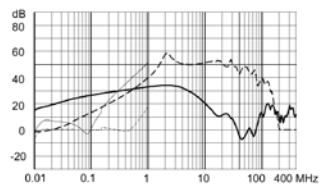


Medical (M5) HP

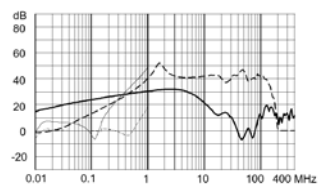
3A



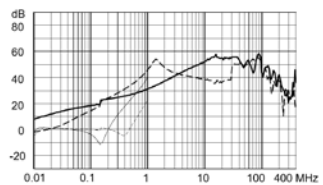
6A



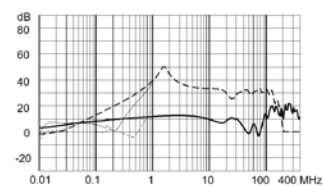
10A



16A



20A



Variants

Rated Current @ Ta 50°C [A]	Filter Type	Power Dissipation [W]	Contact Resi- stance [mΩ]	Leakage Current [mA] @ 440V, 60Hz 1)	Order Number
3	Industrial version	2.8	78.9	3	3-110-821
6	Industrial version	1.9	13	3	3-110-832
10	Industrial version	2.8	6.9	3	3-110-833
16	Industrial version	3.6	3.5	3	3-111-516
20	Industrial version	3.5	2.2	3	3-110-834
3	Industrial version HP	2.3	63.6	3	3-110-843
6	Industrial version HP	2.2	15.3	3	3-110-844
10	Industrial version HP	2.5	6.2	3	3-110-845
16	Industrial version HP	2.8	2.7	3	3-111-519
20	Industrial version HP	2.5	1.5	3	3-110-846
3	Medical Version (M5)	2.8	78.9	0.005	3-110-817
6	Medical Version (M5)	1.9	13	0.005	3-110-818
10	Medical Version (M5)	2.8	6.9	0.005	3-110-819
16	Medical Version (M5)	3.6	3.5	0.005	3-111-515
20	Medical Version (M5)	3.5	2.2	0.005	3-110-820
3	Medical Version (M5) HP	2.3	63.6	0.005	3-110-839
6	Medical Version (M5) HP	2.2	15.3	0.005	3-110-840
10	Medical Version (M5) HP	2.5	6.2	0.005	3-110-841
16	Medical Version (M5) HP	2.8	2.7	0.005	3-111-518
20	Medical Version (M5) HP	2.5	1.5	0.005	3-110-842
3	Standard version	2.8	78.9	0.5	3-110-813
6	Standard version	1.9	13	0.5	3-110-814
10	Standard version	2.8	6.9	0.5	3-110-815
16	Standard version	3.6	3.5	0.5	3-111-514
20	Standard version	3.5	2.2	0.5	3-110-816
3	Standard version HP	2.3	63.6	0.5	3-110-835
6	Standard version HP	2.2	15.3	0.5	3-110-836
10	Standard version HP	2.5	6.2	0.5	3-110-837
16	Standard version HP	2.8	2.7	0.5	3-111-517
20	Standard version HP	2.5	1.5	0.5	3-110-838

Availability for all products can be searched real-time: <https://www.schurter.com/en/info-center/support-tools/stock-check-distributors>

Packaging unit

10 Pcs

Zubehör

Description



DIN_Rail_Kit

Mounting accessory for compact 1- and 3-phase filters

Mouser Electronics

Authorized Distributor

Click to View Pricing, Inventory, Delivery & Lifecycle Information:

[Schurter:](#)

[3-111-515](#) [3-110-815](#) [3-110-845](#) [3-110-836](#) [3-110-813](#) [3-110-834](#) [3-111-518](#) [3-110-816](#) [3-110-844](#) [3-110-832](#) [3-110-819](#) [3-110-820](#) [3-111-517](#) [3-110-817](#) [3-110-833](#) [3-110-821](#) [3-110-846](#) [3-111-514](#) [3-110-839](#) [3-110-814](#) [3-110-841](#) [3-110-837](#) [3-111-516](#) [3-110-835](#) [3-110-840](#) [3-110-818](#) [3-110-842](#) [3-110-838](#) [3-111-519](#) [3-110-843](#)