

Shock-Safe Fuseholder, 5 x 20 mm, Slotted Cap, 4 W / 16 A, IP 40 / IP 67



250 VAC · 4 W/16 A (VDE) · 600 VAC/DC · 30 A (UL/CSA)

See below:

[Approvals and Compliances](#)

Description

- Screw type fuse carrier


Unique Selling Proposition

- Fuseholder with high rated power acceptance
- Panel thickness up to 8 mm

Weblinks

[pdf data sheet](#), [html datasheet](#), [General Product Information](#), [Distributor-Stock-Check](#), [Accessories](#), [Detailed request for product](#), [Microsite](#)

Technical Data

| | |
|----------------------------|---|
| Shock-Safe Category | PC2 |
| Fuse-Link | 5 x 20 mm |
| Mounting | Panel mount, Front Side |
| Attachment | Fixing Nut |
| Terminal | Solder / Quick-Connect 6.3 x 0.8 mm |
| Rated Voltage | 250 VAC (VDE), 600 VAC/DC (UL/CSA) |
| Rated current | 16 A (VDE), 30 A (UL/CSA) |
| Rated Power Acceptance IEC | 4 W / 16 A @ Ta 23 °C Admissible power acceptance at higher ambient temperature see derating curves |
| Degree of Protection | IP40 / IP67 |
| Protection Class | Suitable for appliances with protection class I acc. to IEC 61140 |
| Admissible Ambient Temp. | -40 °C to 85 °C |
| Climatic Category | 40/085/21 acc. to IEC 60068-1 |
| Material: Socket | Thermoplastic, black, UL 94V-0 |
| Material: Terminals | Tin-Plated Copper |
| Unit Weight | 24 g |
| Storage Conditions | 0 °C to 60 °C, max. 70% r.h. |
| Product Marking |  Type, Rated Voltage, Rated current, Certification marks |

| | |
|---------------------------------|--|
| Soldering Methods | Iron Soldering Profile |
| Solderability | 350 °C / 2 sec acc. to IEC 60068-2-20, Test Ta, method 2 |
| Resistance to Soldering Heat | 350 °C / 10 sec acc. to IEC 60068-2-20, Test Tb, method 2 |
| Contact Resistance | ≤ 10 mΩ at 100 mA acc. to IEC 60127-6 |
| Dielectric Strength | > 3 kV > 4 kV between live parts (50 Hz: 1 min) |
| Impulse Withstand Voltage | > 4 kV between live parts > 6 kV between live parts |
| Insulation Resistance | > 10 MΩ between live parts > 100 MΩ between live parts (500 VDC: 1 min) |
| Overvoltage Category | III acc. to IEC 60664-1 |
| Pollution Degree | 3 acc. to IEC 60664-1 |
| Admissible Torque on Fixing Nut | max 1.2 Nm |
| Panel Thickness | max 8 mm |

Approvals and Compliances



Detailed information on product approvals, code requirements, usage instructions and detailed test conditions can be looked up in [Details about Approvals](#)

SCHURTER products are designed for use in industrial environments. They have approvals from independent testing bodies according to national and international standards. Products with specific characteristics and requirements such as required in the automotive sector according to IATF 16949, medical technology according to ISO 13485 or in the aerospace industry can be offered exclusively with customer-specific, individual agreements by SCHURTER.

Approvals




The approval mark is used by the testing authorities to certify compliance with the safety requirements placed on electronic products.

Approval Reference Type: FIZ

| Approval Logo | Certificates | Certification Body | Description |
|---|-------------------------------|--------------------|--------------------------------|
|  | VDE Approvals | VDE | VDE Certificate Number: 127212 |
|  | UL Approvals | UL | UR File Number: E39328 |



Product standards

Product standards that are referenced

| Organization | Design | Standard | Description |
|--|-----------------------|----------------------|--|
|  | Designed according to | IEC 60127-6 | Miniature fuses. Part 6. Fuse-holders for miniature fuse-links |
|  | Designed according to | UL 4248-1 | Industrial Control Equipment |
|  | Designed according to | CSA C22.2 no. 4248.1 | Industrial Control Equipment |







Application standards

Application standards where the product can be used

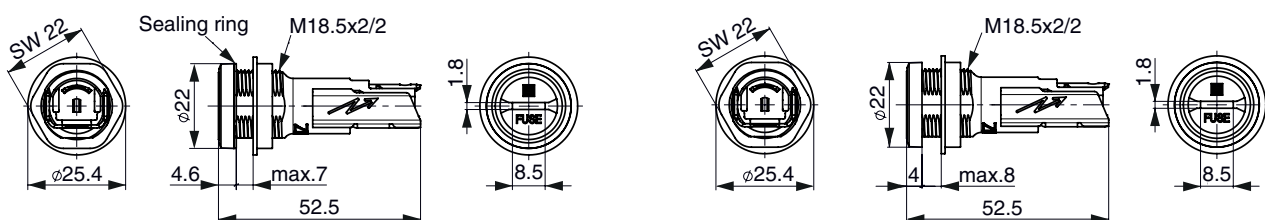
| Organization | Design | Standard | Description |
|--|--------------------------------|----------------|--|
|  | Suitable for applications acc. | IEC/UL 62368-1 | Audio/video, information and communication technology equipment - Part 1: Safety requirements |
|  | Suitable for applications acc. | IEC 60335-1 | Safety of electrical appliances for household and similar purposes. Meets the requirements for appliances in unattended use. This includes the enhanced requirements of glow wire tests acc. to IEC 60695-2-11 or -12 & -13. |

Compliances

The product complies with following Guide Lines

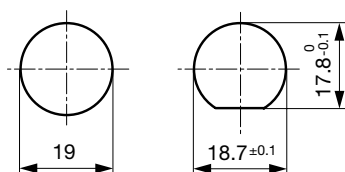
| Identification | Details | Initiator | Description |
|--|--|-------------|---|
|  | CE declaration of conformity | SCHURTER AG | The CE marking declares that the product complies with the applicable requirements laid down in the harmonisation of Community legislation on its affixing in accordance with EU Regulation 765/2008. |
|  | UKCA declaration of conformity | SCHURTER AG | The UKCA marking declares that the product complies with the applicable requirements laid down in the British Amendment of Regulation (EC) 765/2008. |
|  | RoHS | SCHURTER AG | Directive RoHS 2011/65/EU, Amendment (EU) 2015/863 |
|  | China RoHS | SCHURTER AG | The law SJ / T 11363-2006 (China RoHS) has been in force since 1 March 2007. It is similar to the EU directive RoHS. |
|  | REACH | SCHURTER AG | On 1 June 2007, Regulation (EC) No 1907/2006 on the Registration, Evaluation, Authorization and Restriction of Chemicals 1 (abbreviated as "REACH") entered into force. |
|  | White Paper Glow wire test | SCHURTER AG | Meets the requirements of IEC 60335-1 for appliances in unattended use. This includes the enhanced requirements of glow wire tests acc. to IEC 60695-2-11 or -12 & -13. |

Dimension [mm]  52.5 mm



Variants IP67

Variants IP40



Mounting holes

All Variants

| Holder | Cap | Terminal | Degree of Protection | Order Number |
|--------|---------|----------------------------|----------------------|--------------|
| ● | slotted | Solder | IP67 | 0031.2201 |
| ● | slotted | Quick-Connect 6.3 x 0.8 mm | IP67 | 0031.2205 |
| ● | slotted | Solder | IP40 | 0031.2203 |
| ● | slotted | Quick-Connect 6.3 x 0.8 mm | IP40 | 0031.2207 |

Availability for all products can be searched real-time: <https://www.schurter.com/en/info-center/support-tools/stock-check-distributors>

Packaging Unit

Bulk (25 pcs.)

Accessories

Description



Nut_for_fuse_holder

Mounting accessories for fuse holder



Cover_FIZ_FUL

Insulation Cover for FIZ, FUL, FUS

Mouser Electronics

Authorized Distributor

Click to View Pricing, Inventory, Delivery & Lifecycle Information:

[Schurter:](#)

[0031.2201](#) [0031.2203](#) [0031.2205](#) [0031.2207](#) [0031.2221](#) [0031.2220](#)