

IEC Appliance Outlet F, Snap-in Mounting, Front Side, IDC Terminal, integrated Light Pipe, Color Coding



Arrangement "cross", white
(wires cross to pin axis)

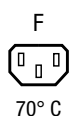


Arrangement "along"
(wires along to pin axis)



Arrangement "along", grey, view from rear side
(wires along to pin axis)

Order required accessories separately



70 °C

See below:

[Approvals and Compliances](#)

Description

- Panel mount :
Snap-in version , front side
- Connector , Pin temperature 70 °C , Protection class I
- Wire gauge 1.5mm²/2.5mm²/14AWG/12AWG
- Light Pipe guidance
- Light Pipe as an accessory, has to be ordered separately
- Live contact as PCB terminal
- IDC terminals acc. to IEC 60998-2-3 for solid wires

Unique Selling Proposition

- IDC terminals for efficient wiring
- Design for slim light pipe guidance
- Light pipe for status indication, optional with 1, 2 or without light pipe guidance
- Cord retention systems of V-Lock, P-Lock and TwyLock supported

Characteristics

- Protection cover can be used as wire press
- Cross and along orientation
- Ideal for intelligent PDU applications
- Suitable for use in equipment according to IEC/UL 62368-1

Other versions on request

- Live contact also available as IDC, solder or quick connect terminal
- Versions for 1 mm² cross wire section
- Samples available in grey and white

References

Alternative: version without light pipe

Last order date: 30.03.2025

Last delivery date: 30.06.2025

Weblinks

[pdf data sheet](#), [html datasheet](#), [General Product Information](#), [Approvals](#), [Distributor-Stock-Check](#), [Accessories](#), [Mounting instruction](#), [Detailed request for product](#), [Landing Page](#), [Video](#)

The outlet is compatible with V-Lock and in the along variant also with side latch mechanisms. The V-Lock connector is equipped with a notch intended for use with the latching cordset. The cord latching systems prevents against accidental removal of the cordset.

Technical Data

Ratings IEC	10 A / 250VAC; 50Hz	Appliance inlet/-outlet	F acc. to IEC 60320-3
Ratings UL/CSA	15 A / 250VAC; 60Hz		UL 60320-1, CSA C22.2 no. 60320-1
Allowable Operation Temperature	-25 °C to 70 °C		(for cold conditions) pin-temperature 70 °C, 10A, Protection Class I
IP-Protection	front side IP40 acc. to IEC 60529		
Protection against electric shock	Suitable for appliances with protection class I acc. to IEC 61140		
Terminal	IDC terminals		
Panel Thickness S	Snap-in, 0.8/1/1.5/2/2.5/3 mm (other on request)		
Material: Housing	Thermoplastic, black, UL 94V-0		

Approvals and Compliances




Detailed information on product approvals, code requirements, usage instructions and detailed test conditions can be looked up in [Details about Approvals](#)

SCHURTER products are designed for use in industrial environments. They have approvals from independent testing bodies according to national and international standards. Products with specific characteristics and requirements such as required in the automotive sector according to IATF 16949, medical technology according to ISO 13485 or in the aerospace industry can be offered exclusively with customer-specific, individual agreements by SCHURTER.

Approvals





The approval mark is used by the testing authorities to certify compliance with the safety requirements placed on electronic products.

Approval Reference Type: 6610-5

Approval Logo	Certificates	Certification Body	Description
	VDE Approvals	VDE	Certificate Number: 40035679
	UL Approvals	UL	UR File Number: E103791
	CCC Approvals	CCC	CCC Certificate Number: 2018180204005165

Product standards

Product standards that are referenced

Organization	Design	Standard	Description
	Designed according to	IEC 60320-1	Appliance couplers for household and similar general purposes
	Designed according to	IEC 60320-3	Appliance couplers for household and similar general purposes
	Designed according to	UL 60320-1	Standard for Attachment Plugs and Receptacles
	Designed according to	CSA C22.2 no. 60320-1	General Use Receptacles, Attachment Plugs, and Similar Wiring Devices







Application standards

Application standards where the product can be used

Organization	Design	Standard	Description
	Suitable for applications acc.	IEC/UL 62368-1	Audio/video, information and communication technology equipment - Part 1: Safety requirements

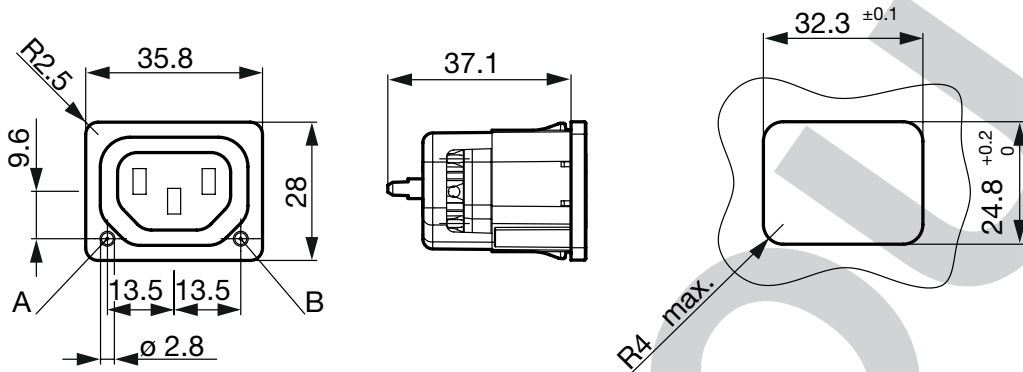
Compliances

The product complies with following Guide Lines

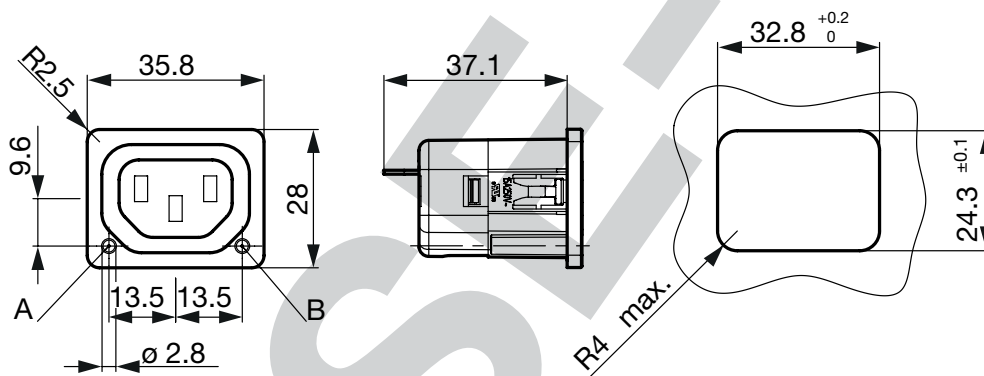
Identification	Details	Initiator	Description
	CE declaration of conformity	SCHURTER AG	The CE marking declares that the product complies with the applicable requirements laid down in the harmonisation of Community legislation on its affixing in accordance with EU Regulation 765/2008.
	UKCA declaration of conformity	SCHURTER AG	The UKCA marking declares that the product complies with the applicable requirements laid down in the British Amendment of Regulation (EC) 765/2008.
	RoHS	SCHURTER AG	Directive RoHS 2011/65/EU, Amendment (EU) 2015/863
	China RoHS	SCHURTER AG	The law SJ / T 11363-2006 (China RoHS) has been in force since 1 March 2007. It is similar to the EU directive RoHS.
	REACH	SCHURTER AG	On 1 June 2007, Regulation (EC) No 1907/2006 on the Registration, Evaluation, Authorization and Restriction of Chemicals 1 (abbreviated as "REACH") entered into force.
		SCHURTER AG	V-Lock system are based on a matching plug-dose combination. The connector is equipped with a notch intended for use with the latching cordset. The cord latching system prevents against accidental removal of the cordset.

Dimensions [mm]

Arrangement "cross"
(wires cross to pin axis)



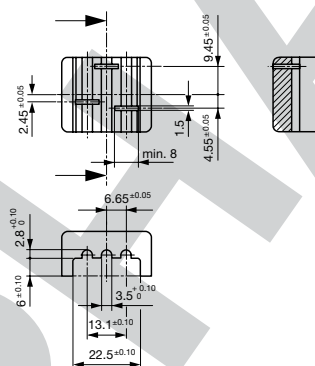
Version "along" (wires along to pin axis)



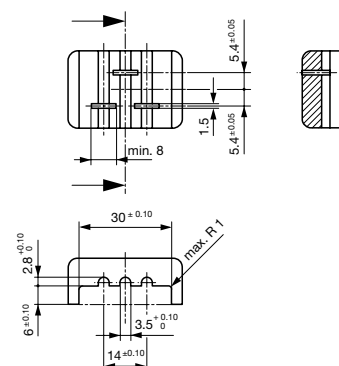
The integration of light pipes in the appliance outlet provides status indication in smart PDUs.

Assembly Instructions

Wire press version "cross"



Wire press version "along"



- The above mentioned dimensions are recommended when using an assembly tool.
- Use the cover or an assembly tool, to push the wires into the IDC terminals.
- The assembly force depends on the wire used and may require as much as 900 N.
- Press the wires into the IDC terminals until the wires touch with the plastic socket of the 6610-5 when using a tool.
- When using the cover be sure that it is properly mounted.
- The maximum diameter of the wire (including insulation) is 3.6 mm for along, 3.5 mm for cross version.
- The correct installation of the wires is essential for proper function of the 6610-5 in the end equipment.

All Variants

Alignment 1)	Terminal type live contact	Conductor cross section	Panel Thickness s [mm]	Light pipe L side	Light pipe N side	Color	Order Number
along	PCB terminals	1.5 mm² / 14 AWG	1.5	●	●	black	3-104-307
along	PCB terminals	2.5 mm² / 12 AWG	1.5	●	●	black	3-104-298
along	PCB terminals	2.5 mm² / 12 AWG	1.5	●		black	3-104-299
along	PCB terminals	2.5 mm² / 12 AWG	1.5		●	black	3-104-300
cross	PCB terminals	1.5 mm² / 14 AWG	1.5	●	●	black	3-104-319
cross	PCB terminals	1.5 mm² / 14 AWG	1.5		●	black	3-104-320
cross	PCB terminals	2.5 mm² / 12 AWG	1.5	●	●	black	3-103-018
cross	PCB terminals	2.5 mm² / 12 AWG	1.5	●		black	3-104-311
cross	PCB terminals	2.5 mm² / 12 AWG	1.5		●	black	3-104-312

1) The alignment describes whether the wires are along or across to the connector pin axis.

Availability for all products can be searched real-time: <https://www.schurter.com/en/info-center/support-tools/stock-check-distributors>

Packaging unit	100 Pcs
----------------	---------

Required Accessory

Description



Light_Pipe
Transparent Plexiglas Light Pipe

Mating Inlets/Plugs

Category / Description

Plug Overview complete



4732, Mounting: Power Cord, Plug: IEC E, Cable	4732
4735, Mounting: Power Cord, Plug: IEC E, Cable	4735
9009, Mounting: Plug: IEC E, Screw clamps	9009
4733, Mounting: Power Cord, Plug: IEC E, Cable	4733
4736, Mounting: Power Cord, Plug: IEC E, Cable	4736

...

Mating Inlets/Plugs shuttered

Interconnection Cord Overview complete



VAC13KS, Interconnection, V-Lock cord retaining, 0.6 m, Connector IEC C13, H05VV-F3G0.75 / SVT 3x18 AWG, black	3-100-354
VAC13KS, Interconnection, V-Lock cord retaining, 3.0 m, Connector IEC C13, SVT 3x18 AWG, black	3-100-361
VAC13KS, Interconnection, V-Lock cord retaining, 1.8 m, Connector IEC C13, H05VV-F3G0.75 / SVT 3x18 AWG, black	3-100-734
VAC13KS, Interconnection, V-Lock cord retaining, 2.0 m, Connector IEC C13, H05VV-F3G0.75 / SVT 3x18 AWG, black	6051.2007
VAC13KS, Interconnection, V-Lock cord retaining, 1.5 m, Connector IEC C13, H05VV-F3G0.75, black	6051.2067

...

Mouser Electronics

Authorized Distributor

Click to View Pricing, Inventory, Delivery & Lifecycle Information:

[Schurter:](#)

[3-104-299](#) [3-104-319](#) [3-103-018](#) [3-104-311](#) [3-104-320](#) [3-104-312](#) [3-104-307](#) [3-104-298](#) [3-104-300](#) [3-102-678](#)