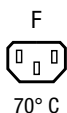


IEC Appliance Outlet F, Snap-in Mounting, Front Side, Solder or Quick-connect Terminal



See below:

[Approvals and Compliances](#)

Description

- Panel mount :
Snap-in version front side
- Connector , Pin temperature 70 °C , Protection class I
- Variants with factory mounted inlet gasket and sealing kit for IP54 into the equipment and the pluggable power supply
- Solder / Quick Connect

Unique Selling Proposition

- Variants made from plant-based plastics with 2.75 kg CO2 reduction per packaging unit
- The plant-based plastics meet the increased glow wire test requirements according to IEC 60695-2-12 and -13
- For use in unattended household appliances according to IEC 60335-1

Other versions on request

- Other panel thickness
- Types for rivet mounting available upon request
- Variant with notch for V-Lock mating Cordsets

References

Alternative: version with integrated light pipes [6600-5](#)

Weblinks

[pdf data sheet](#), [html datasheet](#), [General Product Information](#), [Approvals](#), [Distributor-Stock-Check](#), [Accessories](#), [Detailed request for product](#)

Newly available variants corresponding to V-Lock mating cordset. The connector is equipped with a notch intended for use with the latching cordset. The cord latching system prevents against accidental removal of the cordset.

Technical Data

Ratings IEC	10 A / 250 VAC; 50 Hz
Ratings UL/CSA	15 A / 250 VAC; 60 Hz
Dielectric Strength	> 2 kVAC between L-N > 2 kVAC between L/N-PE (1 min/50 Hz)
Allowable Operation Temperature	-25 °C to 70 °C
IP-Protection	front side IP30 acc. to IEC 60529
Protection against electric shock	Suitable for appliances with protection class I acc. to IEC 61140
Terminal	Solder / Quick Connect
Panel Thickness S	Snap-in: 1/1.2/1.5/2/2.5/3 mm
Material: Housing	Thermoplastic, black, UL 94V-0

Appliance inlet/-outlet	F acc. to IEC 60320-3 UL 60320-1, CSA C22.2 no. 60320-1 (for cold conditions) pin-temperature 70 °C, 10 A, Protection Class I
-------------------------	---

Approvals and Compliances




Detailed information on product approvals, code requirements, usage instructions and detailed test conditions can be looked up in [Details about Approvals](#)

SCHURTER products are designed for use in industrial environments. They have approvals from independent testing bodies according to national and international standards. Products with specific characteristics and requirements such as required in the automotive sector according to IATF 16949, medical technology according to ISO 13485 or in the aerospace industry can be offered exclusively with customer-specific, individual agreements by SCHURTER.

Approvals





The approval mark is used by the testing authorities to certify compliance with the safety requirements placed on electronic products.

Approval Reference Type: 6600-4

Approval Logo	Certificates	Certification Body	Description
	VDE Approvals	VDE	Certificate Number: 40017345
	UL Approvals	UL	UR File Number: E103791
	CCC Approvals	CCC	CCC Certificate Number: 2020180204017597



Product standards

Product standards that are referenced

Organization	Design	Standard	Description
	Designed according to	IEC 60320-1	Appliance couplers for household and similar general purposes
	Designed according to	IEC 60320-3	Appliance couplers for household and similar general purposes
	Designed according to	UL 60320-1	Standard for Attachment Plugs and Receptacles
	Designed according to	CSA C22.2 no. 60320-1	General Use Receptacles, Attachment Plugs, and Similar Wiring Devices









Application standards

Application standards where the product can be used

Organization	Design	Standard	Description
	Suitable for applications acc.	IEC/UL 62368-1	Audio/video, information and communication technology equipment - Part 1: Safety requirements
	Suitable for applications acc.	IEC 60335-1	Safety of electrical appliances for household and similar purposes. Meets the requirements for appliances in unattended use. This includes the enhanced requirements of glow wire tests acc. to IEC 60695-2-11 or -12 & -13.

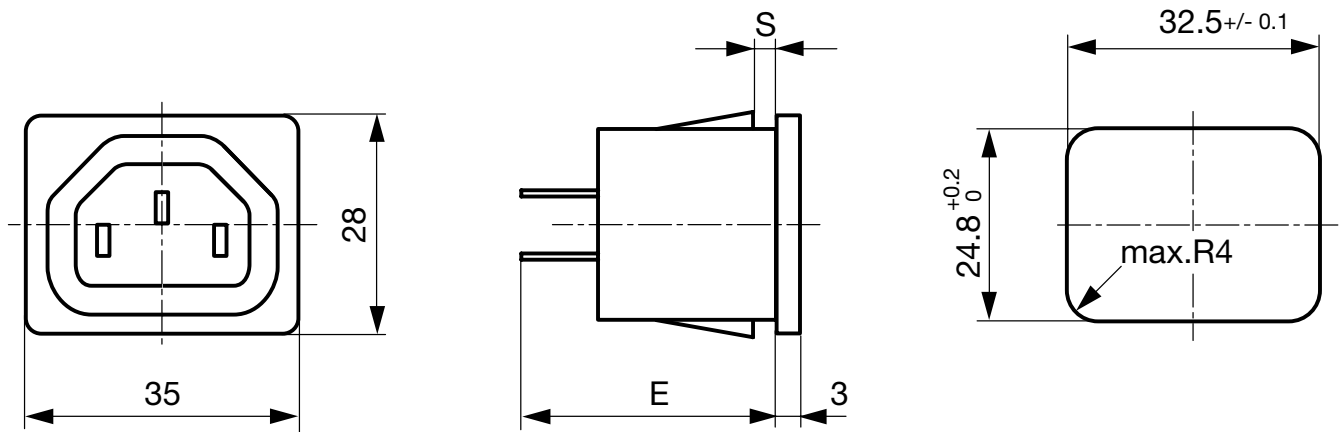
Compliances

The product complies with following Guide Lines

Identification	Details	Initiator	Description
	CE declaration of conformity	SCHURTER AG	The CE marking declares that the product complies with the applicable requirements laid down in the harmonisation of Community legislation on its affixing in accordance with EU Regulation 765/2008.
	UKCA declaration of conformity	SCHURTER AG	The UKCA marking declares that the product complies with the applicable requirements laid down in the British Amendment of Regulation (EC) 765/2008.
	RoHS	SCHURTER AG	Directive RoHS 2011/65/EU, Amendment (EU) 2015/863
	China RoHS	SCHURTER AG	The law SJ / T 11363-2006 (China RoHS) has been in force since 1 March 2007. It is similar to the EU directive RoHS.
	REACH	SCHURTER AG	On 1 June 2007, Regulation (EC) No 1907/2006 on the Registration, Evaluation, Authorization and Restriction of Chemicals 1 (abbreviated as "REACH") entered into force.
		SCHURTER AG	V-Lock system are based on a matching plug-dose combination. The connector is equipped with a notch intended for use with the latching cordset. The cord latching system prevents against accidental removal of the cordset.
	White Paper Glow wire test	SCHURTER AG	Meets the requirements of IEC 60335-1 for appliances in unattended use. This includes the enhanced requirements of glow wire tests acc. to IEC 60695-2-11 or -12 & -13.
	Green Line	SCHURTER AG	Green Line products are aligned with the UN's Strategic Development Goals (SDGs). Components of the products are made of sustainable, environmentally friendly materials. These include, for example, bio-based plastics or lead-free metal alloys. Products in this line can also support the economical, intelligent use of resources.

Dimensions [mm]

6600-4





E: Solder terminals: 24.1 mm

E: Quick connect terminals 4.8 x 0.8 mm: 26.5 mm

E: Quick connect terminals 6.3 x 0.8 mm: 27.5 mm

All Variants

	Panel mounting	Panel Thickness s [mm]	Terminal	IP Protection Class Front Side	Protection Class	Order Number
	Snap-in	1	Quick connect terminals 4.8 x 0.8 mm	IP30	I	6600.4210
	Snap-in	1	Quick connect terminals 4.8 x 0.8 mm	IP30	I	6600.4210.21
	Snap-in	1.2	Quick connect terminals 4.8 x 0.8 mm	IP30	I	6600.4212
	Snap-in	1.2	Quick connect terminals 4.8 x 0.8 mm	IP30	I	6600.4212.21
●	Snap-in	1.5	Quick connect terminals 4.8 x 0.8 mm	IP30	I	3-144-645
	Snap-in	1.5	Quick connect terminals 4.8 x 0.8 mm	IP30	I	6600.4215
	Snap-in	1.5	Quick connect terminals 4.8 x 0.8 mm	IP30	I	6600.4215.21
	Snap-in	2	Quick connect terminals 4.8 x 0.8 mm	IP30	I	6600.4220
	Snap-in	2	Quick connect terminals 4.8 x 0.8 mm	IP30	I	6600.4220.21
	Snap-in	2.5	Quick connect terminals 4.8 x 0.8 mm	IP30	I	6600.4225
	Snap-in	2.5	Quick connect terminals 4.8 x 0.8 mm	IP30	I	6600.4225.21
	Snap-in	3	Quick connect terminals 4.8 x 0.8 mm	IP30	I	6600.4230
	Snap-in	3	Quick connect terminals 4.8 x 0.8 mm	IP30	I	6600.4230.21
	Snap-in	1	Quick connect terminals 6.3 x 0.8 mm	IP30	I	6600.4310
	Snap-in	1	Quick connect terminals 6.3 x 0.8 mm	IP30	I	6600.4310.21
	Snap-in	1.2	Quick connect terminals 6.3 x 0.8 mm	IP30	I	6600.4312
	Snap-in	1.2	Quick connect terminals 6.3 x 0.8 mm	IP30	I	6600.4312.21
●	Snap-in	1.5	Quick connect terminals 6.3 x 0.8 mm	IP30	I	3-144-643
	Snap-in	1.5	Quick connect terminals 6.3 x 0.8 mm	IP30	I	6600.4315
	Snap-in	1.5	Quick connect terminals 6.3 x 0.8 mm	IP30	I	6600.4315.21
	Snap-in	2	Quick connect terminals 6.3 x 0.8 mm	IP30	I	6600.4320
	Snap-in	2	Quick connect terminals 6.3 x 0.8 mm	IP30	I	6600.4320.21
	Snap-in	2.5	Quick connect terminals 6.3 x 0.8 mm	IP30	I	6600.4325
	Snap-in	2.5	Quick connect terminals 6.3 x 0.8 mm	IP30	I	6600.4325.21
	Snap-in	3	Quick connect terminals 6.3 x 0.8 mm	IP30	I	6600.4330

	Panel mounting	Panel Thickness s [mm]	Terminal	IP Protection Class Front Side	Protection Class	Order Number
	Snap-in	3	Quick connect terminals 6.3 x 0.8 mm	IP30	I	6600.4330.21
	Snap-in	1	Solder terminals	IP30	I	6600.4110
	Snap-in	1	Solder terminals	IP30	I	6600.4110.21
	Snap-in	1.2	Solder terminals	IP30	I	6600.4112
	Snap-in	1.2	Solder terminals	IP30	I	6600.4112.21
●	Snap-in	1.5	Solder terminals	IP30	I	3-144-644
	Snap-in	1.5	Solder terminals	IP30	I	6600.4115
	Snap-in	1.5	Solder terminals	IP30	I	6600.4115.21
●	Snap-in	2	Solder terminals	IP30	I	3-144-646
	Snap-in	2	Solder terminals	IP30	I	6600.4120
	Snap-in	2	Solder terminals	IP30	I	6600.4120.21
	Snap-in	2.5	Solder terminals	IP30	I	6600.4125
	Snap-in	2.5	Solder terminals	IP30	I	6600.4125.21
	Snap-in	3	Solder terminals	IP30	I	6600.4130
	Snap-in	3	Solder terminals	IP30	I	6600.4130.21

Availability for all products can be searched real-time: <https://www.schurter.com/en/info-center/support-tools/stock-check-distributors>


Suffix ".21" corresponds to the version with V-Lock mating cordset. The connector is equipped with a notch intended for use with the latching cordset. The cord latching system prevents against accidental removal of the cordset.

Articles for enhanced glow wire test requirements acc. IEC 60695-2-12 and -13 can be ordered with ending ".15" (xxxx.xxxx.15). They are suitable for the use in unattended household equipment acc. IEC 60335-1.

Packaging unit	50 Pcs
----------------	--------

Accessories

Description



[Wire_Harness](#)
Wire harness for SCHURTER products



[RC320](#)
Rear Cover for Power Entry Module



[Cord_retaining_kits](#)
Cord retaining strain relief

Mating Inlets/Plugs

Category / Description

[Plug Overview complete](#)



4732, Mounting: Power Cord, Plug: IEC E, Cable	4732
4735, Mounting: Power Cord, Plug: IEC E, Cable	4735
9009, Mounting: Plug: IEC E, Screw clamps	9009
4733, Mounting: Power Cord, Plug: IEC E, Cable	4733
4736, Mounting: Power Cord, Plug: IEC E, Cable	4736
...	

Mating Inlets/Plugs shuttered

[Interconnection Cord Overview complete](#)



VAC13KS, Interconnection, V-Lock cord retaining, 0.6 m, Connector IEC C13, H05VV-F3G0.75 / SVT 3x18 AWG, black	3-100-354
VAC13KS, Interconnection, V-Lock cord retaining, 3.0 m, Connector IEC C13, SVT 3x18 AWG, black	3-100-361
VAC13KS, Interconnection, V-Lock cord retaining, 1.8 m, Connector IEC C13, H05VV-F3G0.75 / SVT 3x18 AWG, black	3-100-734
VAC13KS, Interconnection, V-Lock cord retaining, 2.0 m, Connector IEC C13, H05VV-F3G0.75 / SVT 3x18 AWG, black	6051.2007
VAC13KS, Interconnection, V-Lock cord retaining, 1.5 m, Connector IEC C13, H05VV-F3G0.75, black	6051.2067
...	

Mouser Electronics

Authorized Distributor

Click to View Pricing, Inventory, Delivery & Lifecycle Information:

[Schurter:](#)

[3-144-643](#) [3-144-644](#) [3-144-645](#) [3-144-646](#)