

IEC Appliance Inlet C16, Snap-in Mounting, Front Side, Solder or Quick-connect Terminal



6110-4



See below:

[Approvals and Compliances](#)

Description

- Panel mount :
Snap-in version front side
- 1 Function :
- Appliance Inlet , Pin temperature 120 °C , Protection class I
- Solder / Quick Connect

Other versions on request

- Other panel thickness
- Types for enhanced glow wire test requirements acc. IEC 60695-2-12 and -13 for the use in unattended household equipment acc. IEC 60335-1

Weblinks

[pdf data sheet](#), [html datasheet](#), [General Product Information](#), [Approvals](#), [Distributor-Stock-Check](#), [Accessories](#), [Detailed request for product](#)

Technical Data

| | |
|-----------------------------------|---|
| Ratings IEC | 10A / 250VAC; 50Hz |
| Ratings UL/CSA | 15A / 250VAC; 60Hz |
| Dielectric Strength | > 2 kVAC between L-N > 2 kVAC between L/N-PE (1 min/50Hz) |
| Allowable Operation Temperature | -25 °C to 120 °C |
| IP-Protection | front side IP30 acc. to IEC 60529 |
| Protection against electric shock | Suitable for appliances with protection class I acc. to IEC 61140 |
| Terminal | Solder / Quick Connect |
| Panel Thickness S | Snap-in: 1/1.2/1.5/2/2.5/3 mm |
| Material: Housing | Thermoplastic, black, UL 94V-0 |

| | |
|-------------------------|---|
| Appliance inlet/-outlet | C16 acc. to IEC 60320-1, UL 60320-1, CSA C22.2 no. 60320-1 (for hot conditions) pin-temperature 120 °C, 10A, Protection Class I |
|-------------------------|---|

Approvals and Compliances

Detailed information on product approvals, code requirements, usage instructions and detailed test conditions can be looked up in [Details about Approvals](#)

SCHURTER products are designed for use in industrial environments. They have approvals from independent testing bodies according to national and international standards. Products with specific characteristics and requirements such as required in the automotive sector according to IATF 16949, medical technology according to ISO 13485 or in the aerospace industry can be offered exclusively with customer-specific, individual agreements by SCHURTER.

Approvals




The approval mark is used by the testing authorities to certify compliance with the safety requirements placed on electronic products.

Approval Reference Type: 6110

| Approval Logo | Certificates | Certification Body | Description |
|---------------|-------------------------------|--------------------|--|
| | VDE Approvals | VDE | Certificate Number: 40015595 |
| | UL Approvals | UL | UR File Number: E96454 |
| | CCC Approvals | CCC | CCC Certificate Number: 2020180204016730 |



Product standards

Product standards that are referenced

| Organization | Design | Standard | Description |
|--|-----------------------|-----------------------|---|
|  | Designed according to | IEC 60320-1 | Appliance couplers for household and similar general purposes |
|  | Designed according to | UL 60320-1 | Standard for Attachment Plugs and Receptacles |
|  | Designed according to | CSA C22.2 no. 60320-1 | General Use Receptacles, Attachment Plugs, and Similar Wiring Devices |







Application standards

Application standards where the product can be used

| Organization | Design | Standard | Description |
|--|--------------------------------|----------------|--|
|  | Suitable for applications acc. | IEC/UL 62368-1 | Audio/video, information and communication technology equipment - Part 1: Safety requirements |
|  | Suitable for applications acc. | IEC 60335-1 | Safety of electrical appliances for household and similar purposes. Meets the requirements for appliances in unattended use. This includes the enhanced requirements of glow wire tests acc. to IEC 60695-2-11 or -12 & -13. |

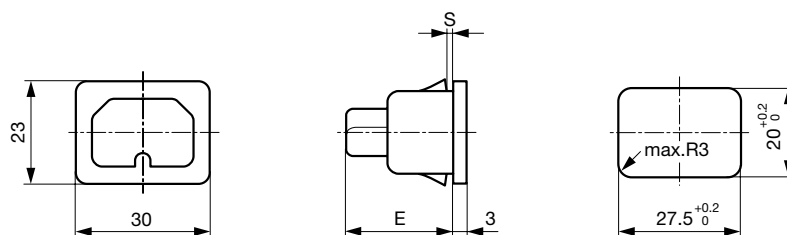
Compliances

The product complies with following Guide Lines

| Identification | Details | Initiator | Description |
|--|--|-------------|---|
|  | CE declaration of conformity | SCHURTER AG | The CE marking declares that the product complies with the applicable requirements laid down in the harmonisation of Community legislation on its affixing in accordance with EU Regulation 765/2008. |
|  | UKCA declaration of conformity | SCHURTER AG | The UKCA marking declares that the product complies with the applicable requirements laid down in the British Amendment of Regulation (EC) 765/2008. |
|  | RoHS | SCHURTER AG | Directive RoHS 2011/65/EU, Amendment (EU) 2015/863 |
|  | China RoHS | SCHURTER AG | The law SJ / T 11363-2006 (China RoHS) has been in force since 1 March 2007. It is similar to the EU directive RoHS. |
|  | REACH | SCHURTER AG | On 1 June 2007, Regulation (EC) No 1907/2006 on the Registration, Evaluation, Authorization and Restriction of Chemicals 1 (abbreviated as "REACH") entered into force. |
|  | White Paper Glow wire test | SCHURTER AG | Meets the requirements of IEC 60335-1 for appliances in unattended use. This includes the enhanced requirements of glow wire tests acc. to IEC 60695-2-11 or -12 & -13. |

Dimensions [mm]

6110-4



E: Solder terminals 22.5 mm

E: Quick connect terminals 25.5 mm

S: 1.0, 1.2, 1.5, 2.0, 2.5, 3.0 mm

All Variants

| Type | Panel mounting | Panel Thickness s [mm] | Terminal | Order Number |
|--------|----------------|---------------------------|--------------------------------------|--------------|
| 6110-4 | Snap-in | 1 | Solder terminals 3.8 x 0.8 mm | 6110.4110 |
| 6110-4 | Snap-in | 1.2 | Solder terminals 3.8 x 0.8 mm | 6110.4112 |
| 6110-4 | Snap-in | 1.5 | Solder terminals 3.8 x 0.8 mm | 6110.4115 |
| 6110-4 | Snap-in | 2 | Solder terminals 3.8 x 0.8 mm | 6110.4120 |
| 6110-4 | Snap-in | 2.5 | Solder terminals 3.8 x 0.8 mm | 6110.4125 |
| 6110-4 | Snap-in | 3 | Solder terminals 3.8 x 0.8 mm | 6110.4130 |
| 6110-4 | Snap-in | 1 | Quick connect terminals 4.8 x 0.8 mm | 6110.4210 |

| Type | Panel mounting | Panel Thickness s [mm] | Terminal | Order Number |
|--------|----------------|---------------------------|--------------------------------------|--------------|
| 6110-4 | Snap-in | 1.2 | Quick connect terminals 4.8 x 0.8 mm | 6110.4212 |
| 6110-4 | Snap-in | 1.5 | Quick connect terminals 4.8 x 0.8 mm | 6110.4215 |
| 6110-4 | Snap-in | 2 | Quick connect terminals 4.8 x 0.8 mm | 6110.4220 |
| 6110-4 | Snap-in | 2.5 | Quick connect terminals 4.8 x 0.8 mm | 6110.4225 |
| 6110-4 | Snap-in | 3 | Quick connect terminals 4.8 x 0.8 mm | 6110.4230 |
| 6110-4 | Snap-in | 0.8 | Quick connect terminals 6.3 x 0.8 mm | 6110.4308 |
| 6110-4 | Snap-in | 1 | Quick connect terminals 6.3 x 0.8 mm | 6110.4310 |
| 6110-4 | Snap-in | 1 | Quick connect terminals 6.3 x 0.8 mm | 6110.4310.G |
| 6110-4 | Snap-in | 1.2 | Quick connect terminals 6.3 x 0.8 mm | 6110.4312 |
| 6110-4 | Snap-in | 1.5 | Quick connect terminals 6.3 x 0.8 mm | 6110.4315 |
| 6110-4 | Snap-in | 2 | Quick connect terminals 6.3 x 0.8 mm | 6110.4320 |
| 6110-4 | Snap-in | 2.5 | Quick connect terminals 6.3 x 0.8 mm | 6110.4325 |
| 6110-4 | Snap-in | 3 | Quick connect terminals 6.3 x 0.8 mm | 6110.4330 |

Most Popular.

Availability for all products can be searched real-time: <https://www.schurter.com/en/info-center/support-tools/stock-check-distributors>

Articles for enhanced glow wire test requirements acc. IEC 60695-2-12 and -13 can be ordered with ending ".15" (xxxx.xxxx.15). They are suitable for the use in unattended household equipment acc. IEC 60335-1.

Packaging unit 50 Pcs

Accessories

Description



RC320
Rear Cover for Power Entry Module



Cord_retaining_kits
Cord retaining strain relief

Countersunk, C 4700.0003

Mating Outlets/Connectors

Category / Description



Connector Overview complete

| | |
|--|------|
| 4781 Mounting: Power Cord, Cable, Connector: IEC C15 | 4781 |
| 4784 Mounting: Power Cord, 3 x 1 mm ² / 3 x 18 AWG, Cable, Connector: IEC C15 | 4784 |

Mouser Electronics

Authorized Distributor

Click to View Pricing, Inventory, Delivery & Lifecycle Information:

[Schurter:](#)

[6110.4215](#) [6110.4315](#) [6110.4115](#) [6110.4112](#) [6110.4125](#) [6110.4212](#) [6110.4225](#) [6110.4308](#) [6110.4312](#) [6110.4325](#)
[6110.411](#) [6110.412](#) [6110.413](#) [6110.421](#) [6110.422](#) [6110.431](#) [6110.432](#) [6110.433](#) [6110.91](#) [6110.93](#) [6110.4310](#)
[6110.9100](#) [6110.4110](#) [6110.4130](#) [6110.9300](#) [6110.4220](#) [6110.4330](#) [6110.4120](#) [6110.4210](#) [6110.4320](#)