

IEC Appliance Inlet C14, Screw-on Mounting, Front or Rear Side, Solder or Quick-connect Terminal

new



6100-3 with sealing kit IP54 to appliance
(without locking brackets)



IEC connector C14
Screw-on mounting
Solder/quick connect terminals
6100-3



6100-3 with sealing kit IP54
(including locking brackets)



See below:

[Approvals and Compliances](#)

Description

- Panel mount :
Screw-on mounting front / rear-side
- Appliance Inlet , Pin temperature 70 °C , Protection class I
- Variants with factory mounted inlet gasket and sealing kit for IP54 into the equipment and the pluggable power supply
- Solder / Quick Connect

Unique Selling Proposition

- Variants made from plant-based plastics with 2.75 kg CO2 reduction per packaging unit
- This inlet, made from fossil or plant-based plastic, meets the enhanced glow-wire test requirements in accordance with IEC 60695-2-12 and -13
- For use in unattended household appliances according to IEC 60335-1

Other versions on request

- Types for rivet mounting available upon request

References

Alternative: protection class II version [6102-3](#)

Alternative: version with line filter [5110](#); [5120](#)

Weblinks

[pdf data sheet](#), [html datasheet](#), [General Product Information](#), [Approvals](#), [Distributor-Stock-Check](#), [Accessories](#), [Detailed request for product](#)

Technical Data

| | |
|-----------------------------------|---|
| Ratings IEC | 10 A / 250 VAC; 50 Hz |
| Ratings UL/CSA | 15 A / 250 VAC; 60 Hz |
| Dielectric Strength | > 2 kVAC between L-N > 2 kVAC between L/N-PE (1 min/50 Hz) |
| Allowable Operation Temperature | -25 °C to 70 °C |
| IP-Protection | front side IP40 / IP54 with sealing kit acc. to IEC 60529 |
| Protection against electric shock | Suitable for appliances with protection class I acc. to IEC 61140 |
| Terminal | Solder / Quick Connect |
| Panel Thickness S | Screw: max 8 mm, max 3 mm with sealing kit Mounting screw torque max 0.5 Nm |
| Material: Housing | Thermoplastic, black, UL 94V-0 |

| | |
|-------------------------|--|
| Appliance inlet/-outlet | C14 acc. to IEC 60320-1, UL 60320-1, CSA C22.2 no. 60320-1 (for cold conditions) pin-temperature 70 °C, 10 A, Protection Class I |
|-------------------------|--|

Approvals and Compliances




Detailed information on product approvals, code requirements, usage instructions and detailed test conditions can be looked up in [Details about Approvals](#)

SCHURTER products are designed for use in industrial environments. They have approvals from independent testing bodies according to national and international standards. Products with specific characteristics and requirements such as required in the automotive sector according to IATF 16949, medical technology according to ISO 13485 or in the aerospace industry can be offered exclusively with customer-specific, individual agreements by SCHURTER.

Approvals




The approval mark is used by the testing authorities to certify compliance with the safety requirements placed on electronic products.

Approval Reference Type: 6100

| Approval Logo | Certificates | Certification Body | Description |
|--|-------------------------------|--------------------|--|
|  | VDE Approvals | VDE | Certificate Number: 40015595 |
|  | UL Approvals | UL | UR File Number: E96454 |
|  | CCC Approvals | CCC | CCC Certificate Number: 2020180204014680 |



Product standards

Product standards that are referenced

| Organization | Design | Standard | Description |
|--|-----------------------|-----------------------|---|
|  | Designed according to | IEC 60320-1 | Appliance couplers for household and similar general purposes |
|  | Designed according to | UL 60320-1 | Standard for Attachment Plugs and Receptacles |
|  | Designed according to | CSA C22.2 no. 60320-1 | General Use Receptacles, Attachment Plugs, and Similar Wiring Devices |








Application standards

Application standards where the product can be used

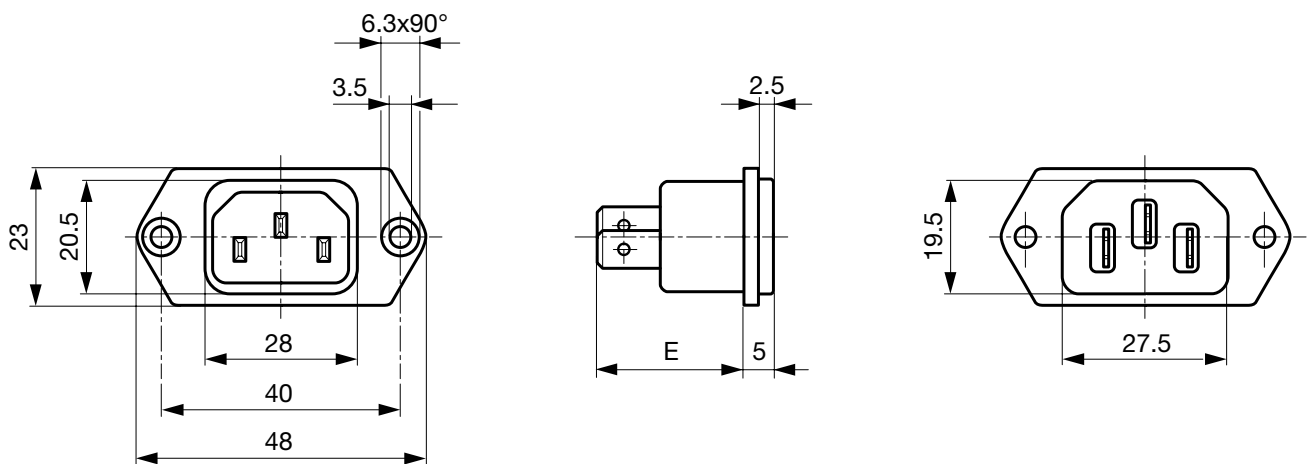
| Organization | Design | Standard | Description |
|---|--------------------------------|----------------|--|
|  | Suitable for applications acc. | IEC/UL 62368-1 | Audio/video, information and communication technology equipment - Part 1: Safety requirements |
|  | Suitable for applications acc. | IEC 60335-1 | Safety of electrical appliances for household and similar purposes. Meets the requirements for appliances in unattended use. This includes the enhanced requirements of glow wire tests acc. to IEC 60695-2-11 or -12 & -13. |

Compliances

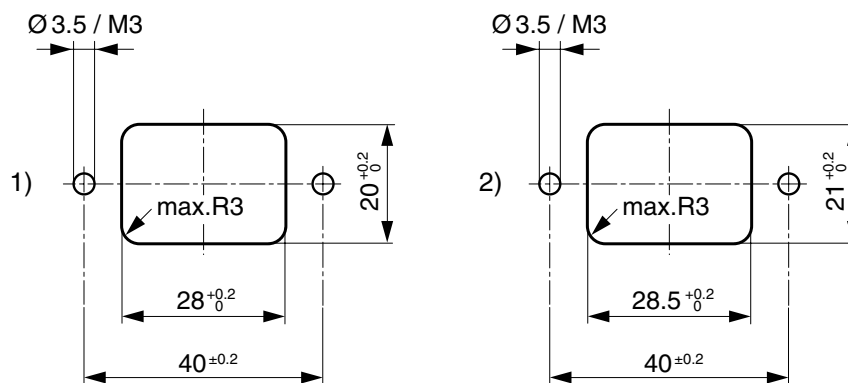
The product complies with following Guide Lines

| Identification | Details | Initiator | Description |
|--|--|-------------|--|
|  | CE declaration of conformity | SCHURTER AG | The CE marking declares that the product complies with the applicable requirements laid down in the harmonisation of Community legislation on its affixing in accordance with EU Regulation 765/2008. |
|  | UKCA declaration of conformity | SCHURTER AG | The UKCA marking declares that the product complies with the applicable requirements laid down in the British Amendment of Regulation (EC) 765/2008. |
|  | RoHS | SCHURTER AG | Directive RoHS 2011/65/EU, Amendment (EU) 2015/863 |
|  | China RoHS | SCHURTER AG | The law SJ / T 11363-2006 (China RoHS) has been in force since 1 March 2007. It is similar to the EU directive RoHS. |
|  | REACH | SCHURTER AG | On 1 June 2007, Regulation (EC) No 1907/2006 on the Registration, Evaluation, Authorization and Restriction of Chemicals 1 (abbreviated as "REACH") entered into force. |
|  | White Paper Glow wire test | SCHURTER AG | Meets the requirements of IEC 60335-1 for appliances in unattended use. This includes the enhanced requirements of glow wire tests acc. to IEC 60695-2-11 or -12 & -13. |
|  | Green Line | SCHURTER AG | Green Line products are aligned with the UN's Strategic Development Goals (SDGs). Components of the products are made of sustainable, environmentally friendly materials. These include, for example, bio-based plastics or lead-free metal alloys. Products in this line can also support the economical, intelligent use of resources. |

Dimensions [mm]



E: Solder terminals 20.5 mm
E: Quick connect terminals 23.5 mm

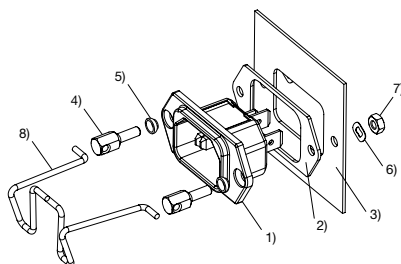


1) mounting from front-side
2) mounting from rear-side

Assembly Instructions

6100-3 incl. sealing kit for IP54

Mating cordsets to sealing kit



Panel thickness max. 3 mm Tightening torque max. 0.1 Nm

- 1) Device plug 6100-3 with factory-fitted insertion seal
- 2) Flat gasket
- 3) Housing
- 4) Support bolt
- 5) Sealing ring
- 6) Spring washer
- 7) Nut
- 8) Locking bracket

| Part no | Country plug | Cable length | Cross section | Color |
|-----------|----------------|--------------|------------------------|-------|
| 6000.0214 | open end | 2.0 m | 3x1 mm ² | black |
| 6003.0215 | EURO plug | 2.5 m | 3x1 mm ² | black |
| 6004.0215 | EURO plug | 2.5 m | 3x1 mm ² | black |
| 6007.0212 | EURO plug | 1.0 m | 3x1 mm ² | black |
| 6007.0214 | IEC plug | 2.0 m | 3x1 mm ² | black |
| 6004.0114 | EURO plug | 2.0 m | 3x0.75 mm ² | black |
| 6026.0215 | Italy | 2.5 m | 3x1 mm ² | black |
| 6009.1315 | North America | 2.5 m | 3x18 AWG | black |
| 6047.6414 | Japan | 2.0 m | 3x0.75 mm ² | black |
| 6009.1214 | North America | 2.0 m | 3x18 AWG | black |
| 6011.0215 | Switzerland | 2.5 m | 3x1 mm ² | black |
| 6044.0215 | United Kingdom | 2.5 m | 3x1 mm ² | black |

Variants

| | Panel mounting | Sealing kit | Terminal | IP Protection Class Front Side | Protection Class | Order Number |
|---|----------------|-------------------------|--------------------------------------|--------------------------------|------------------|--------------|
| ● | Screw | - | Quick connect terminals 4.8 x 0.8 mm | IP40 | I | 3-144-634 |
| | Screw | - | Quick connect terminals 4.8 x 0.8 mm | IP40 | I | 6100.3200 |
| | Screw | with locking bracket | Quick connect terminals 4.8 x 0.8 mm | IP54 | I | 6100.3200.33 |
| | Screw | without locking bracket | Quick connect terminals 4.8 x 0.8 mm | IP54 | I | 6100.3200.32 |
| ● | Screw | - | Quick connect terminals 6.3 x 0.8 mm | IP40 | I | 3-144-632 |
| | Screw | - | Quick connect terminals 6.3 x 0.8 mm | IP40 | I | 6100.3300 |
| | Screw | with locking bracket | Quick connect terminals 6.3 x 0.8 mm | IP54 | I | 6100.3300.33 |
| | Screw | without locking bracket | Quick connect terminals 6.3 x 0.8 mm | IP54 | I | 6100.3300.32 |
| ● | Screw | - | Solder terminals 3.5 x 0.8 mm | IP40 | I | 3-144-633 |
| | Screw | - | Solder terminals 3.5 x 0.8 mm | IP40 | I | 6100.3100 |
| | Screw | with locking bracket | Solder terminals 3.5 x 0.8 mm | IP54 | I | 6100.3100.33 |
| | Screw | without locking bracket | Solder terminals 3.5 x 0.8 mm | IP54 | I | 6100.3100.32 |




Availability for all products can be searched real-time: <https://www.schurter.com/en/info-center/support-tools/stock-check-distributors>

The variants IP54 (6100.xxxx.33) include the inlet with factory mounted inlet gasket and the kit for IP protection to the equipment and for the power connector incl. a cord retaining for a specific cord connector. Samples can be ordered with suffix ".H" (e.g. 6100.3100.33.H).

Articles for enhanced glow wire test requirements acc. IEC 60695-2-12 and -13 can be ordered on request. They are suitable for the use in unattended household equipment acc. IEC 60335-1.

| | |
|----------------|--------|
| Packaging unit | 50 Pcs |
|----------------|--------|

Accessories

| | Description | |
|---|--|-----------|
|  | <p>Wire_Harness</p> <p>Wire harness for SCHURTER products</p> | |
|  | <p>RC320</p> <p>Rear Cover for Power Entry Module</p> | |
|  | <p>Cord_retaining_kits</p> <p>Cord retaining strain relief</p> | |
| | Flat head, A | 4700.0001 |

Mating Outlets/Connectors

Category / Description

Appliance Outlet Overview complete



| | |
|--|------|
| 4787, Mounting: Screw-on mounting, Appliance Outlet: IEC Solder terminals, 10 A, Suitable for appliances with protection class I | 4787 |
| 4788, Mounting: Snap-in version, Appliance Outlet: IEC Solder / Quick Connect, 10 A, Suitable for appliances with protection class I | 4788 |
| IEC Appliance Outlet F or H, Screw-on Mounting, Front Side, Solder, PCB or Quick-connect Terminal | 5091 |

Connector Overview complete



| | |
|---|---------|
| 4782 Mounting: Power Cord, 3 x 1 mm ² / 3 x 18 AWG, Cable, Connector: IEC C13 | 4782 |
| 4785 Mounting: Power Cord, 3 x 1 mm ² / 3 x 18 AWG, Cable, Connector: IEC C13 | 4785 |
| 4300-06 Mounting: Power Cord, 3 x 1 mm ² / 3 x 18 AWG, Cable, Connector: IEC C13 | 4300-06 |
| 4781 Mounting: Power Cord, Cable, Connector: IEC C15 | 4781 |
| 4784 Mounting: Power Cord, 3 x 1 mm ² / 3 x 18 AWG, Cable, Connector: IEC C15 | 4784 |

Mouser Electronics

Authorized Distributor

Click to View Pricing, Inventory, Delivery & Lifecycle Information:

[Schurter:](#)

[6100.3100.32](#) [6100.3300.32](#) [6100.3200.32](#) [3-144-632](#) [3-144-633](#) [3-144-634](#)