

IEC Appliance Inlet C14, Snap-in Mounting, Front Side, Solder or Quick-connect Terminal



6100-4



See below:

Approvals and Compliances

Description

- Panel mount :
Snap-in version from front side
- 1 Function :
- Appliance Inlet , Pin temperature 70 °C , Protection class I
- Solder terminals or quick connect terminals

Other versions on request

- Other panel thickness
- Types for enhanced glow wire test requirements acc. IEC 60695-2-12 and -13 for the use in unattended household equipment acc. IEC 60335-1

References

- Alternative: protection class II version [6102-5](#)
- Alternative: version with line filter [5110](#); [5120](#)

Weblinks

[pdf data sheet](#), [html datasheet](#), [General Product Information](#), [Distributor-Stock-Check](#), [Accessories](#), [Detailed request for product](#)

Technical Data

| | |
|---------------------------------|---|
| Ratings IEC | 10A / 250VAC; 50Hz |
| Ratings UL/CSA | 15A / 250VAC; 60Hz |
| Dielectric Strength | > 2kVAC between L-N > 2kVAC between L/N-PE (1 min/50Hz) |
| Allowable Operation Temperature | -25 °C to 70 °C |
| IP-Protection | from front side IP30 acc. to IEC 60529 |
| Insulation cover | Suitable for appliances with protection class I acc. to IEC 61140 |
| Terminal | Solder terminals or quick connect terminals |
| Panel Thickness S | Snap-in: 1/1.2/1.5/2/2.5/3 mm |
| Material: Housing | Thermoplastic, black, UL 94V-0 |

| | |
|-------------------------|---|
| appliance inlet/-outlet | C14 acc. to IEC 60320-1, UL 60320-1, CSA C22.2 no. 60320-1 (for cold conditions) pin-temperature 70 °C, 10A, Protection Class I |
|-------------------------|---|

Approvals and Compliances

Detailed information on product approvals, code requirements, usage instructions and detailed test conditions can be looked up in [Details about Approvals](#)

SCHURTER products are designed for use in industrial environments. They have approvals from independent testing bodies according to national and international standards. Products with specific characteristics and requirements such as required in the automotive sector according to IATF 16949, medical technology according to ISO 13485 or in the aerospace industry can be offered exclusively with customer-specific, individual agreements by SCHURTER.

Approvals




The approval mark is used by the testing authorities to certify compliance with the safety requirements placed on electronic products.

Approval Reference Type: 6100

| Approval Logo | Certificates | Certification Body | Description |
|---------------|-------------------------------|--------------------|------------------------------|
| | VDE Approvals | VDE | Certificate Number: 40015595 |
| | UL Approvals | UL | UL File Number: E96454 |
| | CCC Approvals | CCC | CCC Certificate Number: |



Product standards

Product standards that are referenced

| Organization | Design | Standard | Description |
|--|-----------------------|-----------------------|---|
|  | Designed according to | IEC 60320-1 | Appliance couplers for household and similar general purposes |
|  | Designed according to | UL 60320-1 | Standard for Attachment Plugs and Receptacles |
|  | Designed according to | CSA C22.2 no. 60320-1 | General Use Receptacles, Attachment Plugs, and Similar Wiring Devices |






Application standards

Application standards where the product can be used

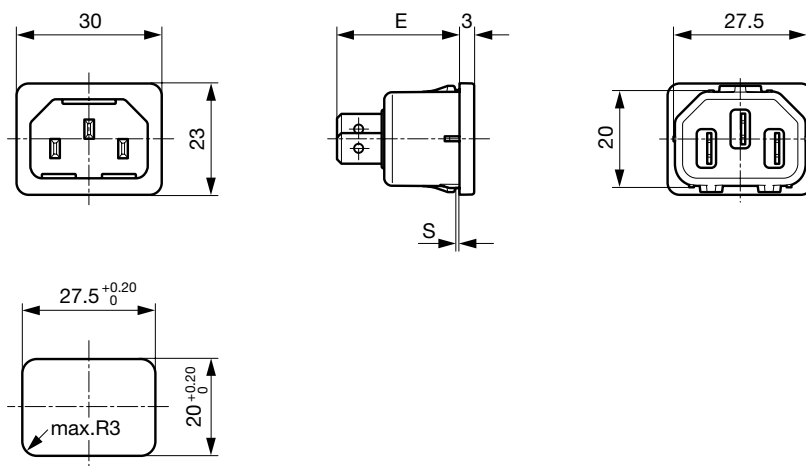
| Organization | Design | Standard | Description |
|--|--------------------------------|--------------|--|
|  | Designed for applications acc. | IEC/UL 60950 | IEC 60950-1 includes the basic requirements for the safety of information technology equipment. |
|  | Designed for applications acc. | IEC 60335-1 | Safety of electrical appliances for household and similar purposes. Meets the requirements for appliances in unattended use. This includes the enhanced requirements of glow wire tests acc. to IEC 60695-2-11 or -12 & -13. |

Compliances

The product complies with following Guide Lines

| Identification | Details | Initiator | Description |
|--|--|-------------|---|
|  | CE declaration of conformity | SCHURTER AG | The CE marking declares that the product complies with the applicable requirements laid down in the harmonisation of Community legislation on its affixing in accordance with EU Regulation 765/2008. |
|  | RoHS | SCHURTER AG | Directive RoHS 2011/65/EU, Amendment (EU) 2015/836 |
|  | China RoHS | SCHURTER AG | The law SJ / T 11363-2006 (China RoHS) has been in force since 1 March 2007. It is similar to the EU directive RoHS. |
|  | REACH | SCHURTER AG | On 1 June 2007, Regulation (EC) No 1907/2006 on the Registration, Evaluation, Authorization and Restriction of Chemicals 1 (abbreviated as "REACH") entered into force. |
|  | White paper Glow wire test | SCHURTER AG | Meets the requirements of IEC 60335-1 for appliances in unattended use. This includes the enhanced requirements of glow wire tests acc. to IEC 60695-2-11 or -12 & -13. |

Dimensions [mm]



E: Solder terminals 22.5 mm

E: Quick connect terminals 25.5 mm

S: 1.0, 1.2, 1.5, 2.0, 2.5, 3.0 mm

All Variants

| Type | Protection Class | Panel mounting | Panel Thickness s [mm] | Terminal | Order Number |
|--------|------------------|----------------|------------------------|--------------------------------------|--------------|
| 6100-4 | I | Snap-in | 1 | Quick connect terminals 4.8 x 0.8 mm | 6100.4210 |
| 6100-4 | I | Snap-in | 1.2 | Quick connect terminals 4.8 x 0.8 mm | 6100.4212 |
| 6100-4 | I | Snap-in | 1.5 | Quick connect terminals 4.8 x 0.8 mm | 6100.4215 |
| 6100-4 | I | Snap-in | 1.6 | Quick connect terminals 4.8 x 0.8 mm | 6100.4216 |
| 6100-4 | I | Snap-in | 2 | Quick connect terminals 4.8 x 0.8 mm | 6100.4220 |
| 6100-4 | I | Snap-in | 2.5 | Quick connect terminals 4.8 x 0.8 mm | 6100.4225 |
| 6100-4 | I | Snap-in | 3 | Quick connect terminals 4.8 x 0.8 mm | 6100.4230 |
| 6100-4 | I | Snap-in | 1 | Quick connect terminals 6.3 x 0.8 mm | 6100.4310 |
| 6100-4 | I | Snap-in | 1.2 | Quick connect terminals 6.3 x 0.8 mm | 6100.4312 |
| 6100-4 | I | Snap-in | 1.5 | Quick connect terminals 6.3 x 0.8 mm | 6100.4315 |
| 6100-4 | I | Snap-in | 2 | Quick connect terminals 6.3 x 0.8 mm | 6100.4320 |
| 6100-4 | I | Snap-in | 2.5 | Quick connect terminals 6.3 x 0.8 mm | 6100.4325 |
| 6100-4 | I | Snap-in | 3 | Quick connect terminals 6.3 x 0.8 mm | 6100.4330 |
| 6100-4 | I | Snap-in | 1 | Solder terminals 3.8 x 0.8 mm | 6100.4110 |
| 6100-4 | I | Snap-in | 1.2 | Solder terminals 3.8 x 0.8 mm | 6100.4112 |
| 6100-4 | I | Snap-in | 1.5 | Solder terminals 3.8 x 0.8 mm | 6100.4115 |
| 6100-4 | I | Snap-in | 2 | Solder terminals 3.8 x 0.8 mm | 6100.4120 |
| 6100-4 | I | Snap-in | 2.5 | Solder terminals 3.8 x 0.8 mm | 6100.4125 |
| 6100-4 | I | Snap-in | 3 | Solder terminals 3.8 x 0.8 mm | 6100.4130 |

Most Popular.

Availability for all products can be searched real-time: <https://www.schurter.com/en/Stock-Check/Stock-Check-SCHURTER>

Articles for enhanced glow wire test requirements acc. IEC 60695-2-12 and -13 can be ordered with ending ".15" (xxxx.xxxx.15). They are suitable for the use in unattended household equipment acc. IEC 60335-1.

Packaging unit 50 Pcs

Accessories

Description



Wire Harness
 Wire harness for SCHURTER products



Assorted Covers
 Rear Cover

0859.0048

4311.9401

4311.9402



Cord retaining kits
 Cord retaining strain relief

Countersunk, C

4700.0003

Mating Outlets/Connectors

Category / Description

[Appliance Outlet Overview complete](#)

| | |
|--|------|
| 4787, Mounting: Screw-on mounting, Appliance Outlet: IEC Solder terminals, 10 A, Suitable for appliances with protection class I | 4787 |
|--|------|

| | |
|---|------|
| 4788, Mounting: Snap-in version, Appliance Outlet: IEC Solder terminals or quick connect terminals, 10 A, Suitable for appliances with protection class I | 4788 |
|---|------|

| | |
|---|------|
| IEC Appliance Outlet F or H, Screw-on Mounting, Front Side, Solder, PCB or Quick-connect Terminal | 5091 |
|---|------|

[Appliance Outlet further types to 6100-4](#)

[Connector Overview complete](#)

| | |
|--|------|
| 4022 Mounting: Power Supply Cord, 3 x 1.5 mm ² , Screw clamps, Connector: IEC C13 | 4022 |
|--|------|

| | |
|--|------|
| 4782 Mounting: Power Cord, 3 x 1 mm ² / 3 x 18 AWG, Cable, Connector: IEC C13 | 4782 |
|--|------|

| | |
|--|------|
| 4012 Mounting: Power Supply Cord, 3 x 1 mm ² , Screw clamps, Connector: IEC C13 | 4012 |
|--|------|

| | |
|--|------|
| 4785 Mounting: Power Cord, 3 x 1 mm ² / 3 x 18 AWG, Cable, Connector: IEC C13 | 4785 |
|--|------|

| | |
|---|---------|
| 4300-06 Mounting: Power Cord, 3 x 1 mm ² / 3 x 18 AWG, Cable, Connector: IEC C13 | 4300-06 |
|---|---------|

[Connector further types to 6100-4](#)

...

Mouser Electronics

Authorized Distributor

Click to View Pricing, Inventory, Delivery & Lifecycle Information:

Schurter:

[6100.4212](#) [6100.4215](#) [6100.4225](#) [6100.4315](#) [6100.4310](#) [6100.4115](#) [6100.4108](#) [6100.4112](#) [6100.4125](#) [6100.4308](#)
[6100.4312](#) [6100.4325](#) [6100.4330](#) [6100.4216](#) [6100.411](#) [6100.412](#) [6100.413](#) [6100.421](#) [6100.422](#) [6100.423](#)
[6100.4320](#) [6100.433](#) [6100.91](#) [6100.92](#) [6100.93](#) [6100.9100](#) [6100.9300](#) [6100.4210](#) [6100.4220](#) [6100.4120](#)
[6100.4230](#) [6100.9200](#) [6100.4130](#) [6100.4110](#)