
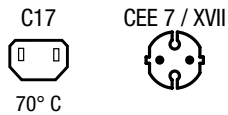


EU Power cord with IEC connector C17, V-Lock, straight



Power plug EU  
black



See below:

**Approvals and Compliances**

### Description

- Power Cord
- Protection class II , Pin temperature 70 °C
- with V-Lock interlocking system

### Weblinks

[pdf data sheet](#), [html datasheet](#), [General Product Information](#), [Distributor-Stock-Check](#), [Accessories](#), [Detailed request for product](#)

### Technical Data

|                                   |  |                         |   |
|-----------------------------------|--|-------------------------|---|
| Ratings IEC                       | 10A / 250VAC; 50Hz   | Appliance inlet/-outlet | C17 acc. to IEC 60320-1   |
| Dielectric Strength               | > 2 kVDC between L-N<br>(1 min/50 Hz)                              |                         | (for cold conditions) pin-temperature 70 °C, 10A, Protection Class II |
| Allowable Operation Temperature   | -25 °C to 70 °C  |                         |   |
| IP-Protection                     | front side IP20 acc. to IEC 60529                                  |                         |   |
| Protection against electric shock | Suitable for appliances with protection class II acc. to IEC 61140 |                         |   |
| Terminal                          | moulded  |                         |   |
| Material: Housing                 | PVC, black   |                         |   |

### Approvals and Compliances

Detailed information on product approvals, code requirements, usage instructions and detailed test conditions can be looked up in [Details about Approvals](#)

SCHURTER products are designed for use in industrial environments. They have approvals from independent testing bodies according to national and international standards. Products with specific characteristics and requirements such as required in the automotive sector according to IATF 16949, medical technology according to ISO 13485 or in the aerospace industry can be offered exclusively with customer-specific, individual agreements by SCHURTER.

### Approvals

The approval mark is used by the testing authorities to certify compliance with the safety requirements placed on electronic products.

Approval Reference Type: 6051.2803

| Approval Logo | Certificates                  | Certification Body | Description             |
|---------------|-------------------------------|--------------------|-------------------------|
|               | <a href="#">VDE Approvals</a> | VDE                | VDE Certificate Number: |


### Product standards

Product standards that are referenced

| Organization | Design                | Standard    | Description   |
|--------------|-----------------------|-------------|---|
|              | Designed according to | IEC 60320-1 | Appliance couplers for household and similar general purposes |
|              | Designed according to | IEC 60320-1 | Appliance couplers for household and similar general purposes |
|              | Designed according to | IEC 60320-1 | Appliance couplers for household and similar general purposes |
|              | Designed according to | BS 1363-1   | Socket-outlets, adapters and connection units                 |







## Application standards

Application standards where the product can be used

| Organization   | Design                         | Standard       | Description   |
|--|--------------------------------|----------------|---|
|  | Suitable for applications acc. | IEC/UL 62368-1 | Audio/video, information and communication technology equipment - Part 1: Safety requirements |

## Compliances

The product complies with following Guide Lines

| Identification   | Details  | Initiator   | Description  |
|--|--|-------------|--|
|  | <a href="#">CE declaration of conformity</a>   | SCHURTER AG | The CE marking declares that the product complies with the applicable requirements laid down in the harmonisation of Community legislation on its affixing in accordance with EU Regulation 765/2008.                        |
|  | <a href="#">UKCA declaration of conformity</a> | SCHURTER AG | The UKCA marking declares that the product complies with the applicable requirements laid down in the British Amendment of Regulation (EC) 765/2008.   |
|  | RoHS   | SCHURTER AG | Directive RoHS 2011/65/EU, Amendment (EU) 2015/863   |
|  | China RoHS                                     | SCHURTER AG | The law SJ / T 11363-2006 (China RoHS) has been in force since 1 March 2007. It is similar to the EU directive RoHS.   |
|  | REACH  | SCHURTER AG | On 1 June 2007, Regulation (EC) No 1907/2006 on the Registration, Evaluation, Authorization and Restriction of Chemicals 1 (abbreviated as "REACH") entered into force.  |
|  |  | SCHURTER AG | V-Lock system are based on a matching plug-dose combination. The connector is equipped with a notch intended for use with the latching cordset. The cord latching system prevents against accidental removal of the cordset. |

## All Variants

| Connector |        | Cable     |                         |            |       | Plug     |         |              |          | Order Number |           |
|-----------|--------|-----------|-------------------------|------------|-------|----------|---------|--------------|----------|--------------|-----------|
| Type      | V-Lock | Cord Type | Conductor cross section | Length [m] | Color | Type     | Country | Standard     | Style    |              |           |
| C17       | ●      | H05W-F2G1 | 2 x 1.0 mm <sup>2</sup> | 2.0        | black | Europlug | EU      | CEE 7 / XVII | straight | -            | 6051.2803 |

Availability for all products can be searched real-time: <https://www.schurter.com/en/info-center/support-tools/stock-check-distributors>

## Packaging unit

70 Pcs

## Mating Inlets/Plugs shuttered

### Category / Description

#### [Appliance Inlet Overview complete](#)



|   |        |
|---|--------|
| 6061, Mounting: Screw, Appliance Inlet: IEC C14   | 6080   |
| 6102-3, Mounting: Screw, Solder / Quick Connect, Appliance Inlet: IEC C18                   | 6102-3 |
| 6102-5, Mounting: Snap-in, Solder / Quick Connect, Appliance Inlet: IEC C18                 | 6102-5 |
| 1061, Mounting: Snap-in, Solder / Quick Connect / Screw Terminals, Appliance Inlet: IEC C14 | 1061   |
| 6015, Mounting: Snap-in, Solder / quick-connect / screw / PCB, Appliance Inlet: IEC C18     | 6015   |

...

#### [IEC Inlet Filter Overview complete](#)



|  |      |
|--|------|
| 5123, Mounting: Screw, Front-/Rear-Side, Filter: Standard and Medical Version, Without fuse holder: 10 A, Thermoplast / steel tin-plated Appliance Inlet: IEC C14, Suitable for appliances with protection class I or II                     | 5123 |
| 5120, Mounting: Screw with plastic flange, Front-/Rear-Side, Filter: Standard and Medical Version, Without fuse holder: 10 A, Thermoplast / steel tin-plated Appliance Inlet: IEC C14, Suitable for appliances with protection class I or II | 5120 |

Category / Description

Power Entry Module Overview complete



|   |      |
|---|------|
| DD11, Mounting: Screw-on mounting, Rocker switch: non-illuminated or illuminated 2-pole, Quick connect terminals 4.8 x 0.8 mm, Appliance Inlet: IEC C14, With or without protection cover, Fuseholder: 1-/2-pole, Suitable for appliances with protection class I | DD11 |
| DD21, Mounting: Screw-on mounting Rear Side, Rocker switch: non-illuminated or illuminated 2-pole, additional quick connect 4.8 x 0.8 mm Appliance Inlet: IEC C14, Fuseholder: 1-/2-pole  | DD21 |
| DC11, Mounting: Screw, Rocker switch: non-illuminated or illuminated 1-/2-pole, Quick connect terminals 4.8 x 0.8 mm, Appliance Inlet: IEC C14, Without fuse holder: Suitable for appliances with protection class I or II  | DC11 |
| 6765, Power Entry Module C14, 70°C, version: L: N: ground: : fuseholder: color: design: dimension S: features:  | 6765 |
| 6762, Power Entry Module C14, 70°C, version: L: N: ground: : fuseholder: color: design: dimension S: features:  | 6762 |
| ...   |      |

Power Entry Module with line filter Overview complete



|  |      |
|--|------|
| DC12, Mounting: Screw, Front-/Rear-Side, Filter, Standard and Medical Version, Without fuse holder: 10 A, Rocker switch: 1-/2-pole, non-illuminated or illuminated Appliance Inlet: IEC C14, prewired  | DC12 |
| 5145, Mounting : Screw, 8 mm, 15 A, prewired, Standard and Medical Version, Appliance Inlet: IEC C14 or C18, Circuit Breakers TA45: 5145, Suitable for appliances with protection class I or II        | 5145 |
| 5707, Mounting: Screw, Front-/Rear-Side, Filter: Standard and Medical Version, Fuseholder: 1-/2-pole, Front Side, 8 A, Appliance Inlet: IEC C14, Suitable for appliances with protection class I or II | 5707 |

# Mouser Electronics

Authorized Distributor

Click to View Pricing, Inventory, Delivery & Lifecycle Information:

[Schurter:](#)

[6051.2803](#)