

IEC Plug I, Cord Connector (Rewireable), Straight



Rewireable connector



Example with assembled cable



See below:

Approvals and Compliances

Description

- Cord Connectors (Rewireable) :
Screw-on mounting
- 1 Function
- Appliance Inlet , Pin temperature 70 °C , Protection class I
- Cable

References

Substitute for type [0106](#); [1612](#)

Weblinks

[pdf data sheet](#), [html datasheet](#), [General Product Information](#), [Approvals](#), [Distributor-Stock-Check](#), [Accessories](#), [Detailed request for product](#)

Technical Data

Ratings IEC	16 A / 250 VAC; 50 Hz
Ratings UL/CSA	20 A / 250 VAC; 60 Hz
Dielectric Strength	> 2 kVAC between L-N > 2 kVAC between L/N-PE (1 min/50 Hz)
Allowable Operation Temperature	-25 °C to 70 °C
Protection against electric shock	Suitable for appliances with protection class I acc. to IEC 61140
Terminal	Cable
Material: Housing	Thermoplastic, black, UL 94V-0

Appliance inlet/-outlet	I acc. to IEC 60320-1, UL 60320-1, CSA C22.2 no. 60320-1 (for cold conditions) pin-temperature 70 °C, 16 A, Protection Class I
-------------------------	--

Approvals and Compliances




Detailed information on product approvals, code requirements, usage instructions and detailed test conditions can be looked up in [Details about Approvals](#)

SCHURTER products are designed for use in industrial environments. They have approvals from independent testing bodies according to national and international standards. Products with specific characteristics and requirements such as required in the automotive sector according to IATF 16949, medical technology according to ISO 13485 or in the aerospace industry can be offered exclusively with customer-specific, individual agreements by SCHURTER.

Approvals




The approval mark is used by the testing authorities to certify compliance with the safety requirements placed on electronic products.

Approval Reference Type: 4796

Approval Logo	Certificates	Certification Body	Description
	VDE Approvals	VDE	Certificate Number: 40008629
	UL Approvals	UL	UL File Number: E96454
	CCC Approvals	CCC	CCC Certificate Number: 2019180204010513


Product standards

Product standards that are referenced

Organization	Design	Standard	Description
	Designed according to	IEC 60320-1	Appliance couplers for household and similar general purposes
	Designed according to	UL 60320-1	Standard for Attachment Plugs and Receptacles
	Designed according to	CSA C22.2 no. 60320-1	General Use Receptacles, Attachment Plugs, and Similar Wiring Devices






Application standards

Application standards where the product can be used

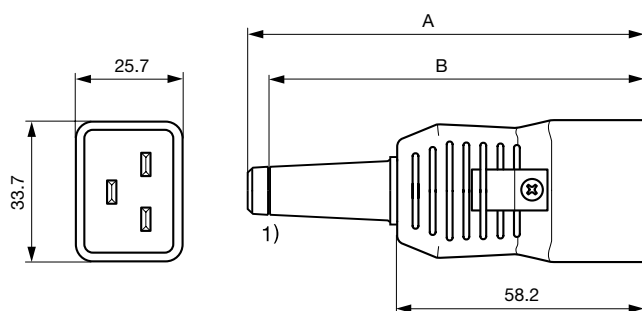
Organization	Design	Standard	Description
	Suitable for applications acc.	IEC/UL 62368-1	Audio/video, information and communication technology equipment - Part 1: Safety requirements

Compliances

The product complies with following Guide Lines

Identification	Details	Initiator	Description
	CE declaration of conformity	SCHURTER AG	The CE marking declares that the product complies with the applicable requirements laid down in the harmonisation of Community legislation on its affixing in accordance with EU Regulation 765/2008.
	UKCA declaration of conformity	SCHURTER AG	The UKCA marking declares that the product complies with the applicable requirements laid down in the British Amendment of Regulation (EC) 765/2008.
	RoHS	SCHURTER AG	Directive RoHS 2011/65/EU, Amendment (EU) 2015/863
	China RoHS	SCHURTER AG	The law SJ / T 11363-2006 (China RoHS) has been in force since 1 March 2007. It is similar to the EU directive RoHS.
	REACH	SCHURTER AG	On 1 June 2007, Regulation (EC) No 1907/2006 on the Registration, Evaluation, Authorization and Restriction of Chemicals 1 (abbreviated as "REACH") entered into force.

Dimensions [mm]



1) Cut strain relief 8 (10) mm here for 10 mm cable

A: Strain relief 8 mm: 93.2 mm

B: Strain relief 10 mm: 88.2 mm

All Variants


Color	Recommended cable diameter	Max. wire size	L = Length of cable guard	Order Number
black	8 (10) mm	3 x 1.5 mm ² / 3 x 14 AWG	-	4796.0000
black	10 mm	3 x 1.5 mm ² / 3 x 14 AWG	-	4796.0100

Availability for all products can be searched real-time: <https://www.schurter.com/en/info-center/support-tools/stock-check-distributors>



Max. torque for screws: Terminals: 0.8 Nm, Cable clamps: 0.4 Nm, Cover: 0.4 Nm

Packaging unit	50 Pcs
----------------	--------

Accessories

Description		
	Cord_retaining_kits Cord retaining strain relief	
	Countersunk, J	4700.0009
	Flat head, L	4700.0011

Mating Outlets/Connectors

Category / Description		
	Appliance Outlet Overview complete	
	4797-5, Mounting: Snap-in version, For PCB mounting, 250 VAC, 16 A, Appliance Outlet: IEC type J	4797-5
	4797, Mounting: Snap-in or screw-on mounting, Solder / Quick Connect, 250 VAC, 16 A, Appliance Outlet: IEC type J	4797
	5216, Mounting: Screw-on mounting, Quick connect terminals, 250 VAC, 16 A, Appliance Outlet: IEC type J	5216
	Connector Overview complete	
	4795, Mounting: Power Cord, Cable Connector: IEC C19	4795
	4790, Mounting: Power Cord, Screw Connector: IEC C19	4790
	0104U, Mounting: Power Supply Cord, Screw clamps Connector: IEC C19	0104U

Mouser Electronics

Authorized Distributor

Click to View Pricing, Inventory, Delivery & Lifecycle Information:

[Schurter:](#)

[4796.0100](#)