

IEC Connector C13, Rewireable, Straight



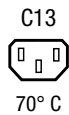
IEC Connector C13
black



IEC Connector C13
white



IEC Connector C13
grey



See below:

Approvals and Compliances

Description

- Cord Connectors (Rewireable) :
- Screw-on mounting
- Connector , Pin temperature 70 °C , Protection class I
- with V-Lock interlocking system
- Cable

Unique Selling Proposition

- Prevents unintentional removal of Power
- Simple cable assembly
- Reusable
- Halogen free

Weblinks

[pdf data sheet](#), [html datasheet](#), [General Product Information](#), [Approvals](#), [Distributor-Stock-Check](#), [Accessories](#), [Mounting instruction](#), [Detailed request for product](#)

Technical Data

Ratings IEC	10 A / 250VAC; 50Hz
Ratings UL/CSA	15 A / 250VAC; 60 Hz
Dielectric Strength	> 1.5 kVAC between L-N > 1.5 kVAC between L/N-PE (1 min/50 Hz)
Allowable Operation Temperature	-25 °C to 70 °C
Protection against electric shock	Suitable for appliances with protection class I acc. to IEC 61140
Terminal	Cable
Material: Housing	Thermoplastic, black / grey / white, UL 94V-0

Appliance inlet/-outlet	C13 acc. to IEC 60320-1 UL 60320, CSA C22.2 no. 60320 (for cold conditions) pin-temperature 70 °C, 10A, Protection Class I
-------------------------	---

Approvals and Compliances

Detailed information on product approvals, code requirements, usage instructions and detailed test conditions can be looked up in [Details about Approvals](#)

SCHURTER products are designed for use in industrial environments. They have approvals from independent testing bodies according to national and international standards. Products with specific characteristics and requirements such as required in the automotive sector according to IATF 16949, medical technology according to ISO 13485 or in the aerospace industry can be offered exclusively with customer-specific, individual agreements by SCHURTER.

Approvals





The approval mark is used by the testing authorities to certify compliance with the safety requirements placed on electronic products.

Approval Reference Type: 4783

Approval Logo	Certificates	Certification Body	Description
	VDE Approvals	VDE	Certificate Number: 40050822
	UL Approvals	UL	UL File Number:
	CCC Approvals	CCC	CCC Certificate Number: 2019180204009870


Product standards

Product standards that are referenced

Organization	Design	Standard	Description
	Designed according to	IEC 60320-1	Appliance couplers for household and similar general purposes
	Designed according to	IEC 60320-1	Appliance couplers for household and similar general purposes
	Designed according to	UL 60320	Standard for Attachment Plugs and Receptacles
	Designed according to	CSA C22.2 no. 60320	General Use Receptacles, Attachment Plugs, and Similar Wiring Devices








Application standards

Application standards where the product can be used

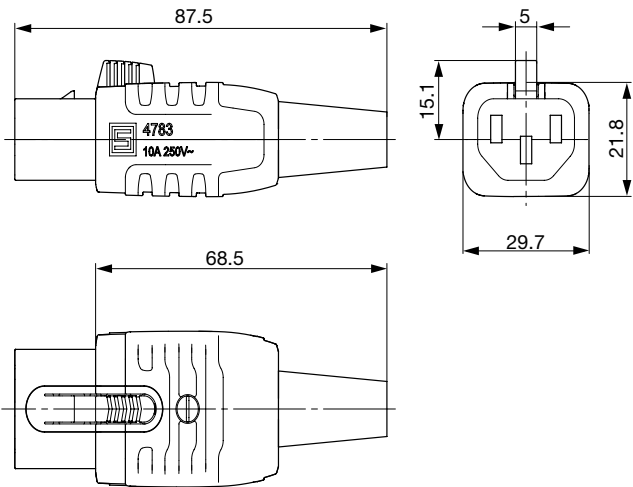
Organization	Design	Standard	Description
	Suitable for applications acc.	IEC/UL 62368-1	Audio/video, information and communication technology equipment - Part 1: Safety requirements

Compliances

The product complies with following Guide Lines

Identification	Details	Initiator	Description
	CE declaration of conformity	SCHURTER AG	The CE marking declares that the product complies with the applicable requirements laid down in the harmonisation of Community legislation on its affixing in accordance with EU Regulation 765/2008.
	UKCA declaration of conformity	SCHURTER AG	The UKCA marking declares that the product complies with the applicable requirements laid down in the British Amendment of Regulation (EC) 765/2008.
	RoHS	SCHURTER AG	Directive RoHS 2011/65/EU, Amendment (EU) 2015/863
	China RoHS	SCHURTER AG	The law SJ / T 11363-2006 (China RoHS) has been in force since 1 March 2007. It is similar to the EU directive RoHS.
	Halogen Free	SCHURTER AG	SCHURTER strives to offer our customers halogen free products.
	REACH	SCHURTER AG	On 1 June 2007, Regulation (EC) No 1907/2006 on the Registration, Evaluation, Authorization and Restriction of Chemicals 1 (abbreviated as "REACH") entered into force.
		SCHURTER AG	V-Lock system are based on a matching plug-dose combination. The connector is equipped with a notch intended for use with the latching cordset. The cord latching system prevents against accidental removal of the cordset.

Dimensions [mm]



All Variants

Color	Recommended cable diameter	Max. wire size	Order Number
black	8.5 mm	3 x 0.75 mm ² / 18 AWG	3-122-073
black	10 mm	3 x 1.5 mm ² / 14 AWG	3-122-074
grey	8.5 mm	3 x 0.75 mm ² / 18 AWG	3-122-075
grey	10 mm	3 x 1.5 mm ² / 14 AWG	3-122-076
white	8.5 mm	3 x 0.75 mm ² / 18 AWG	3-122-077
white	10 mm	3 x 1.5 mm ² / 14 AWG	3-122-078

Most Popular.

Availability for all products can be searched real-time: <https://www.schurter.com/en/Stock-Check/Stock-Check-SCHURTER>

Max. torque for screws: Terminals: 0.5 Nm, Cable clamps: 0.3 Nm, Cover: 0.8 Nm

Packaging unit 50 Pcs

Mating Inlets/Plugs shuttered

Category / Description

» Overview complete



IEC Appliance Inlet C14, with Line Switch 2-pole, Voltage Selector and Fuseholder 1 or 2-pole	6766
IEC Appliance Inlet C14 with Fuseholder 2-pole, Line Switch 2-pole and Voltage Selector	GRM1
IEC Appliance Inlet C14 with Fuseholder 1- or 2-pole, Bowden-Line Switch 2-pole and Voltage Selector	KD-Bowdencable
IEC Appliance Inlet C14 with Line Switch, Fuseholder 1- or 2-pole, Voltage Selector (series-parallel), "Lock and Shield" Mounting,	GRM2
IEC Appliance Inlet C14 with Filter, Fuseholder 1- or 2-pole (5x20 mm or 6.3x32 mm), Bowden Line Switch 1- or 2-pole, Voltage Selector (Step)	CD-Bowdencable
...	...

Appliance Inlet Overview complete



6061, Mounting: Screw, Appliance Inlet: IEC C14	6080
6010, Mounting: Snap-in, Solder / quick-connect / screw / PCB, Appliance Inlet: IEC C14	6010
6048, Mounting: Screw, Appliance Inlet: IEC C14	6048
6061, Mounting: Screw, Appliance Inlet: IEC C14	6061
GSP1, Mounting: Screw, Appliance Inlet, IEC C14, For PCB mounting, IP40, Quick connect terminals 4.8 x 0.8 mm angled or straight, Suitable for appliances with protection class I or II	GSP1
...	...

IEC Inlet Filter Overview complete



5123, Mounting : Snap-in/screw-on, 8 mm, 15 A, Standard and Medical Version, Appliance Inlet: IEC C14 : 5121, Suitable for appliances with protection class I	5121
5123, Mounting: Screw, Front-/Rear-Side, Filter: Standard and Medical Version, Without fuse holder: 10 A, Themoplast / steel tin-plated Appliance Inlet: IEC C14, Suitable for appliances with protection class I or II	5123
5120, Mounting: Screw with plastic flange, Front-/Rear-Side, Filter: Standard and Medical Version, Without fuse holder: 10 A, Themoplast / steel tin-plated Appliance Inlet: IEC C14, Suitable for appliances with protection class I or II	5120
KFS, Mounting: Screw, Front Side, Filter: Standard version, Without fuse holder: 10 A, Appliance Inlet: IEC C14, pre-wired	KFS

Category / Description

Power Entry Module Overview complete



DG11, Mounting: Snap-in/screw-on 8 mm, Quick connect terminals 6.3 x 0.8 mm, IP40 / IP67, : black, Appliance Inlet: IEC C14, Circuit Breakers TA35, 10A, non-illuminated or illuminated, Protection Class I or II	DG11
DF11, Mounting: Screw, Rocker switch: non-illuminated or illuminated 2-pole, Quick connect terminals 6.3 x 0.8 mm, Appliance Inlet: IEC C14, Without fuse holder: Suitable for appliances with protection class I or II 0 DF11, Mounting: Screw, Quick connect terminals 6.3 x 0.8 mm, Without fuse holder: Rocker switch, non-illuminated or illuminated, 2-pole, Appliance Inlet: IEC C14, 250 VAC, prewired, Suitable for appliances with protection class I or II 0 DF11, Power Entry Module C14, 55°C, version: L: N: ground: : fuseholder: color: design: dimension S: features: 0 DF11, Mounting: Snap-in/screw-on, Appliance Inlet: IEC C14, Without fuse holder: : black, Suitable for appliances with protection class I or II 0 DF11, Mounting: Snap-in/screw-on 8 mm, Quick connect terminals 6.3 x 0.8 mm, IP40, : black, Appliance Inlet: IEC C14, Circuit Breakers TA45, A, non-illuminated, Protection Class I or II 0 DF11, Mounting: Snap-in/screw-on, mm, Without fuse holder: : IEC Suitable for appliances with protection class I or II 0	DF11
DD11, Mounting: Screw-on mounting, Rocker switch: non-illuminated or illuminated 2-pole, Quick connect terminals 4.8 x 0.8 mm, Appliance Inlet: IEC C14, With or without protection cover, Fuseholder: 1-/2-pole, Suitable for appliances with protection class I	DD11
DD21, Mounting: Screw-on mounting Rear Side, Rocker switch: non-illuminated or illuminated 2-pole, additional quick connect 4.8 x 0.8 mm Appliance Inlet: IEC C14, Fuseholder: 1-/2-pole	DD21
DC11, Mounting: Screw, Rocker switch: non-illuminated or illuminated 1-/2-pole, Quick connect terminals 4.8 x 0.8 mm, Appliance Inlet: IEC C14, Without fuse holder: Suitable for appliances with protection class I or II	DC11
...	...

Power Entry Module with line filter Overview complete



DG12, Mounting : Screw, 8 mm, 15 A, prewired, Standard and Medical Version, Appliance Inlet: IEC C14 C18, Circuit Breakers TA35: DG12, Suitable for appliances with protection class I or II	DG12
DD14, Mounting: Screw-on mounting, Front Side, Filter, Standard and Medical Version, Fuseholder: 1-/2-pole, 10 A, Rocker switch: 2-pole, non-illuminated Appliance Inlet: IEC C14, prewired	DD14
DD12, Mounting: Screw-on mounting, Front Side, Filter, Standard and Medical Version, Fuseholder: 1-/2-pole, 10 A, Rocker switch: 2-pole, non-illuminated Appliance Inlet: IEC C14, prewired	DD12
DA22 Mounting: Screw-on mounting, Rear Side, PCB, 10 A, Filter: Standard and Medical Version, Fuseholder: 1-/2-pole, Appliance Inlet: IEC C14, Suitable for appliances with protection class I	DA22
DC12, Mounting: Screw, Front-/Rear-Side, Filter, Standard and Medical Version, Without fuse holder: 10 A, Rocker switch: 1-/2-pole, non-illuminated or illuminated Appliance Inlet: IEC C14, prewired	DC12
...	...

Smart Connector Overview complete



DS11, Mounting: Snap-in, : Quick connect terminals 6.3 x 0.8 mm, Appliance Inlet: IEC C14, V-Lock, Suitable for appliances with protection class I 0 DS11, Mounting: Snap-in, Quick connect terminals 6.3 x 0.8 mm, V-Lock, Appliance Inlet: IEC C14, 250 VAC, prewired or unwired, Suitable for appliances with protection class I 0 DS11, Smart Connector C14, 60°C, version: L: N: ground: : fuseholder: color: design: dimension S: features: 0 DS11, Mounting: Snap-in/screw-on, Appliance Inlet: IEC C14, : : black, V-Lock, Suitable for appliances with protection class I 0 DS11, Mounting: Snap-in/screw-on 8 mm, Quick connect terminals 6.3 x 0.8 mm, IP40, : black, Appliance Inlet: IEC C14, 15A, illuminated, Protection Class I 0 DS11, Mounting: Snap-in/screw-on, mm, : : IEC Suitable for appliances with protection class I 0	DT31
DS11, Mounting: Snap-in, : Quick connect terminals 6.3 x 0.8 mm, Appliance Inlet: IEC C14, V-Lock, Suitable for appliances with protection class I 0 DS11, Mounting: Snap-in, Quick connect terminals 6.3 x 0.8 mm, V-Lock, Appliance Inlet: IEC C14, 250 VAC, prewired or unwired, Suitable for appliances with protection class I 0 DS11, Smart Connector C14, 60°C, version: L: N: ground: : fuseholder: color: design: dimension S: features: 0 DS11, Mounting: Snap-in/screw-on, Appliance Inlet: IEC C14, : : black, V-Lock, Suitable for appliances with protection class I 0 DS11, Mounting: Snap-in/screw-on 8 mm, Quick connect terminals 6.3 x 0.8 mm, IP40, : black, Appliance Inlet: IEC C14, 15A, illuminated, Protection Class I 0 DS11, Mounting: Snap-in/screw-on, mm, : : IEC Suitable for appliances with protection class I 0	DS11

Mouser Electronics

Authorized Distributor

Click to View Pricing, Inventory, Delivery & Lifecycle Information:

Schurter:

[3-122-075](#) [3-122-076](#) [3-122-077](#) [3-122-078](#) [3-122-073](#) [3-122-074](#)