

Description

Magnecraft™ General Purpose Relays

783 Series

3PDT 15 A



UL listed when used with proper Magnecraft™ sockets



783 Clear Cover



783 Full-Feature Cover

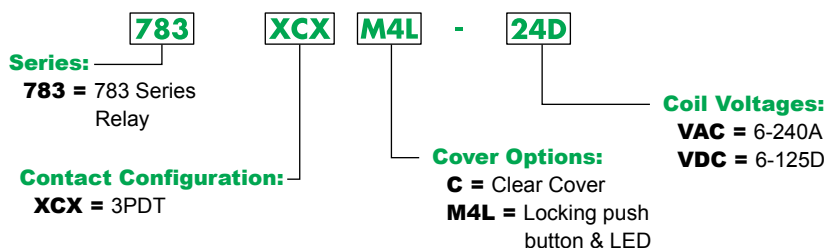
Description

The 783 Series plug-in relays offer clear or full-feature covers with multiple mounting options and accessories.

Feature	Benefit
15 A max. switching current	Ideal for automation panels & controls
Clear or full-feature cover options	Full-feature covers include LED indicator & locking test button
3PDT contact configuration	Simultaneously control up to 3 separate circuits
Socket mount option	Simplifies installation & maintenance while also allowing the use of protection modules, hold-down clips & other accessories
Gold-flashed contacts	Reduces contact oxidation & increases shelf life
Mechanical flag indicator	Standard feature displays relay status during testing or operation

Contact Rating	Contact Configuration	Nominal Voltage	Coil Resistance (Ω)	Standard Part Number: Clear Cover	Standard Part Number: Full-Feature
15 A	3PDT	24 Vac 50/60 Hz	103	783XCXC-24A	783XCXM4L-24A
		120 Vac 50/60 Hz	2770	—	783XCXM4L-120A
		12 Vdc	100	783XCXC-12D	783XCXM4L-12D
		24 Vdc	400	783XCXC-24D	783XCXM4L-24D
		110/125 Vdc	8600	783XCXC-110D	—

Part Number Explanation



*Please note that LED-only versions are also available.
 Please contact Customer Service for more information (847-441-2540).

Magnecraft™ General Purpose Relays

783 Series

3PDT 15 A

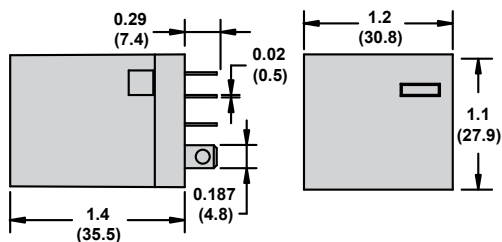
Specifications (UL 508)

Part Number	783XCX
Contact Characteristics	
Terminal Style	Blade
Contact Configuration	3PDT
Maximum Current	15 A
Contact Materials	Silver Alloy
Maximum Switching Voltage	300 V
Rated Switching Current at Voltage	Resistive: 12 A at 277 Vac 50/60 Hz; 15 A at 120 Vac 50/60 Hz; 12 A at 28 Vdc Motor: 1/2 hp at 120 Vac 50/60 Hz; 3/4 hp at 250 Vac 50/60 Hz Pilot Duty: B300
Minimum Switching Requirement	100 mA at 5 Vdc (0.5 W)
Coil Characteristics	
Maximum Operating Voltage	110% (AC / DC)
Maximum Pickup Voltage	85% (AC); 80% (DC)
Drop-out Voltage Threshold	15% (AC); 10% (DC)
Average Consumption	1.5 VA (AC); 1.4 W (DC)
General Characteristics	
Electrical Life at Rated Load	200,000 operations
Mechanical Life (Unpowered)	10,000,000 operations
Operating Time (Response Time)	20 ms
Dielectric Strength - Between Coil and Contact (AC)	2500 V(rms)
Dielectric Strength - Between Poles (AC)	2500 V(rms)
Ambient Air Temperature around the Device - Storage	-40 – +85 °C (-40 – +185 °F)
Ambient Air Temperature around the Device - Operation	-40 – +55 °C (-40 – +131 °F)
Vibration Resistance - Operational	3 g-n at 10-55 Hz
Shock Resistance	10 g-n
Degree of Protection	IP 40
Weight	60 g (2.12 oz)
Agency Approvals	UL with socket, UR (E43641), CE, CSA (LR40787), RoHS

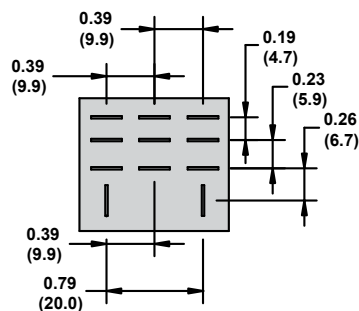
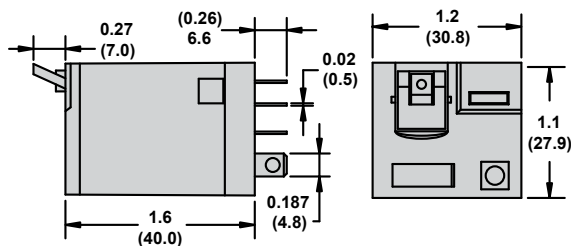
Note: Actual product performance may vary depending on application and environmental conditions.

Dimensions — inches (millimeters)

Clear Cover Dimensions

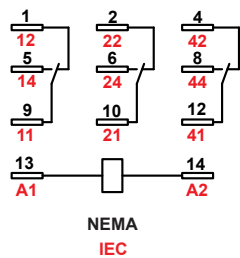



Full-Feature Cover Dimensions



Wiring Diagram

3PDT






Description

Optional sockets offer customizable, finger-safe™ solutions including protection modules, hold-down clips, and ID tags. Sockets are DIN rail and panel mount compatible.

Relay Accessories



Description	Function	For Use With Relays	Pkg. Min.	Standard Part Number
Socket ❶	Finger-safe, DIN/Panel mount with screw terminals and clamping plates	783	10	70-783D11-1A
Adapter ❷	Mount directly to DIN rail		10	16-783C
Adapter ❸	Mount directly to panel		10	16-783C1

Socket Accessories



Description	Function	For Use With Sockets	Coil Voltage	Pkg. Min.	Standard Part Number
Metal Spring Clip ❶	Secures relay in socket	70-783D11-1A	–	10	16-783SC
Plastic ID Hold-Down Clip ❷	Secures relay in socket and provides labeling		–	10	16-783IDC
Extruded Aluminum DIN Rail, 39.37" (1000 mm) ❸	Quick installation and removal of sockets		–	10	16-700DIN
DIN Rail End Clip ❸	Holds sockets firmly in place on DIN rail	–	–	10	16-DCLIP-1
Large Socket Module	MOV Suppressor (<i>Protects from damaging electrical spikes</i>)	70-783D11-1A	24 Vac/Vdc	10	70-ASMM-24
Large Socket Module	Protection Diode (<i>Protects external drive circuitry from inductive voltages</i>)		120 Vac/Vdc	10	70-ASMD-250
Large Socket Module ❹	LED Indicator (<i>Provides coil status at a glance</i>)		110/240 Vac/Vdc	10	70-ASMLG-110/240
Large Socket Module	RC Suppressor (<i>Snubs back EMF of relay coil</i>)		110/240 Vac/Vdc	10	70-ASMR-110/240

Note: Use of LED or RC socket module may increase coil power draw by up to 10%.

Mouser Electronics

Authorized Distributor

Click to View Pricing, Inventory, Delivery & Lifecycle Information:

Schneider Electric:

[783XCXM4L-24A](#) [783XCXM4L-24D](#) [783XCXM4L-120A](#)