

Product availability: Non-Stock - Not normally stocked in distribution facility



Main

Range of product	Zelio Time
Product or component type	Modular timing relay
Discrete output type	Relay
Device short name	RE22
Nominal output current	8 A

Complementary

Contacts type and composition	2 C/O timed contact, cadmium free
Time delay type	Qg
Time delay range	30...300 h 30...300 s 30...300 min 0.05...1 s 3...30 min 1...10 s 3...30 h 0.3...3 s 3...30 s 10...100 s
Control type	Rotary knob Diagnostic button
[Us] rated supply voltage	24...240 V AC/DC at 50/60 Hz
Release input voltage	≤ 2.4 V
Voltage range	0.85...1.1 Us
Supply frequency	50...60 Hz (+/- 5 %)
Connections - terminals	Screw terminals : 1 x 0.5...1 x 3.3 mm ² , AWG 20...AWG 12 solid cable without cable end Screw terminals : 2 x 0.5...2 x 2.5 mm ² , AWG 20...AWG 14 solid cable without cable end Screw terminals : 1 x 0.2...1 x 2.5 mm ² , AWG 24...AWG 14 flexible cable with cable end Screw terminals : 2 x 0.2...2 x 1.5 mm ² , AWG 24...AWG 16 flexible cable with cable end
Tightening torque	5.31...8.85 lbf.in (0.6...1 N.m) conforming to IEC 60947-1
Housing material	Self-extinguishing
Repeat accuracy	+/- 0.5 % conforming to IEC 61812-1
Temperature drift	+/- 0.05 %/°C
Voltage drift	+/- 0.2 %/V
Setting accuracy of time delay	+/- 10 % of full scale at 25 °C conforming to IEC 61812-1
Insulation resistance	100 MOhm at 500 V DC conforming to IEC 60664-1
Recovery time	120 ms (on de-energisation)
Immunity to microbreaks	≤ 10 ms
Power consumption in VA	3 VA at 240 V AC
Power consumption in W	1.5 W at 240 V DC
Switching capacity in VA	2000 VA

Minimum switching current	10 mA 5 V DC
Maximum switching current	8 A
Maximum switching voltage	250 V AC
Electrical durability	100000 cycles for 8 A at 250 V AC-1 100000 cycles for 2 A at 24 V DC-1
Mechanical durability	10000000 cycles
Rated impulse withstand voltage	5 kV 1.2...50 µs conforming to IEC 60664-1
Power on delay	< 100 ms
Creepage distance	4 kV/3 conforming to IEC 60664-1
Overvoltage category	III conforming to IEC 60664-1
Safety reliability data	MTTFd = 342.4 years B10d = 320000
Mounting position	Any position
Mounting support	35 mm DIN rail conforming to EN/IEC 60715
Status LED	Green LED backlight (steady) dial pointer indication Yellow LED (steady) output relay energised Yellow LED (fast flashing) timing in progress and output relay de-energised Yellow LED (slow flashing) timing in progress and output relay energised
Width	0.89 in (22.5 mm)
Product weight	0.23 lb(US) (0.105 kg)


Environment

Dielectric strength	2.5 kV for 1 mA/1 minute at 50 Hz between relay output and power supply with basic insulation conforming to IEC 61812-1
Standards	IEC 61812-1 UL 508
Directives	2006/95/EC - low voltage directive 2004/108/EC - electromagnetic compatibility
Product certifications	UL EAC China RoHS CE CSA GL CCC RCM
Ambient air temperature for operation	-4...140 °F (-20...60 °C)
Ambient air temperature for storage	-40...158 °F (-40...70 °C)
IP degree of protection	IP20(Terminals) conforming to IEC 60529 IP40 (housing) conforming to IEC 60529 IP50 (front panel) conforming to IEC 60529
Pollution degree	3 conforming to IEC 60664-1
Vibration resistance	20 m/s² (f = 10...150 Hz) conforming to IEC 60068-2-6
Shock resistance	15 gn (not operating) (duration = 11 ms) conforming to IEC 60068-2-27 5 gn (in operation) (duration = 11 ms) conforming to IEC 60068-2-27
Relative humidity	95 % at 25...55 °C
Electromagnetic compatibility	Fast transients immunity test (test level: 1 kV, level 3 - capacitive connecting clip) conforming to IEC 61000-4-4 Surge immunity test (test level: 1 kV, level 3 - differential mode) conforming to IEC 61000-4-5 Surge immunity test (test level: 2 kV, level 3 - common mode) conforming to IEC 61000-4-5 Electrostatic discharge (test level: 6 kV, level 3 - contact discharge) conforming to IEC 61000-4-2 Electrostatic discharge (test level: 8 kV, level 3 - air discharge) conforming to IEC 61000-4-2 Radiated radio-frequency electromagnetic field immunity test (test level: 10 V/m, level 3 - 80 MHz...1 GHz) conforming to IEC 61000-4-3 Conducted RF disturbances (test level: 10 V, level 3 - 0.15...80 MHz) conforming to IEC 61000-4-6 Fast transient bursts (test level: 2 kV, level 3 - direct contact) conforming to IEC 61000-4-4 Immunity to microbreaks and voltage drops (test level: 30 % - 500 ms) conforming to IEC 61000-4-11 Immunity to microbreaks and voltage drops (test level: 100 % - 20 ms) conforming to IEC 61000-4-11

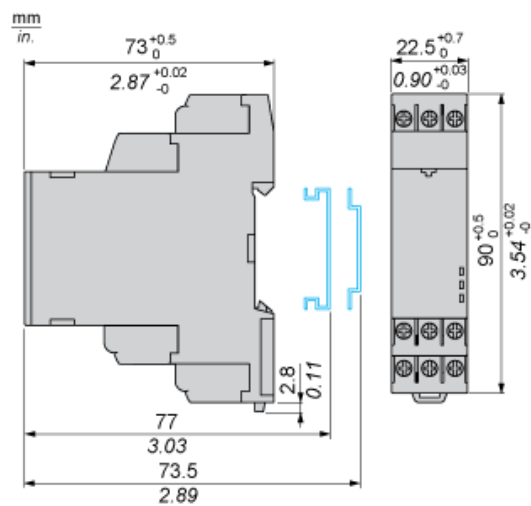
Ordering and shipping details

Category	22376 - RELAYS-MEASUREMENT(RM4)
Discount Schedule	CP2
GTIN	00785901493778
Nbr. of units in pkg.	1
Package weight(Lbs)	0.20000000000000001
Returnability	N
Country of origin	ID

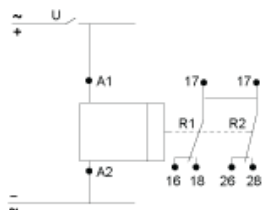
Offer Sustainability

Sustainable offer status	Green Premium product
RoHS (date code: YYWW)	Compliant - since 1650 - Schneider Electric declaration of conformity  Schneider Electric declaration of conformity
REACH	Reference not containing SVHC above the threshold
Product environmental profile	Available
Product end of life instructions	Available
California proposition 65	WARNING: This product can expose you to chemicals including:
- - - - - Substance 1	Lead and lead compounds, which is known to the State of California to cause cancer and birth defects or other reproductive harm.
- - - - - More information	For more information go to www.p65warnings.ca.gov

Dimensions



Wiring Diagram



Function Qg: Star-Delta Relay (2 CO with same Common)

Description

On energisation of power supply, the output R1 closes such that energizes STAR CONTACTOR + MAIN CONTACTOR and the timing T starts (STAR connection time duration starts).At the end of the timing period T, the output R1 reverts to its initial state such that deenergizes STAR CONTACTOR and causes t transition time starts.At the end of the transition time, the output R2 closes such that energizes DELTA CONTACTOR.

Function: 2 Outputs



t : 20, 40, 60, 80, 100, 120, 140 ms

Legend

Relay de-energised

Relay energised

Output open

Output closed

U Supply

-

T - Timing period

t - Delay to switch ON Delta contact output

R1 Star contact output

-

R2 Delta contact output

-

Mouser Electronics

Authorized Distributor

Click to View Pricing, Inventory, Delivery & Lifecycle Information:

Schneider Electric:

RE22R2QGMR