


Product availability: Stock - Normally stocked in distribution facility



Main

Range of product	Zelio Relay
Product or component type	Solid state relay
Device short name	SSP
Mounting support	Panel
Phase	3 phases
Contacts type and configuration	3 NO
Solid state output type	Random voltage switching

Complementary

Control type	Without test button
[Uc] control circuit voltage	4...32 V DC
Minimum switching voltage	4 V DC turn-on
Maximum switching voltage	1 V DC turn-off
Response time	8.33 ms turn-off 0.1 ms turn-on
Input current	24...35 mA
Output voltage	48...530 V AC
Load current	0.1...50 A
Transient overvoltage	1200 V
Surge current	715 A for 20 ms 750 A for 16.6 ms 150 A for 1 s
Maximum I ² t for fusing	2520 A ² .s 10 ms at 50 Hz half cycle 2320 A ² .s 8.3 ms at 60 Hz half cycle
Leakage current	<= 3 mA off-state
Voltage drop	<= 1.35 V on-state
DV/dt	500 V/μs off-state at maximum voltage
Power factor	0.5 with maximum load
Motor controller rating	1.5 hp at <= 40 °C 120 V AC 3 hp at <= 40 °C 240 V AC 7.5 hp at <= 40 °C 480 V AC 8.8 hp at <= 40 °C 530 V AC
Motor power kW	1.11 kW at 104 °F (40 °C) 120 V AC 2.22 kW at 104 °F (40 °C) 240 V AC 5.55 kW at 104 °F (40 °C) 480 V AC 6.47 kW at 104 °F (40 °C) 530 V AC
Insulation resistance	>= 1000 MOhm at 500 V DC
Maximum capacitance	8 pF input/output
Dielectric strength	4 kV AC input/output 4 kV AC input or output to case
Tightening torque	0.9...1.1 N.m input 1.7...2.2 N.m output
Connections - terminals	Screw terminals : 1 x 0.2...1 x 2.5 mm ² , (AWG 24...AWG 14) input Screw terminals : 1 x 1.5...1 x 10 mm ² , (AWG 16...AWG 8) output
Thermal resistance	0.12 °C/W
LED indicator	LED, green input

IP degree of protection	IP20
Product weight	0.53 lb(US) (0.24 kg)
Width	101.3 mm
Height	79.7 mm
Depth	35.4 mm


Environment

Flame retardance	V0 conforming to UL 94
Ambient air temperature for operation	-40...176 °F (-40...80 °C)
Ambient air temperature for storage	-40...257 °F (-40...125 °C)
Pollution degree	2
Overvoltage category	III
Product certifications	REACH UL CSA RoHS
Marking	CE
Standards	IEC 62314 IEC 61000 IEC 60950-1

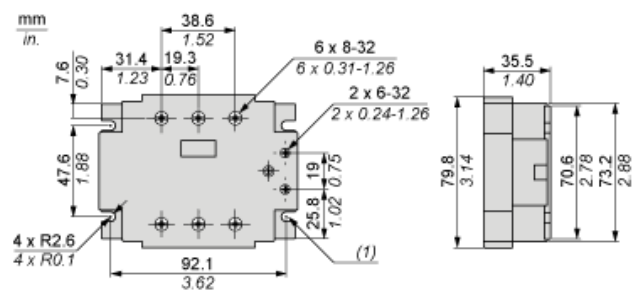
Ordering and shipping details

Category	22375 - INTERFACE MODULE(ABA,R,S)
Discount Schedule	CP2
GTIN	00785901971061
Nbr. of units in pkg.	1
Package weight(Lbs)	0.9100000000000003
Returnability	Y
Country of origin	MX

Offer Sustainability

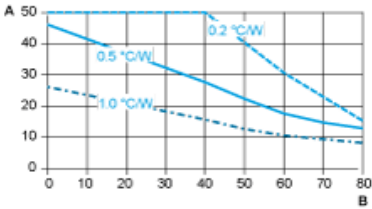
Sustainable offer status	Green Premium product
RoHS (date code: YYWW)	Compliant - since 1328 - Schneider Electric declaration of conformity  Schneider Electric declaration of conformity
REACH	Reference not containing SVHC above the threshold
Product environmental profile	Available
Product end of life instructions	Available
California proposition 65	WARNING: This product can expose you to chemicals including:
- - - - - Substance 1	Lead and lead compounds, which is known to the State of California to cause cancer and birth defects or other reproductive harm.
- - - - - More information	For more information go to www.p65warnings.ca.gov

Dimensions



(1) 4 Mounting slots

Derating Curves



A : Load Current (Amperes)
B : Ambient Temperature (°C)

Mouser Electronics

Authorized Distributor

Click to View Pricing, Inventory, Delivery & Lifecycle Information:

[Schneider Electric:](#)

[SSP3A250BDR](#)