


Product availability: Non-Stock - Not normally stocked in distribution facility



## Main

Range of product	Zelio Relay
Product or component type	Solid state relay
Device short name	SSL
Phase	1 phase

## Complementary

Mounting support	Socket
Line Rated Current	2 A
Output voltage	24...280 V AC
[Uc] control circuit voltage	15...30 V DC
Contacts type and configuration	1 NO
Capacitance unbalance	1.5 pF input/output
Minimum switching voltage	15 V DC turn-on
Maximum switching voltage	10 V DC turn-off
Input current limits	6 mA
Input impedance	3500 Ohm
Solid state output type	SCR output Random voltage switching
Load current	0.07...2 A
Absolute maximum voltage	600 V AC
Surge current	115 A 20 ms 120 A 16.6 ms
Voltage drop	<= 1.1 V on-state
Maximum I <sup>2</sup> t for fusing	260 A <sup>2</sup> .s 8.3 ms at 60 Hz half cycle 285 A <sup>2</sup> .s 10 ms at 50 Hz half cycle
Leakage current	<= 4 mA off-state
DV/dt	500 V/μs off-state at maximum voltage
Response time	0.5 cycle turn-off 0.1 ms turn-on
Overvoltage category	III
Width	0.2 in (5 mm)
Height	1.1 in (28 mm)
Depth	0.59 in (15 mm)
Product weight	0.01 lb(US) (0.0041 kg)

The information provided in this documentation contains general descriptions and/or technical characteristics of the performance of the products contained herein. This documentation is not intended as a substitute for and is not to be used for determining suitability or reliability of these products for specific user applications. It is the duty of any such user or integrator to perform the appropriate and complete risk analysis, evaluation and testing of the products with respect to the relevant specific application or use thereof. Neither Schneider Electric Industries SAS nor any of its affiliates or subsidiaries shall be responsible or liable for misuse of the information contained herein.

## Environment

Flame retardance	V0 conforming to UL 94
Dielectric strength	2500 V input/output
Pollution degree	2
Product certifications	CSA UL REACH
Marking	CE
Ambient air temperature for operation	-4...176 °F (-20...80 °C)
Ambient air temperature for storage	-4...185 °F (-20...85 °C)

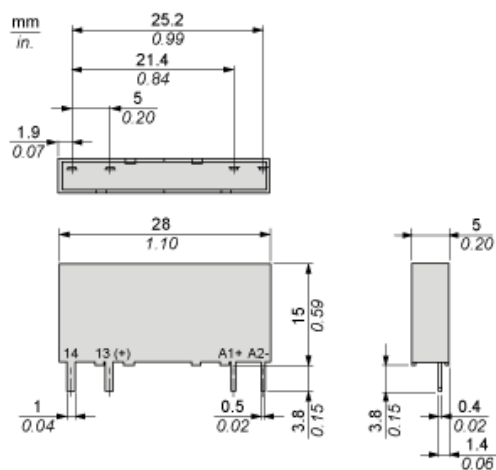
## Ordering and shipping details

Category	22375 - INTERFACE MODULE(ABA,R,S)
Discount Schedule	CP2
GTIN	00785901641025
Nbr. of units in pkg.	12
Package weight(Lbs)	0.01
Returnability	N
Country of origin	MX

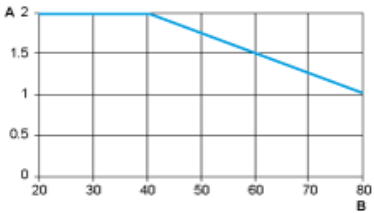
## Offer Sustainability

Sustainable offer status	Green Premium product
RoHS (date code: YYWW)	Compliant - since 1417 - Schneider Electric declaration of conformity <a href="#">Schneider Electric declaration of conformity</a>
REACH	Reference not containing SVHC above the threshold
Product environmental profile	Available
Product end of life instructions	Need no specific recycling operations
California proposition 65	WARNING: This product can expose you to chemicals including:
----- Substance 1	Lead and lead compounds, which is known to the State of California to cause cancer and birth defects or other reproductive harm.
----- More information	For more information go to <a href="http://www.p65warnings.ca.gov">www.p65warnings.ca.gov</a>

Dimensions



Derating Curves



A : Load Current (Amperes)  
B : Ambient Temperature (°C)

# Mouser Electronics

Authorized Distributor

Click to View Pricing, Inventory, Delivery & Lifecycle Information:

[Schneider Electric:](#)

[SSL1A12BDR](#)