



Product availability: Stock - Normally stocked in distribution facility



Main

Range of product	Zelio Relay
Series name	Miniature
Product or component type	Plug-in relay
Device short name	RXM
Contacts type and composition	2 C/O
[Uc] control circuit voltage	24 V AC, 50/60 Hz
[Ithe] conventional enclosed thermal current	12 A at -40...131 °F (-40...55 °C)
Status LED	With
Control type	Lockable test button
Utilisation coefficient	20 %

Complementary

Shape of pin	Flat
[Ui] rated insulation voltage	250 V conforming to IEC 300 V conforming to UL 300 V conforming to CSA
[Uimp] rated impulse withstand voltage	4 kV 1.2/50 µs
Contacts material	AgNi
[Ie] rated operational current	12 A at 28 V DC (NO) conforming to IEC 12 A at 250 V AC (NO) conforming to IEC 6 A at 28 V DC (NC) conforming to IEC 6 A at 250 V AC (NC) conforming to IEC 12 A at 28 V DC conforming to UL 12 A at 277 V AC conforming to UL
Maximum switching voltage	250 V conforming to IEC
Resistive rated load	12 A at 250 V AC 12 A at 28 V DC
Maximum switching capacity	3000 VA/336 W
Minimum switching capacity	170 mW at 10 mA, 17 V
Operating rate	<= 18000 cycles/hour no-load <= 1200 cycles/hour under load
Mechanical durability	10000000 cycles
Electrical durability	100000 cycles resistive load
Average coil consumption in VA	1.2 at 60 Hz
Average consumption	1.2 VA 60 Hz
Drop-out voltage threshold	>= 0.15 Uc
Operate time	20 ms
Release time	20 ms
Average coil resistance	180 Ohm at 20 °C +/- 15 %
Rated operational voltage limits	19.2...26.4 V AC
Safety reliability data	B10d = 100000
Protection category	RT I
Test levels	Level A group mounting
Operating position	Any position
Product weight	0.08 lb(US) (0.037 kg)
Device presentation	Complete product


Environment

Dielectric strength	1300 V AC between contacts with micro disconnection insulation 2000 V AC between coil and contact with reinforced insulation 2000 V AC between poles with basic insulation
Product certifications	CSA UL REACH CE GOST Lloyd's RoHS
Standards	EN/IEC 61810-1 UL 508 CSA C22.2 No 14
Ambient air temperature for storage	-40...185 °F (-40...85 °C)
Ambient air temperature for operation	-40...131 °F (-40...55 °C)
Vibration resistance	3 gn (f = 10...150 Hz), amplitude +/- 1 mm (on 5 cycles in operation) 5 gn (f = 10...150 Hz), amplitude +/- 1 mm (on 5 cycles not operating)
IP degree of protection	IP40 conforming to EN/IEC 60529
Shock resistance	10 gn in operation 30 gn not operating
Pollution degree	3

Ordering and shipping details

Category	21127 - ZELIO ICE CUBE RELAYS
Discount Schedule	CP2
GTIN	00785901629948
Nbr. of units in pkg.	10
Package weight(Lbs)	8.0000000000000002E-2
Returnability	Y
Country of origin	DE

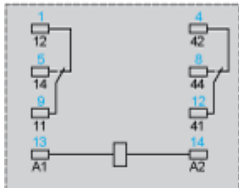
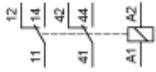
Offer Sustainability

Sustainable offer status	Green Premium product
RoHS (date code: YYWW)	Compliant - since 0801 - Schneider Electric declaration of conformity  Schneider Electric declaration of conformity
REACH	Reference not containing SVHC above the threshold
Product environmental profile	Available
Product end of life instructions	Need no specific recycling operations
California proposition 65	WARNING: This product can expose you to chemicals including:
- - - - - Substance 1	Nickel compounds, which is known to the State of California to cause cancer, and
- - - - - Substance 2	Di-isodecyl phthalate (DIDP), which is known to the State of California to cause birth defects or other reproductive harm.
- - - - - More information	For more information go to www.p65warnings.ca.gov

Contractual warranty

Warranty period	18 months
-----------------	-----------

Wiring Diagram

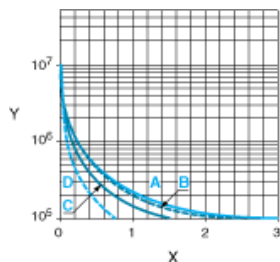


Symbols shown in blue correspond to Nema marking.

Electrical Durability of Contacts

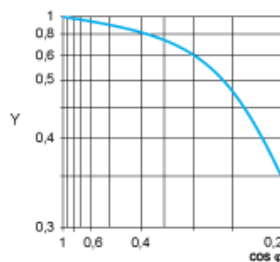
Durability (inductive load) = durability (resistive load) x reduction coefficient.

Resistive AC load



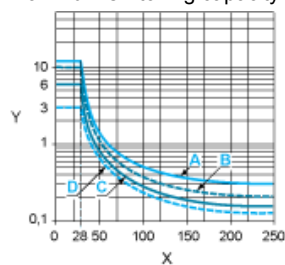
- X Switching capacity (kVA)
Y Durability (Number of operating cycles)
A RXM2AB...
B RXM3AB...
C RXM4AB...
D RXM4GB...

Reduction coefficient for inductive AC load (depending on power factor $\cos \phi$)



- Y Reduction coefficient (A)

Maximum switching capacity on resistive DC load



- X Voltage DC
Y Current DC
A RXM2AB...
B RXM3AB...
C RXM4AB...
D RXM4GB...

Note : These are typical curves, actual durability depends on load, environment, duty cycle, etc.

Mouser Electronics

Authorized Distributor

Click to View Pricing, Inventory, Delivery & Lifecycle Information:

[Schneider Electric:](#)

[RXM2AB2B7](#)