



Main

Range of product	OsiSense XM
Product or component type	Electronic pressure sensors
Pressure sensor type	Pressure transmitter
Pressure sensor name	XMLG
Pressure sensor size	87.02 psi (6 bar)
Fluid connection type	1/4" - 18 NPT (male)
Controlled fluid	Air (5...257 °F (-15...125 °C)) Corrosive fluid (5...257 °F (-15...125 °C)) Hydraulic oil (5...257 °F (-15...125 °C)) Fresh water (0...125 °C)
Type of output signal	Analogue
Analogue output function	4...20 mA, 2 wires
Electrical connection	3 pins 1 male connector M12
[Us] rated supply voltage	12 V DC, voltage limits: 8...33 V 24 V DC, voltage limits: 8...33 V
Quantity per set	Set of 1
Type of packing	Individual
Diameter	0.9 in (22.8 mm)

Complementary

Pressure setting range	0...87.02 psi (0...6 bar)
Maximum permissible accidental pressure	195.8 psi (13.5 bar)
Destruction pressure	217.56 psi (15 bar)
Local display	Without
Electrical circuit type	Control circuit
Current consumption	< 20 mA
Materials in contact with fluid	Ceramic FPM (Viton) Stainless steel type AISI 303
Operating position	Any position
Protection type	Load short-circuit Reverse polarity
Surge withstand	1 kV (42 Ohm) conforming to EN/IEC 61000-4-5 500 kV (12 Ohm) conforming to EN/IEC 61000-4-5
[Uimp] rated impulse withstand voltage	0.5 kV
Response time on output	< 2 ms
Drift of the sensitivity	+/- 0.015 % of measuring range/°C
Drift of the zero point	+/- 0.015 % of measuring range/°C
Measurement accuracy	+/- 0.3 % of the measuring range
Repeat accuracy	+/- 0.1 % of the measuring range
Mechanical durability	>= 10000000 cycles
Product weight	0.21 lb(US) (0.095 kg)
Height	58.1 mm
Length	1.91 in (48.5 mm)

Environment

standards	CE EN/IEC 61326-2-3
product certifications	UL 508 CSA C22.2 No 14 EAC

The information provided in this documentation contains general descriptions and/or technical characteristics of the performance of the products contained herein. This documentation is not intended as a substitute for and is not to be used for determining suitability or reliability of these products for specific user applications. It is the duty of any such user or integrator to perform the appropriate and complete risk analysis, evaluation and testing of the products with respect to the relevant specific application or use thereof. Neither Schneider Electric Industries SAS nor any of its affiliates or subsidiaries shall be responsible or liable for misuse of the information contained herein.

protective treatment	TC
ambient air temperature for operation	5...185 °F (-15...85 °C)
ambient air temperature for storage	-40...185 °F (-40...85 °C)
vibration resistance	20 gn (f = 9...2000 Hz) conforming to EN/IEC 60028-2-6
shock resistance	25 gn 11 ms conforming to EN/IEC 60068-2-27
resistance to electrostatic discharge	15 kV (in air) conforming to EN/IEC 61000-4-2 8 kV (on contact) conforming to EN/IEC 61000-4-2
resistance to electromagnetic fields	182.88 V/yd (200 V/m) (80...1000 Hz) conforming to EN/IEC 61000-4-3
resistance to fast transients	4 kV conforming to EN/IEC 61000-4-4
resistance to conducted disturbances	30 V (0.15...80 Hz) conforming to EN/IEC 61000-4-6
resistance to magnetic fields	30 A/m conforming to EN/IEC 61000-4-8
IP degree of protection	IP66 conforming to EN/IEC 60529 IP67 conforming to EN/IEC 60529
NEMA degree of protection	NEMA 4

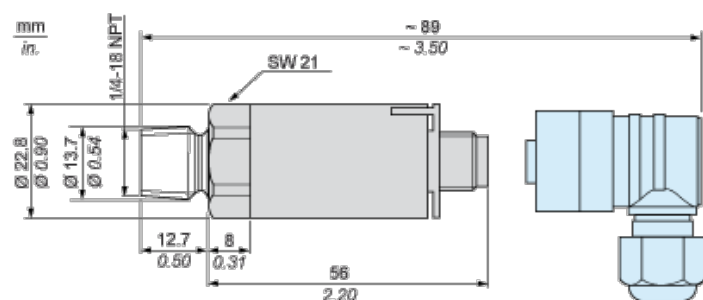
Offer Sustainability

Not Green Premium product	Not Green Premium product
Compliant - since 0627 - Schneider Electric declaration of conformity	Compliant - since 0627 - Schneider Electric declaration of conformity
Reference not containing SVHC above the threshold	Reference not containing SVHC above the threshold
WARNING: This product can expose you to chemicals including:	WARNING: This product can expose you to chemicals including:
Diisononyl phthalate (DINP), which is known to the State of California to cause cancer, and	Diisononyl phthalate (DINP), which is known to the State of California to cause cancer, and
Di-isodecyl phthalate (DIDP), which is known to the State of California to cause birth defects or other reproductive harm.	Di-isodecyl phthalate (DIDP), which is known to the State of California to cause birth defects or other reproductive harm.
For more information go to www.p65warnings.ca.gov	For more information go to www.p65warnings.ca.gov

Contractual warranty

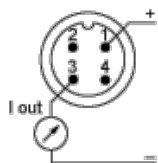
Warranty period	18 months
-----------------	-----------

Dimensions

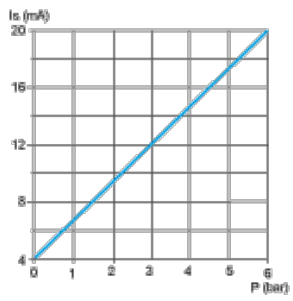


Wiring Diagram

2-Wire Technique (4-20 mA)



Output Curves



Mouser Electronics

Authorized Distributor

Click to View Pricing, Inventory, Delivery & Lifecycle Information:

Schneider Electric:

[XMLG006D23](#)