

Product availability: Stock - Normally stocked in distribution facility



## Main

Range of product	Phaseo
Product or component type	Redundancy module
Input voltage	24...28.8 V DC
Output voltage	(U <sub>in</sub> -0.2) V DC
Maximum output current	40 A

## Complementary

Input voltage limits	22...30 V
Input current	20 A
Number of output channels	1
Output protection type	Against overload, protection technology: external protection by power supply Against short-circuits, protection technology: external protection by power supply
Connections - terminals	Screw type terminals output connection, connection capacity: 2 x 0.5...2 x 10 mm <sup>2</sup> AWG 20...AWG 8 Screw type terminals input connection, connection capacity: 4 x 0.5...4 x 10 mm <sup>2</sup> AWG 20...AWG 8 Removable screw terminal block diagnostic relay, connection capacity: 1 x 2.5 mm <sup>2</sup> AWG 14
Fixing mode	By clips on 35 mm symmetrical DIN rail, operating position: horizontal By clips on 35 mm symmetrical DIN rail, operating position: vertical
Output coupling	Parallel
Operating altitude	6561.68 ft (2000 m)
Marking	CE
Name of test	Conducted/Radiated emissions conforming to EN 55022 Class B Electrostatic discharges conforming to EN/IEC 61000-4-2 Emission conforming to EN 50081-1 Emission conforming to EN 61000-6-3 Induced electromagnetic field conforming to EN/IEC 61000-4-6 level 3 Radiated electromagnetic field conforming to EN/IEC 61000-4-3 level 3 Rapid transient conforming to IEC 61000-4-4 level 3 Surge conforming to EN/IEC 61000-4-5 level 2
Local signalling	1 relay, function: power supply status 1 LED per input green, function: power supply status
Product weight	1.54 lb(US) (0.7 kg)

## Environment

IP degree of protection	Conforming to EN/IEC 60529
Ambient air temperature for operation	-13...140 °F (-25...60 °C)
Ambient air temperature for storage	-40...185 °F (-40...85 °C)
Relative humidity	0...90 % during operation 0...95 % during storage
Overvoltage category	Class II conforming to VDE 0106-1
Vibration resistance	3.5 mm (f = 3...11.9 Hz) conforming to EN/IEC 61131-2 2 gn (f = 11.9...150 Hz) conforming to EN/IEC 61131-2
Dielectric strength	500 V between input and ground 500 V between output and ground

Product certifications	RCM EAC
Standards	CSA C22.2 No 60950-1 UL 508
Environmental characteristic	EMC conforming to EN 61000-6-3 EMC conforming to EN/IEC 61000-6-2 Safety conforming to EN/IEC 60950-1 Safety conforming to EN/IEC 61204

### Ordering and shipping details

Category	22525 - ABL8 AND ABL7 POWER SUPPLIE
Discount Schedule	CP12
GTIN	00785901562726
Nbr. of units in pkg.	1
Package weight(Lbs)	1.3100000000000001
Returnability	Y
Country of origin	PH

### Offer Sustainability

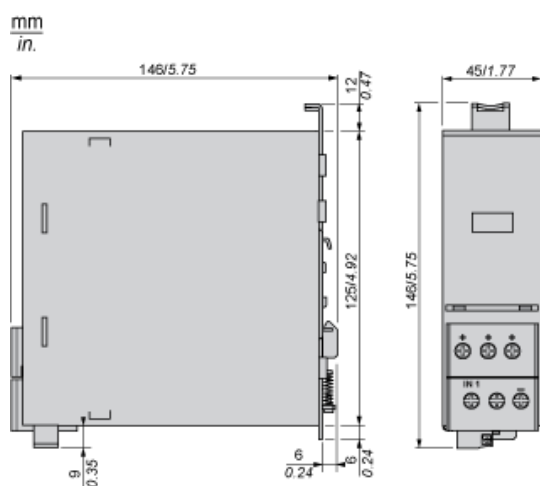
RoHS (date code: YYWW)	Compliant - since 0501 - Schneider Electric declaration of conformity <a href="#">Schneider Electric declaration of conformity</a>
REACH	Reference not containing SVHC above the threshold
California proposition 65	WARNING: This product can expose you to chemicals including:
- - - - - Substance 1	Lead and lead compounds, which is known to the State of California to cause cancer and birth defects or other reproductive harm.
- - - - - More information	For more information go to <a href="http://www.p65warnings.ca.gov">www.p65warnings.ca.gov</a>

### Contractual warranty

Warranty period	18 months
-----------------	-----------

## Redundancy Module


### Dimensions



Redundancy Module



Mounting

Redundancy modules can be installed on a DIN rail. The graphic below provides the characteristics and references of the compatible DIN rails for the mounting of the module.

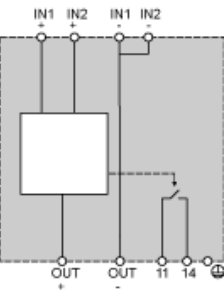


Wiring Requirements

Cable Types and Wire Sizes

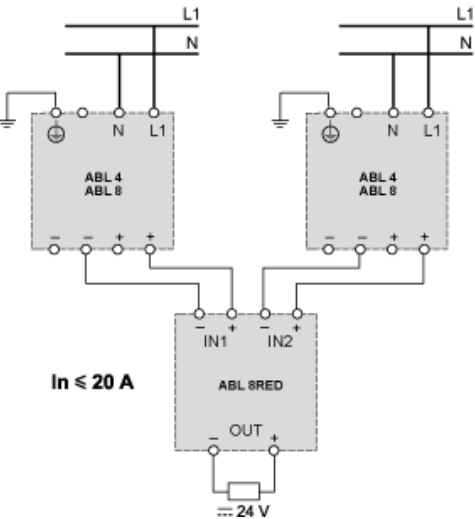
			
	8RPS24030	8RPS24050 8RPS24100	8RPM24200 8WPS24200/24400
+ In -	mm²/AWG	1...4 / 16...12	
+ Out -	mm²/AWG	1...4 / 16...12	4...10 / 12...6
	mm/in	4 / 0.16	
11...14	mm²/AWG	-	0,2...2,5 / 24...14

Internal Wiring Diagram

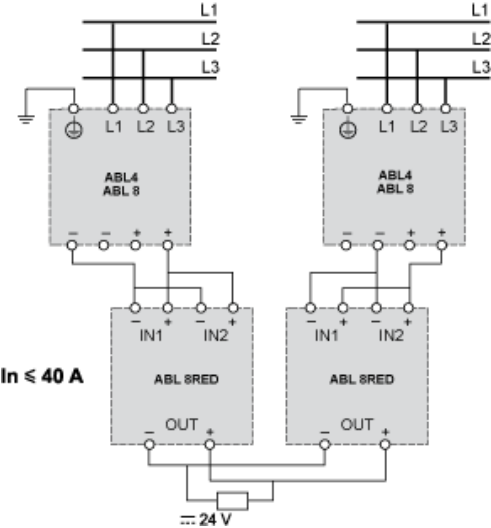


Scheme of Use with Power Supplies

Wiring Diagram with  $I_n \leq 20\text{mA}$



Wiring Diagram with  $I_n \leq 40\text{mA}$



# Mouser Electronics

Authorized Distributor

Click to View Pricing, Inventory, Delivery & Lifecycle Information:

[Schneider Electric:](#)

[ABL8RED24400](#)